




1 BIOSWALE SECTION
SCALE: 1/4" = 1'-0"

BIOSWALE PLANT LIST (PLANTS TO BE CONSIDERED BUT NOT LIMITED TO FOR FINAL LANDSCAPE PLAN)

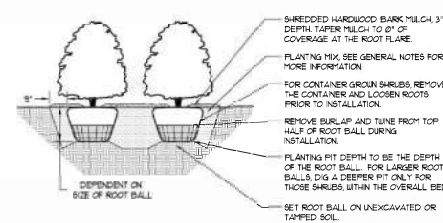
BOTANICAL NAME	COMMON NAME	SIZE	ADDITIONAL NOTES
DECIDUOUS TREES			
ALNUS GLUTINOSA	EUROPEAN BLACK ALDER	10' HT x 6' W	CLUMP FORM
AMELANCHIER x G. 'AUTUMN BRILLIANCE'	APPLE SERVICEBERRY	6' HT x 6' W	CLUMP FORM
BETULA NIGRA	RIVER BIRCH	10' HT x 6' W	CLUMP FORM
TAXODIUM DISTICHUM	BALD CYPRRESS	25' CALIPER	CLUMP FORM
DECIDUOUS SHRUBS			
ARONIA SP.	CHOKEBERRY SP.	18' HT x 18' W	
CLETHRA SP.	SUPERSWEET SP.	18' HT x 24' W	
CORNUS SERICEA SP.	REDTID DOGWOOD SP.	30' HT x 30' W	
HYDRANGEA QUERCIFOLIA	OAKLEAF HYDRANGEA	24' HT x 24' W	
PERENNIALS, ORNAMENTAL GRASSES AND GROUNDCOVERS			
ASTEN SP.	ASTEN SP.	1 GALLON	
BOOTHLOA GURTFENDULA	BISSO CATS GRASS	1 GALLON	
IRIS SP.	IRIS SP.	1 GALLON	
LOBELIA CARDINALIS	CARDINAL FLOWER	1 GALLON	
SCHIZANTHUS SCOPARIUM	LITTLE BLUEBERRY	1 GALLON	

LOCATE ALL UNDERGROUND UTILITIES PRIOR TO DIGGING. EXCAVATE ENTIRE PERENNIAL / GROUNDCOVER BED, AND BACKFILL WITH PLANTING MIX AS SPECIFIED. BED HEIGHT IS TO BE 1" ABOVE FINISH GRADE AND WELL DRAINED. MULCH LIMITS FOR PERENNIAL BEDS TO EXTEND TO ALL EDGES OF THE BEDS. SEE PLANS FOR BED LAYOUTS. SEE PLANT LIST FOR PLANT SPACING. SPACING BETWEEN PLANTS SHALL BE NO GREATER THAN THE SPECIFIED SPACING FOR THAT PARTICULAR PLANT.



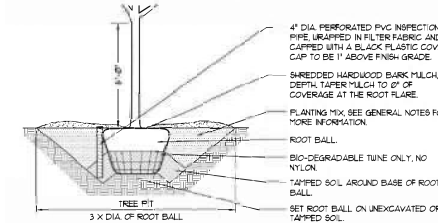
4 PERENNIAL AND GROUNDCOVER PLANTING DETAIL
NOT TO SCALE

LOCATE ALL UNDERGROUND UTILITIES PRIOR TO DIGGING. SHRUB PIT WIDTH TO BE EXTENDED 6" AROUND THE ENTIRE ROOT BALL. AS SHOWN IN THE DETAIL BELOW. TEST TREE PIT FOR DRAINAGE PRIOR TO INSTALLING TREE. PRUNE OR ALL DEAD, BROKEN OR SCARRED BRANCHES AS DIRECTED BY THE LANDSCAPE ARCHITECT. LOCATE ROOT FLARE IN ROOT BALL, AND SET SHRUB HEIGHT SO THAT ROOT FLARE IS FLUSH WITH FINISH GRADE. REMOVE ALL TUNE FROM AROUND THE ROOT FLARE. WATER IN THE PLANTING MIX THOROUGHLY, WHILE KEEPING THE SHRUB PLUMP. STRAIGHTEN SHRUB IF SETTLING OCCURS. MULCH LIMITS FOR SHRUBS TO EXTEND TO ALL EDGES OF PLANTING BEDS. SEE PLANS FOR BED LAYOUTS.



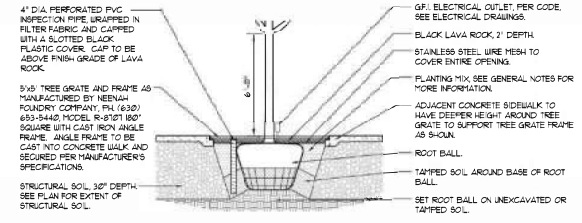
5 SHRUB PLANTING DETAIL
NOT TO SCALE

LOCATE ALL UNDERGROUND UTILITIES PRIOR TO DIGGING. TREE PIT WIDTH TO BE THREE TIMES THE WIDTH OF THE ROOT BALL. TEST TREE PIT FOR DRAINAGE PRIOR TO INSTALLING TREE. PRUNE OR ALL DEAD, BROKEN OR SCARRED BRANCHES AND SHAPE PRUNE AS DIRECTED BY THE LANDSCAPE ARCHITECT. FOR TREES UP TO 4" CALIPER OR 1' HEIGHT, REMOVE APPROXIMATELY 80-100% OF THE OVERALL BRANCHING. FOR TREES OVER 4" CALIPER OR 1' HEIGHT, REMOVE APPROXIMATELY 80-100% OF THE OVERALL BRANCHING. LOCATE ROOT FLARE IN ROOT BALL, AND SET TREE HEIGHT SO THAT ROOT FLARE IS FLUSH WITH FINISH GRADE. REMOVE ALL BASKET WIRE, TUNE, AND BURLAP FROM THE TOP HALF OF THE ROOT BALL. WATER IN THE PLANTING MIX THOROUGHLY, WHILE KEEPING THE TREE PLUMP. STRAIGHTEN TREE IF SETTLING OCCURS. CONTRACTOR TO REMOVE ALL TUNE, ROPE, BASKET WIRE, AND BURLAP FROM THE TOP HALF OF THE ROOT BALL.



6 DECIDUOUS TREE PLANTING DETAIL
NOT TO SCALE

LOCATE ALL UNDERGROUND UTILITIES PRIOR TO DIGGING. TREE PIT WIDTH TO BE EXTENDED 12" AROUND THE ENTIRE ROOT BALL, AS SHOWN IN THE DETAIL BELOW. TEST TREE PIT FOR DRAINAGE PRIOR TO INSTALLING TREE. PRUNE OR ALL DEAD, BROKEN OR SCARRED BRANCHES AND SHAPE PRUNE AS DIRECTED BY THE LANDSCAPE ARCHITECT. FOR TREES UP TO 4" CALIPER OR 2' HEIGHT, REMOVE APPROXIMATELY 80-100% OF THE OVERALL BRANCHING. FOR TREES OVER 4" CALIPER OR 2' HEIGHT, REMOVE APPROXIMATELY 80-100% OF THE OVERALL BRANCHING. LOCATE ROOT FLARE IN ROOT BALL, AND SET TREE HEIGHT SO THAT ROOT FLARE IS FLUSH WITH THE PLANTING MIX. WATER IN THE PLANTING MIX THOROUGHLY, WHILE KEEPING THE TREE PLUMP. STRAIGHTEN TREE IF SETTLING OCCURS. CONTRACTOR TO REMOVE ALL TUNE, ROPE, BASKET WIRE, AND BURLAP FROM THE TOP HALF OF THE ROOT BALL.



7 DECIDUOUS TREE IN TREE GRATE PLANTING DETAIL
NOT TO SCALE

SITE LANDSCAPE PLANT LIST (PLANTS TO BE CONSIDERED BUT NOT LIMITED TO FOR FINAL LANDSCAPE PLAN)

BOTANICAL NAME	COMMON NAME	SIZE	ADDITIONAL NOTES
DECIDUOUS TREES - SHADE			
ACER x FREEMANI 'LINESSESS'	AUTUMN BLAZE MAPLE	3" CALIPER	BRANCHED UP 6'
ACER x FREEMANI 'CELESTIAL'	CELEBRATION MAPLE	3" CALIPER	BRANCHED UP 6'
ACER MYRIABE 'MORTON'	STATE STREET MAPLE	3" CALIPER	BRANCHED UP 6'
ACER SACCHARINUM 'GREEN MOUNTAIN'	GREEN MOUNTAIN SUGAR MAPLE	3" CALIPER	BRANCHED UP 6'
ACER SACCHARINUM 'BALSATA'	FALL FIESTA SUGAR MAPLE	3" CALIPER	BRANCHED UP 6'
CETUS OCCIDENTALIS	COMMON HACKBERRY	3" CALIPER	BRANCHED UP 6'
GINKGO BILOBA 'AUTUMN GOLD'	AUTUMN GOLD GINKGO	3" CALIPER	BRANCHED UP 6'
QUERCUS 'VARI NERPHS SKYLINE'	SKYLINE NOBLE LOGSKY	3" CALIPER	BRANCHED UP 6'
QUERCUS 'PINCUS'	SINGLE OAK	3" CALIPER	BRANCHED UP 6'
QUERCUS 'MACROCARPA'	BUR OAK	3" CALIPER	BRANCHED UP 6'
ULMUS AMERICANA 'PRINCETON'	PRINCETON ELH	3" CALIPER	BRANCHED UP 6'
ULMUS x 'MORTON GLOBE'	TRUMPET ELH	3" CALIPER	BRANCHED UP 6'
ULMUS WILSONIANA 'PROSPECTOR'	PROSPECTOR OAK	3" CALIPER	BRANCHED UP 6'
DECIDUOUS TREES - ORNAMENTAL			
ACER GINNALA 'FLAME'	FLAME AMUR MAPLE	8' HT x 6' W	
ALNUS GLUTINOSA	EUROPEAN BLACK ALDER	10' HT x 6' W	CLUMP FORM
AMELANCHIER x G. 'AUTUMN BRILLIANCE'	APPLE SERVICEBERRY	6' HT x 6' W	CLUMP FORM
BETULA NIGRA	RIVER BIRCH	10' HT x 6' W	CLUMP FORM
CERCIS CANADENSIS	EASTERN REDBUD	8' HT x 6' W	CLUMP FORM
CORNUS 'MACROCARPA'	GOLDEN GLORY CORNELLAND-ERN	8' HT x 6' W	CLUMP FORM
GRATEGUS CRUSGALLI 'VAR. NERPHS'	THORNLESS COCKSPUR Hawthorn	8' HT x 6' W	
MAGNOLIA LOEBNERI 'MERRILL'	MERRILL MAGNOLIA	8' HT x 5' W	CLUMP FORM
NEED 'NEED JEWEL'	NEED JEWEL CRABAPPLE	6' HT x 6' W	
QUERCUS 'PINCUS'	SUGAR TREE CRABAPPLE	6' HT x 6' W	
SYRINGA 'PENNINSIS MORTON'	CHINA SNOW PINKING LILAC	8' HT x 6' W	
SYRINGA RETICULATA 'IVORY SILK'	IVORY SILK JAPANESE TREE LILAC	8' HT x 6' W	
VIORNIAT 'PINCUS'	BLACKHAW VIORNIAT	6' HT x 6' W	CLUMP FORM
DECIDUOUS SHRUBS			
ARONIA 'MELANOCARPA' 'AUTUMN MAGIC'	AUTUMN MAGIC CHOKEBERRY	24' HT x 24' W	
ARONIA 'MELANOCARPA' 'LOUSCAPE'	LOUSCAPE CHOKEBERRY	18' HT x 18' W	
CLETHRA ALNIFOLIA 'HUPPINGBRO'	HUPPINGBRO BUTTERBEE	18' HT x 24' W	
CORNUS SERICEA 'ALLERHANS DUWAP'	ALLERHANS DUWAP DOGWOOD	30' HT x 30' W	
CORYLUS AMERICANA	AMERICAN HAZELNUT	36' HT x 30' W	
FORSTYTHIA 'VIRIDIS' 'BRONX'	BRONX FORSTYTHIA	18' HT x 24' W	
HYDRANGEA 'VINCULATA' 'LIME-GLO'	VINCULATA HYDRANGEA	36' HT x 36' W	
HYDRANGEA 'PANCULATA' 'PINKY UNKY'	PINKY UNKY HYDRANGEA	36' HT x 36' W	
HYDRANGEA 'PANCULATA' 'LITTLE LIME'	LITTLE LIME HYDRANGEA	18' HT x 18' W	
HYDRANGEA 'PANCULATA' 'LITTLE QUINQUE'	LITTLE QUINQUE HYDRANGEA	18' HT x 18' W	
HYDRANGEA 'SERRATA' 'TURF STUFF'	TURF STUFF HYDRANGEA	18' HT x 18' W	
RUBUS AROMATICA 'GRO-LOU'	GRO-LOU RUBUS	18' HT x 24' W	
RIBES ALPIMUM 'GREEN MOUND'	GREEN MOUND CURRANT	24' HT x 24' W	
ROSIA 'DART' SP.	DART ROSE	18' HT x 18' W	
ROSIA 'NEARLY WILD'	NEARLY WILD ROSE	18' HT x 24' W	
SYRINGA 'MEYER' 'FALSBIN'	DWARF KOREAN LILAC	30' HT x 30' W	
EVERGREEN SHRUBS			
BUXUS SP.	BOXWOOD SP.	24' HT x 24' W	
JUNIPERUS SP.	JUNIPER SP.	24' HT x 24' W	
TAXUS SP.	YEU SP.	24' HT x 24' W	
PERENNIALS, ORNAMENTAL GRASSES AND GROUNDCOVERS			
ASTILBE SP.	ASTILBE SP.	1 GALLON	
CALLUNA 'PINCUS' 'ACUT' 'KARL TOESEN'	FEATHER REED GRASS	1 GALLON	
COREOPSIS SP.	COREOPSIS SP.	1 GALLON	
ECHINACEA SP.	CONEFLOWER SP.	1 GALLON	
GERANIUM 'SANGUINUM' 'MAX FREI'	MAX FREI BLOODY CRANESBILL	3" POT	
HEDERA HELIX	ENGLISH IVY	1 GALLON	
HEMIOCALLIS SP.	DATILY SP.	1 GALLON	
HEUCHERA SP.	CORALBELLS SP.	1 GALLON	
HOSTA SP.	HOSTA SP.	1 GALLON	
LIATRIS SPICATA 'KOBOLD'	KOBOLD BLAZING STAR	1 GALLON	
LIRIOPE SPICATA	CREeping LILY TURF	3" POT	
MISCANTHUS SP.	MAIDEN GRASS SP.	1 GALLON	
NEPETA SP.	CATTIN SP.	1 GALLON	
PANICUM SP.	SWITCHGRASS SP.	1 GALLON	
PENSETUM SP.	FOUNTAIN GRASS SP.	1 GALLON	
PEROVSKIA ATROPURPUREA	MUSKAT BAGE	1 GALLON	
PUGONANDRA 'TERMINALIS' 'GREEN CARPET'	GREEN CARPET PACHYRANDRA	3" POT	
RUDBECKIA RULOGIA 'GOLDSTURM'	BLACK-EYED SUSAN	1 GALLON	
SALVIA SP.	SALVIA SP.	1 GALLON	
VINCA MINOR 'DART'S BLUE'	DART'S BLUE PERIWINKLE	3" POT	