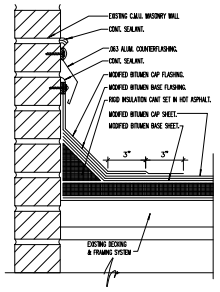

TYPICAL ROOF TERMINATION DETAIL 1
SCALE: NTS

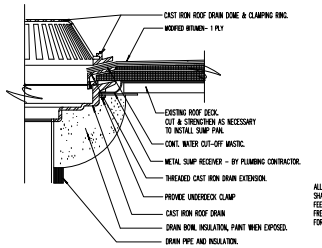

TYPICAL ROOF DRAIN DETAIL 2
SCALE: NTS

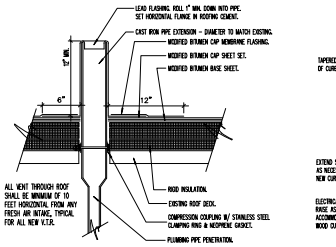

TYPICAL VENT PIPE EXTENSION DET. 3
SCALE: NTS

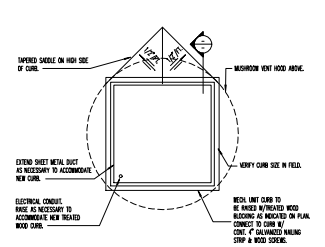

TYPICAL MECHANICAL UNIT CURB 4
SCALE: NTS

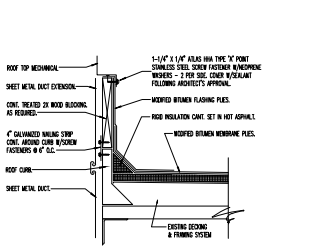

TYPICAL ROOF CURB DETAIL 5
SCALE: NTS

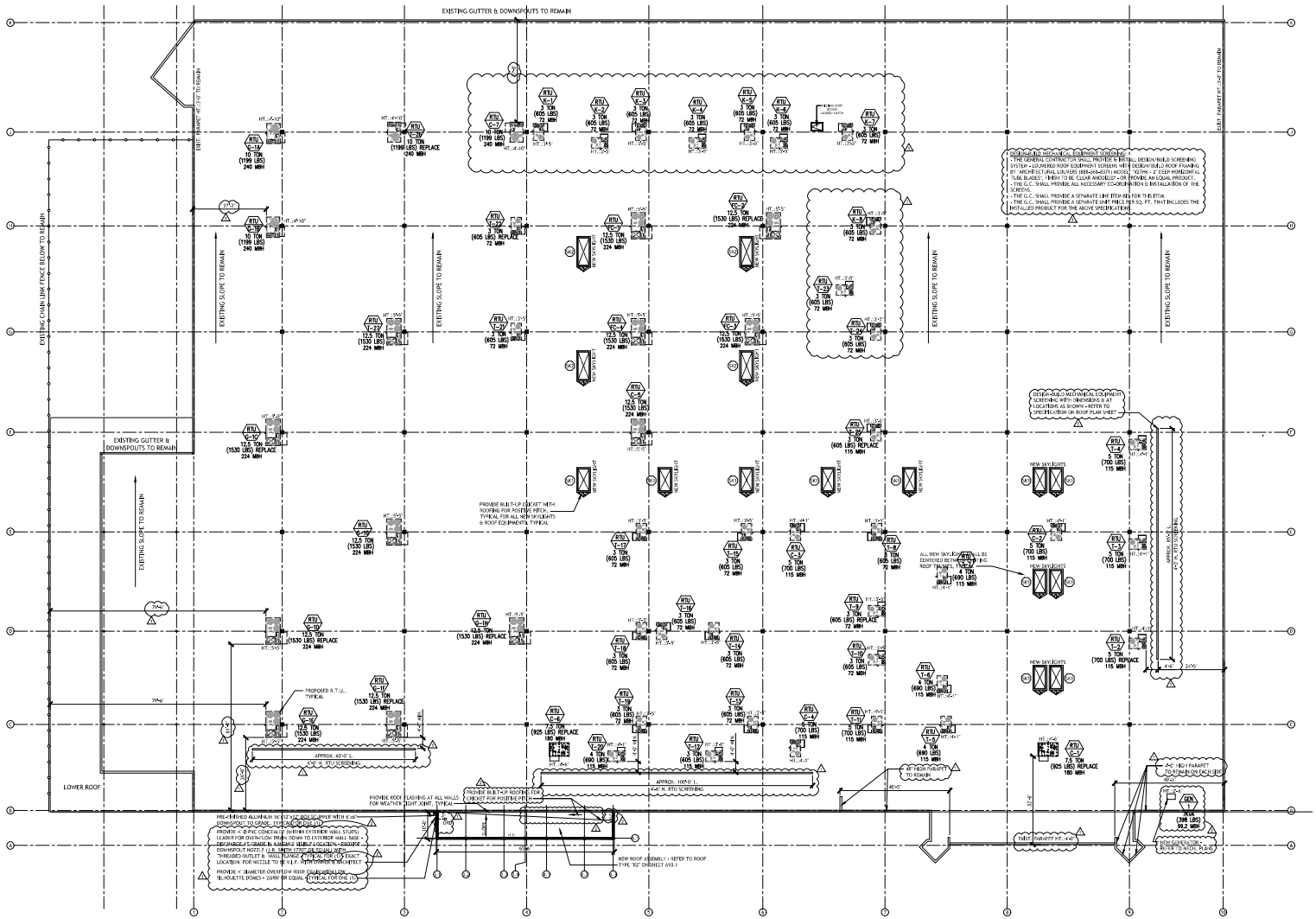

ROOF PLAN
SCALE: 1/16"= 1'-0"

1

KEY NOTES
ALL KEY NOTES ARE ENCASED WITH A CIRCLE AROUND THEM IN THE PLANS

1. —

LEGENDS

- TAPERED INSULATION AT 1/2" PER FT. SLOPE, U.N.O.
- INDICATES STRUCTURAL SLOPE AT MIN. 1/8" PER FOOT
- R.D. — ROOF DRAIN WITH 4'x4' TAPERED INSULATION SUMP
- D.S. — DOWNSPOUT

FLASHING NOTES

THE FOLLOWING NOTES APPLY TO, BUT ARE NOT LIMITED TO DETAILS:

1. FIELD VERIFY ALL EXISTING CONDITIONS PRIOR TO SUBMITTING THE SHOP DRAWINGS FOR FABRICATION.
2. ISOMETRIC DRAWINGS ARE DIAGRAMMATIC.
3. ALL FLASHING FLANGES ARE TO BE SET IN SEALANT.
4. FOLLOWING INSTALLATION OF THE FLASHING, APPLY SEALANT TO ALL EXPOSED LEADING EDGE.
5. ALL SCREW ANCHOR LOCATIONS TO HAVE PRE-DRILLED 5/16" PILOT HOLES.
6. NON-EXPOSED SCREW ANCHORS INTO MASONRY ARE TO BE [illegible] THREADS.
7. EXPOSED SCREW ANCHORS INTO MASONRY ARE TO BE 1-1/4" X [illegible] WITH CHEMICAL CORROSION RESISTIVE COATING AND NEOPRENE WASHERS.
8. EXPOSED SCREW FASTENERS INTO SHEET METAL TO BE 3/4" X [illegible] WITH NEOPRENE WASHERS.
9. ALL EXPOSED SCREW FASTENERS ARE TO BE COVERED WITH SEALANT.

SHEET NOTES

1. REFER TO SHEET A10.1 FOR EXISTING ROOF ASSEMBLY.
2. REPAIR OR REPLACE ANY PART OF THE ROOFING FOUND TO HAVE DAMAGE OR LEAKAGE WITH SIMILAR CONSTRUCTION.
3. ALL EXISTING GUTTERS & DOWNSPOUTS ARE TO REMAIN. THOROUGHLY CHECK GUTTERS, DOWNSPOUTS, SCUPPERS FOR ANY CLOGGING OR INCOMPATIBILITY. ADDITIONALLY, REPAIR & REPLACE ANY ITEMS, IF FOUND TO HAVE ANY DAMAGE.
4. ALL NEW ROOF PENETRATIONS, INCLUDING VENT STACKS, ROOF CURBS, AND PIPE SUPPORT CURBS ARE TO BE A MINIMUM OF 8" ABOVE THE ROOFING MEMBRANE.
5. ALL COUNTER FLASHING, COPING, AND MISC. METAL FLASHING PIECES ARE TO HAVE CONTINUOUS BEAD OF SEALANT APPLIED AT THEIR END CONDITIONS.
6. ALL EXPOSED FASTENERS TO BE CORROSION RESISTIVE, HAVE NEOPRENE WASHERS, AND BE COVERED W/ SEALANT.
7. PROVIDE COUNTER FLASHING FOR ALL VERTICAL FLANGES ON END WALL FLASHING PIECES.
8. WHEN CONDITIONS REQUIRE END WALL FLASHING TO BE INSTALLED, COORDINATE INSTALLATION SO THAT END WALL FLASHING AND COUNTER FLASHING COVERING IT ARE NOT DOUBLE FASTENED - ONLY ONE FASTENER IS REQUIRED TO SECURE BOTH PIECES.
9. ALL EXISTING MASONRY PARAPETS SHALL BE SEALED FOR BUILDING WITHIN THE SCOPE OF WORK IF NOT ALREADY EXISTING. PROVIDE MIN. ONE (1) COAT OF EXTERIOR GRADE BRICK MASONRY PRIMER & AT LEAST TWO (2) COATS OF EXTERIOR GRADE BRICK MASONRY COATING - FINAL FINISH TO BE VERIFIED WITH OWNERSHIP.
10. ISOMETRIC DRAWINGS ARE DIAGRAMMATIC.
11. ALL ROOF COVERINGS SHALL HAVE MIN. CLASS 'A' RATING IN ACCORDANCE WITH WITH ASTME108.
12. REFER TO MECHANICAL PLANS AND COORDINATE ROOF CURB LIMITS, EXHAUST FANS, MAKE-UP AIR & GAS PIPING LOCATIONS.
13. PROVIDE PROPER SHEET METAL FLASHING OR ROOF FLASHING AND SEALANT AT ALL CURBS, MECHANICAL UNIT CURBS, ROOF INTERSECTIONS & AT ALL ROOF PENETRATIONS. FOLLOWING INSTALLATION OF THE FLASHING, APPLY SEALANT TO ALL EXPOSED LEADING EDGE.
14. PROVIDE PRE-MOLDED PIPE BOOT ADHEARED TO ROOF FLASHING FOR ALL PLUMBING VENTS PENETRATIONS, TYPICAL.

Document Record:

Issued Date	Description
02.20.2018	FOR PRELIM/BRARY VILLAGE REVIEW
06.14.2018	FOR SITE NUMBERS TO VILLAGE
06.17.2018	ISSUED FOR PERMIT
12.04.2018	REISUBMITTED FOR PERMIT 1
01.07.2019	REISUBMITTED FOR PERMIT 2
03.04.2019	R.R.D. SUBMITTAL 3

DO NOT SCALE THE DRAWINGS. PUROHIT ARCHITECTS, INC. ASSUMES NO RESPONSIBILITY FOR USE OF INCORRECT SCALE. THE CONTRACTOR SHALL VERIFY ALL DIMENSIONS PRIOR TO PROCEEDING WITH CONSTRUCTION. IN THE EVENT EVIDENCE OF THE CONTRACTOR BEING ON ANY ERROR, OMISSION OR CONFLICT OR TO THE INTENT OF THE CONTRACT DOCUMENTS WITH FREEDOM TO THE PROPER EXECUTION OF THE WORK, THE CONTRACTOR SHALL IMMEDIATELY NOTIFY AND REPORT THE MATTER TO THE OWNER OR THE ARCHITECT AND SEEK CORRECTION OR INTERPRETATION THEREOF PRIOR TO COMPLETING THE AFFECTED WORK.

THESE PLANS AND SPECIFICATIONS ARE PROTECTED UNDER FEDERAL COPYRIGHT LAWS. © 2018 BY ARCHITECTS, INC. THEY ARE OWNERSHIP OF PUROHIT AND ALL REPORTS AND PRINTOUTS, THESE DRAWINGS CANNOT BE REPRODUCED OR COPIED IN WHOLE OR PARTS AT ANY TIME WITHOUT WRITTEN PERMISSION.

PUROHIT ARCHITECTS
2020 E. Algonquin Rd., Suite 302
Schaumburg, IL 60173
Tel. (847) 496-5322
Cell. (847) 757-1618
shlpa@purohitarchitects.com
www.purohitarchitects.com

Mall of India
(Phase 1: Core & Shell)
Fox River Common's Shopping Center: 776 S. Route 59, Naperville, IL 60540

Issue Date: 03.04.2019
Drawn By: PAI
Sheet:
EXISTING ROOF PLAN
A5.0

PAI PROJECT NUMBER
18110.00

© 2018 PUROHIT ARCHITECTS INC.

These drawings may have been reproduced at a scale different than originally drawn. Owner and Architect assume no responsibility for use of incorrect scale. Do not scale drawings. contractor shall verify all existing conditions prior to proceeding with construction and notify architect immediately of any discrepancies or conflicts.