



*OPPOSED Due to Statistics*

**AN ORDINANCE  
ADDING CHAPTER 19  
(REGULATION OF THE COMMERCIAL SALE  
OF ASSAULT RIFLES) OF TITLE 3  
(BUSINESS AND LICENSE REGULATIONS)  
OF  
THE NAPERVILLE MUNICIPAL CODE**

**City Council Meeting Tuesday, August 16<sup>th</sup> 2022**

Consequences of this ordinance's approval:

Closing of two business that Naperville welcomed with open arms now sends a message to other local businesses their local government can target any business.



11 Employees left jobless.

Owner and his family are left with a total loss of life savings.

Sales tax revenue from this store will no longer be collected.

**RANGE ⊕ USA™**

Layoffs likely due to loss of banned sales

Sales tax revenue from this store will no longer be collected on banned items.

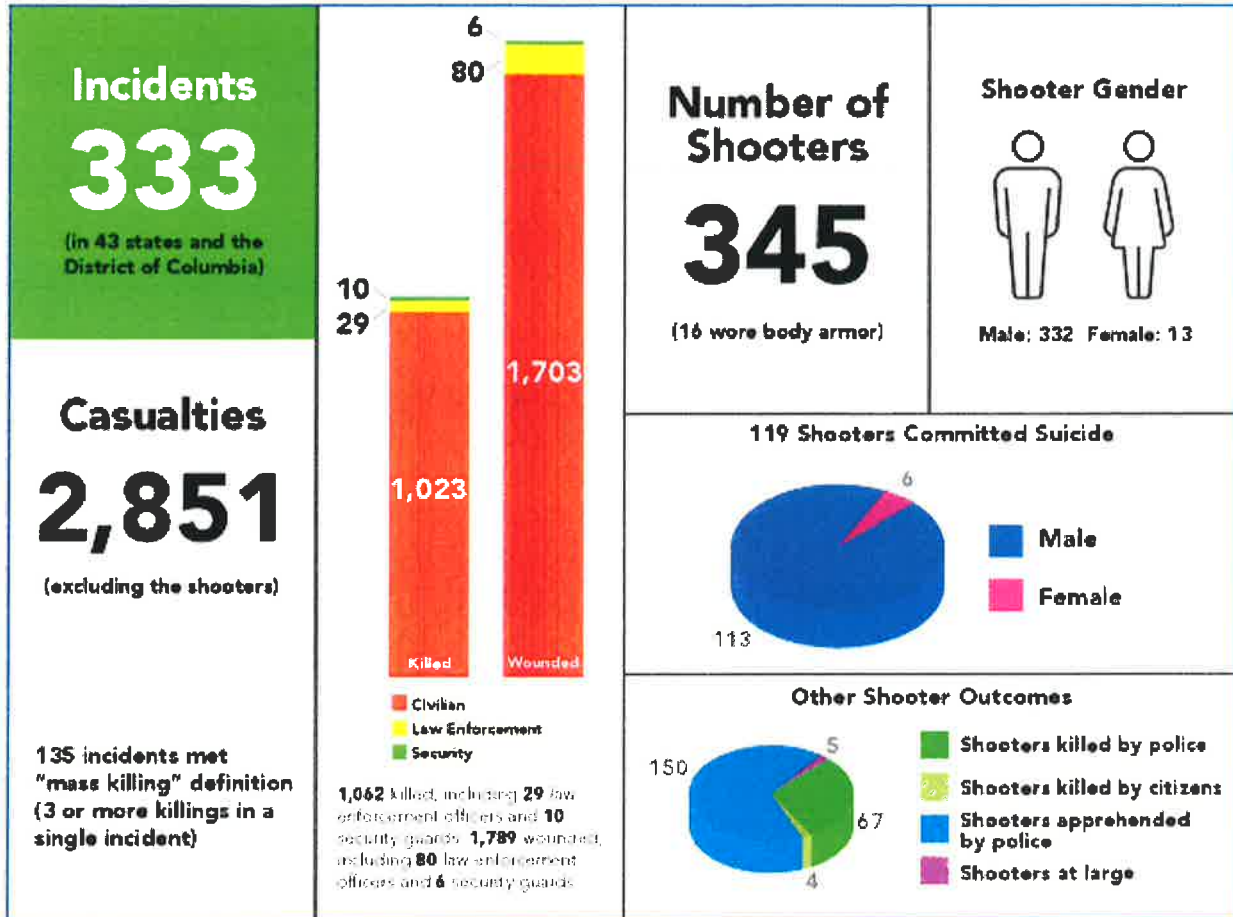
# 20-Year Review

## 2000-2019



## OVERVIEW:

### 20-Year Active Shooter Summary



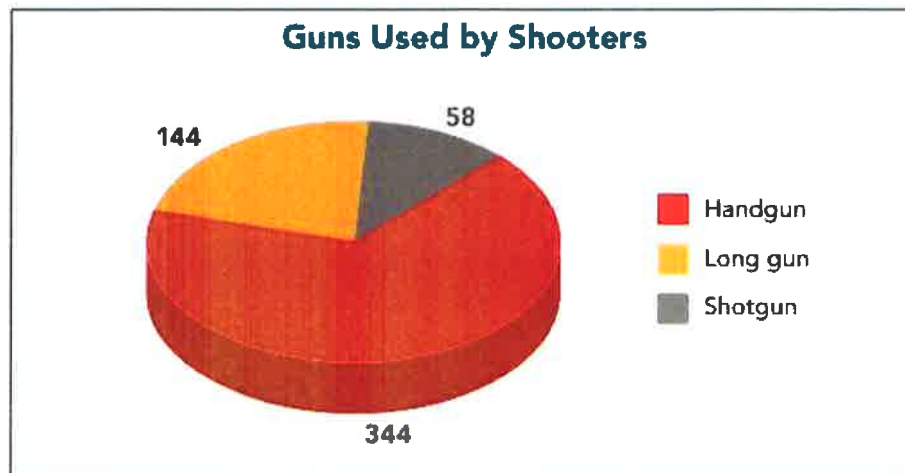
Incidents: 333 (in 43 states and the District of Columbia). Total casualties: 2,851 (excluding the shooters). 135 incidents met "mass killing" definition (3 or more killings in a single incident). Killed: 1,062 (including 1,023 civilians, 29 law enforcement officers and 10 security guards). Wounded: 1,789 (including 1,703 civilians, 80 law enforcement officers, and 6 security guards). Number of shooters: 345 (16 wore body armor). Shooter gender: 332 male, 13 female. 119 shooters committed suicide (113 male, 6 female). Other shooter outcomes: 67 killed by police, 4 killed by citizens, 150 apprehended by police, 4 at large.

## Will Banning AR's make a difference?

### Shooters' Weapons

#### Quick Look:

In the 333 active shooter incidents, handguns accounted for 67% of the weapons used, 38% of the 345 shooters had multiple weapons, 5% wore body armor, and 4% had access to or deployed additional devices.



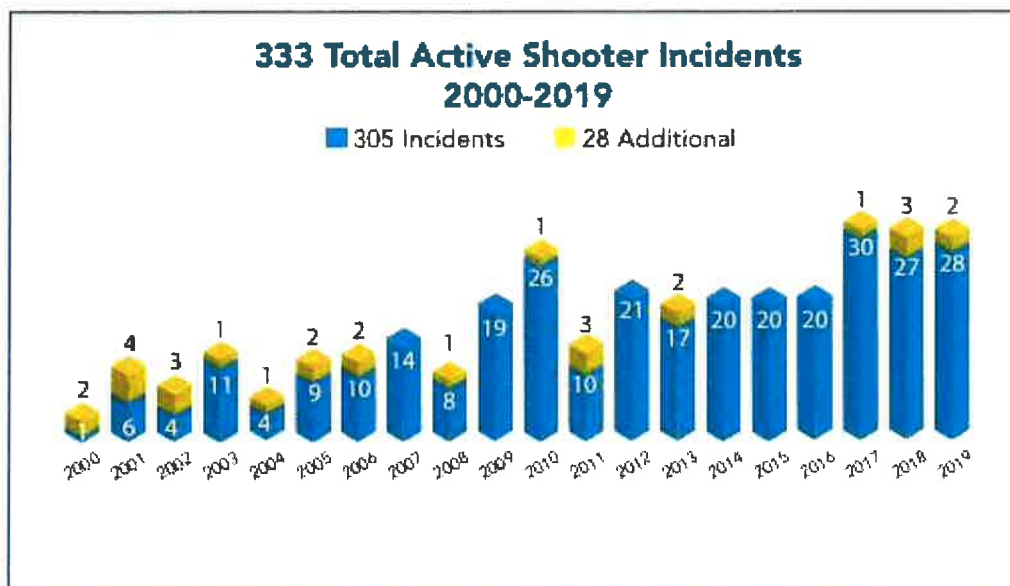
Guns Used by Shooters: Handguns (344); Long guns (114); Shotguns (58)

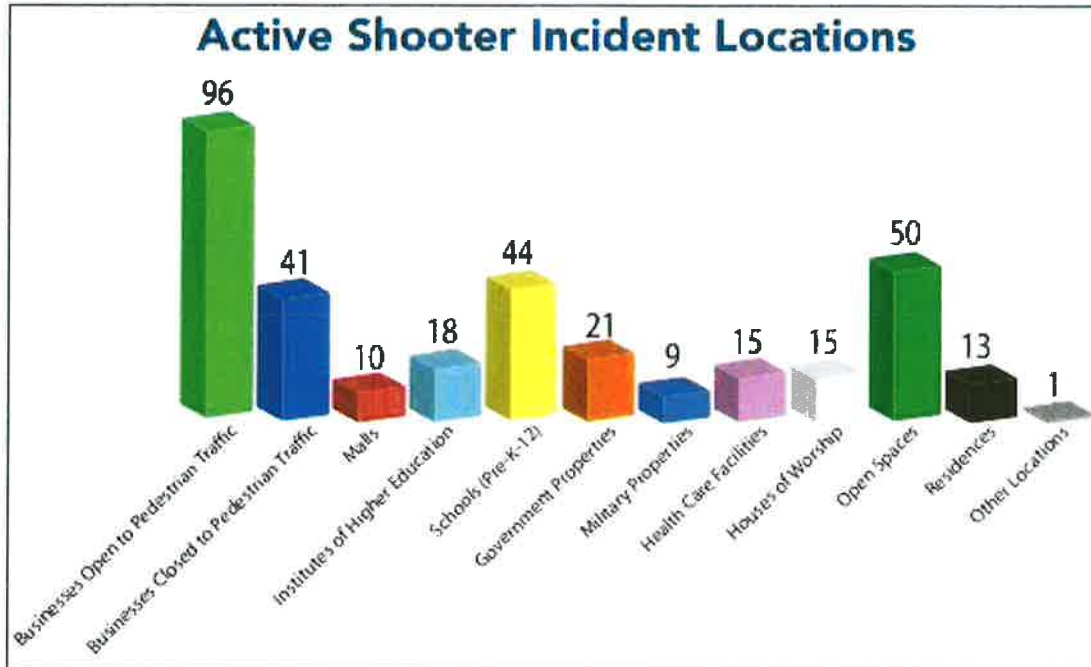
#### Key Findings:

##### Single/Multiple Firearms

Two hundred fourteen shooters carried a single firearm in 205 incidents; 131 shooters carried multiple firearms in 128 incidents.

**NOTE: 26% OF MASS SHOOTERS USE LONG GUNS (NOT ALL AR'S)**





## Casualty Breakdown

Casualties by Year Data Table				
Year	Civilians Killed (Including Security Guards)	Civilians Wounded (Including Security Guards)	Law Enforcement Killed	Law Enforcement Wounded
2000	16	2	0	0
2001	26	59	0	0
2002	18	21	0	3
2003	33	22	0	0
2004	17	9	0	0
2005	30	31	0	0
2006	26	27	0	1
2007	68	54	1	3
2008	30	33	3	1
2009	61	75	4	3
2010	37	50	1	3
2011	45	66	0	0
2012	90	111	0	7
2013	50	45	0	7
2014	33	59	3	2
2015	55	70	1	8
2016	74	114	9	17
2017	139	588	4	3
2018	84	133	2	6
2019	101	140	1	16

## Deadly Acts of Terrorism

Also [documented by the Heritage Foundation](#), bombings, mass stabbings and car attacks frequently kill more people in foreign countries than even the deadliest mass shootings in the United States. Consider the following:

- [Spain \(2004\)](#) — Bombing: 192 deaths, 2,050 injuries
- [Great Britain \(2005\)](#) — Bombing: 52 deaths, 784 injuries
- [Japan \(2008\)](#) — Car ramming and stabbing: 7 deaths, 10 injuries
- [China \(2010\)](#) — Shovel-loader: 11 deaths, 30 injuries
- [China \(2014\)](#) — Mass stabbing: 31 deaths, 143 injuries
- [China \(2014\)](#) — Car ramming: 6 deaths, 13 injuries
- [Germany \(2015\)](#) — Plane crash: 150 deaths
- [Belgium \(2016\)](#) — Bombing: 21 deaths, 180 injuries
- [France \(2016\)](#) — Car ramming: 86 deaths, 434 injuries
- [Germany \(2016\)](#) — Car ramming: 11 deaths, 56 injuries
- [Japan \(2016\)](#) — Mass stabbing: 19 deaths, 45 injuries
- [Great Britain \(2017\)](#) — Bombing: 22 deaths, 250 injuries

Source: <https://www.usconcealedcarry.com/resources/gun-facts-and-fiction/mass-shootings/>



## Why Is the AR the most popular rifle in America?

Lightweight

Easy to shoot

Customizable

Offers lots of accessories

Easy to work on

Excellent for home defense

Popular for hunting

Shoots different calibers



## Is an AR more deadly than the other guns you are not banning?

<http://www.gunfacts.info/research-resources/mass-public-shooting-database/>

# Myth: Assault weapons cause more serious damage to a body than handguns or common rifles

**Fact:** "Civilian public mass shooting events with a handgun are more lethal than those associated with use of a rifle." <sup>16</sup> This would, of course, include the two most common civilian "assault weapons", namely the AR-15 and AK-47.

**Fact:** Bodily damage is a factor of the amount of energy transferred from the bullet to the body, and which organs it hits. <sup>17</sup> This is measured in "foot pounds" (ftlb) of energy. This chart shows the AR15 and AK17 rounds are in the middle of the list, and far less than the M1 Garand, a WWII rifle the U.S. government gives surpluses of away as part of the Civilian Marksmanship Program.

Class	Model	Ammo	Muzzle Energy (ftlb)
Handgun	Various	.22LR	100
Handgun	Various	0.38	200
Handgun	Various	.38 special	220
Handgun	Various	.45 colt	250
Handgun	Various	.45 ACP	386
Handgun	Various	9 mm	400
Handgun	Various	0.4	479
Handgun	Various	10 mm	550
Handgun	Various	0.357	624
Handgun	Various	.44 mag	850
Rifle	AK74	5.45 x 39 NATO	979
Rifle	M16	5.56 x 45 NATO	1303
Rifle	M4	5.56 x 45 NATO	1303
Rifle	AR15	5.56 x 45 NATO	1303
Rifle	M14	7.76 NATO	2437
Rifle	AK47	7.76 NATO	2437
Handgun	Various	0.308	2648
Handgun	Various	270 Win	2801
Rifle	M1 Garand	30-06 Springfield	2820
Handgun	Various	30-06	2839
Handgun	Various	7 mm	3190
Handgun	Various	300 Win Mag	3500
Handgun	Various	300 WBY Mag	4005
Handgun	Various	375 H + H Mag	4265
Handgun	Various	458 Win Mag	5030



## Will restricting magazine size reduce carnage caused by mass shooters?

SOURCE: <https://www.usconcealedcarry.com/blog/the-myth-of-limiting-magazine-capacity/>

Magazine Capacity	Reloads Required per Minute	Rounds per Minute
5 Rounds	11	55
10 Rounds	7.5	75
30 Rounds	3.3	100

The table above shows that reducing a magazine capacity by 2/3 doesn't reduce the rate of fire by 2/3 of course, it simply means that more magazine changes are required per minute. The actual reduction in rate of fire when going from a 30-round magazine to a 10-round magazine is approximately 25 percent.

### Real rates of fire used by mass shooters

Shooter	Location	Dead	Rounds Fired	Time	Rounds per Minute
<u>Seung-Hui Cho</u>	Virginia Tech	30	174	11 minutes	15
<u>Adam Lanza</u>	Sandy Hook	26	154	5—9 minutes	15—31
<u>Farook and Malik</u>	San Bernardino	14	65—75	5 minutes	7—14
<u>Nidal Hasan</u>	Ford Hood	13	214	10 minutes	21
<u>Jiverly Wong</u>	<u>Binghampton</u>	13	99	4 minutes	25
<u>Harris and Klebold</u>	Columbine	13	188	47 minutes	4
<u>James Holmes</u>	Aurora	12	70	5—9 minutes	8—14
<u>Christopher Harper-Mercer</u>	Umpqua Community College	9	85	9 minutes	9
<u>Dylann Roof</u>	Charleston	9	74	7 minutes	11
<u>Jeff Weise</u>	Red Lake	9	45	9 minutes	5

**James Holmes had 100 round magazines**

**Adam Lanza had 30 round magazines and left 10/11/13/14 rounds remaining in them.**

**Seung-Hui Cho used 15 round magazines and only loaded his with only 10 -11 rounds in each magazine.**

**FACT: The larger capacity the magazine the more likely it is to malfunction**