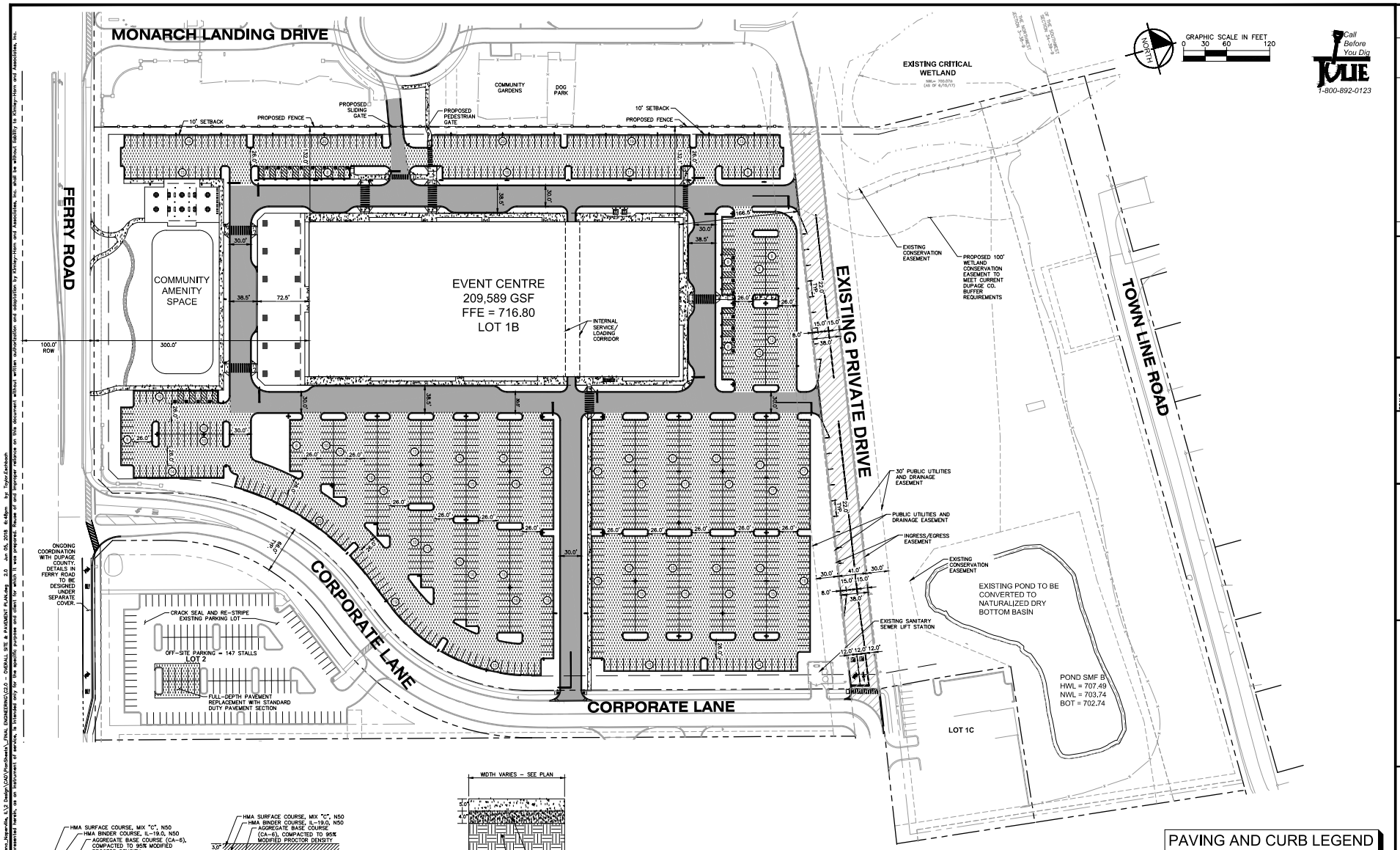

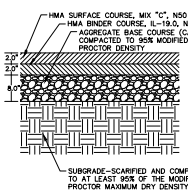

STANDARD DUTY ASPHALTIC PAVEMENT SECTION

N.T.S.

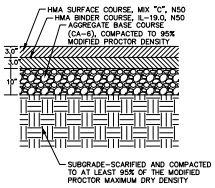

HEAVY DUTY ASPHALTIC PAVEMENT SECTION

N.T.S.

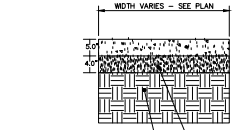

CONCRETE SIDEWALK

N.T.S.

NOTES:

1. ALL SIDEWALK SHALL BE CONSTRUCTED WITH CONCRETE WITH A MINIMUM COMPRESSIVE STRENGTH OF 4,500 PSI AT 14 DAYS.
2. PROVIDE 1/2" EXPANSION JOINTS AT 20', MAXIMUM, SPACING AND FILLED WITH PREMOLDED BITUMINOUS EXPANSION JOINT FILLER MATERIAL OR REDWOOD. EXPANSION JOINTS SHALL HAVE #4 DOWELS, LUBRICATED, 18" LONG, AT 12" CENTERS, 6" FROM EDGE.
3. PROVIDE 3/8" GROOVED CONTROL JOINTS AT 5' CENTERS.
4. WELDED WIRE FABRIC (6X6-6X6) SHALL BE INSTALLED THROUGH DRIVEWAYS AT 2" ABOVE SLAB BOTTOM.
5. PROVIDE 1/2" BITUMINOUS EXPANSION JOINT FILLER MATERIAL WHERE WALK ABUTS EXISTING IMPROVEMENTS AND AT ALL CHANGES IN GRADE
6. USE 2-#4 REINFORCING BARS, 10' LONG OVER ALL UTILITY TRENCHES FOR NEW SIDEWALK AND CONNECTIONS TO EXISTING SIDEWALK.
7. AT DRIVE APPROACHES, SIDEWALK PCC AND BASE THICKNESS SHALL MATCH THAT OF THE DRIVE.

GENERAL NOTES

1. ALL DIMENSIONS REFER TO THE FACE OF CURB UNLESS OTHERWISE NOTED.
2. BUILDING DIMENSIONS ARE TO THE OUTSIDE FACE OF BUILDING UNLESS OTHERWISE NOTED.
3. REFER TO ARCHITECTURAL AND STRUCTURAL PLANS TO VERIFY ALL BUILDING DIMENSIONS.
4. RADII ADJACENT TO PARKING STALL AND NOT DIMENSIONED ON THIS PLAN SHALL BE 3-FEET, TYPICAL.
5. REFER TO ARCHITECTURAL PLANS FOR MONUMENT SIGN DETAILS.
6. SEE MEP PLANS FOR SITE ELECTRICAL DRAWINGS.
7. ALL PROPOSED ON-SITE STRIPING SHALL BE PAINTED UNLESS OTHERWISE NOTED.

EXHIBIT B

PARKING SUMMARY

PARKING SPACES REQUIRED (10/1000 SF GFA)	=	2,096 SPACES
STANDARD PARKING SPACES PROVIDED ON-SITE	=	952 SPACES
ACCESSIBLE PARKING SPACES REQUIRED	=	20 SPACES
ACCESSIBLE PARKING SPACES PROVIDED	=	20 SPACES
PARKING SPACES PROVIDED OFF-SITE ON LOT 2	=	147 SPACES
TOTAL PARKING SPACES PROVIDED	=	1,119 SPACES

STANDARD PARKING STALLS – 9' X 17.5'

PAVING AND CURB LEGEND

- STANDARD DUTY ASPHALT PAVEMENT — SEE CONSTRUCTION DETAILS FOR PAVEMENT SECTION
- 1.5" ASPHALT PAVEMENT MILL W/ 1.5" BINDER AND 1.5" SURFACE COURSE
- HEAVY DUTY ASPHALT PAVEMENT — SEE CONSTRUCTION DETAILS FOR PAVEMENT SECTION
- CONCRETE SIDEWALK — SEE CONSTRUCTION DETAILS FOR PAVEMENT SECTION
- STANDARD PITCH CONCRETE CURB AND GUTTER
- REVERSE PITCH CONCRETE CURB AND GUTTER
- DEPRESSED CURB AND GUTTER

No.	REVISIONS	DATE	BY
1	REVISED PER CITY COMMENTS	06/05/18	WAW
2	REVISED PER CITY COMMENTS	05/07/18	WAW

Kimley»Horn

© 2018 KIMLEY-HORN AND ASSOCIATES, INC.
1800 SOUTH ROSELLE ROAD, SUITE 200,
ROSELLE, IL 60172
PHONE: 630-487-5550
WWW.KIMLEY-HORN.COM

SCALE: AS NOTED
DESIGNED BY: TRE
DRAWN BY: IC
CHECKED BY: WAW

CALAMOS INVESTMENTS

HARBOUR CONTRACTORS, INC.

EXHIBIT B

OVERALL SITE & PAVEMENT PLAN

CITYGATE CENTRE NORTH
CORPORATE LANE
NAPERVILLE, IL 60563

ORIGINAL ISSUE: 3/23/2018
KHA PROJECT NO. 168646000
SHEET NUMBER
C2.0

Drawing name: K:\CIVIL_LDEV\168646000_Coleman-Sports Arena_Naperville_IL\2_Design\CAD\Plan Sheets_FINAL ENGINEERING\C2.0 - OVERALL SITE & PAVEMENT PLAN.dwg 2.0 Jun 05, 2018 6:48pm by: Taylor.Earnhardt
This document, together with the concepts and designs presented herein, as an instrument of service, is intended only for the specific purpose and client for which it was prepared. Reuse of and improper reliance on this document without written authorization and adaptation by Kimley-Horn and Associates, Inc. shall be without liability to Kimley-Horn and Associates, Inc.