

FINAL LANDSCAPE PLAN

for

PROPOSED HEINEN'S GROCERY STORE

1244 E. CHICAGO AVENUE
CITY OF NAPERVILLE, ILLINOIS

INDEX OF SHEETS	
SHEET NO.	DESCRIPTION
L1	TITLE SHEET AND LANDSCAPE SUMMARY
L2	FINAL LANDSCAPE PLAN
L3	FINAL LANDSCAPE PLAN
L4	FINAL LANDSCAPE PLAN
L5	FINAL LANDSCAPE PLAN
L6	LANDSCAPE DETAILS
L7	LANDSCAPE SPECIFICATIONS

City of Naperville Required Landscaping

PARKWAY TREES
Shall have a minimum trunk size of 2.5" in diameter as measured 6" above the established ground level. Evenly spaced not more than 40' apart and not less than 4' from sidewalk line. Sight Triangles: 30' at the intersection of 2 streets - parkway trees not required in this area. Maximum 5 trees of one species planted adjacently. Limited to species approved by Public Works.
On Plan: 12 Parkway Trees placed maximum 40' apart along Chicago Ave, 8 along Pembroke Rd. and 9 along Olesen Dr. Requirement is met.

PERIMETER LANDSCAPING
Required for all developments. Trees 2.5" diameter or evergreens 6' in height spaced at the equivalent of not more than 70' apart along all property lines, exclusive of access drives perpendicular to the lot lines. Ground cover shall be sodded or seeded in turf grass except where occupied in landscape beds.
On Plan: Trees planted less than 70' apart along all property lines except for NE corner at parking lot connected with adjacent commercial. Requirement is met.

FOUNDATION LANDSCAPING
Foundation plantings shall be located adjacent to all sides of buildings which face a public ROW or internal street access drive, in a planting bed of minimum of 2' in width. Minimum ratio of one plant for every 3 lf of building length. A combination of shrubs, evergreens, flowers, ornamental grasses, and other native ground covers shall be used. Alternate locations may be provided in container planters.
On Plan: Requirement is met. Foundation Planting provided along North Building Foundation

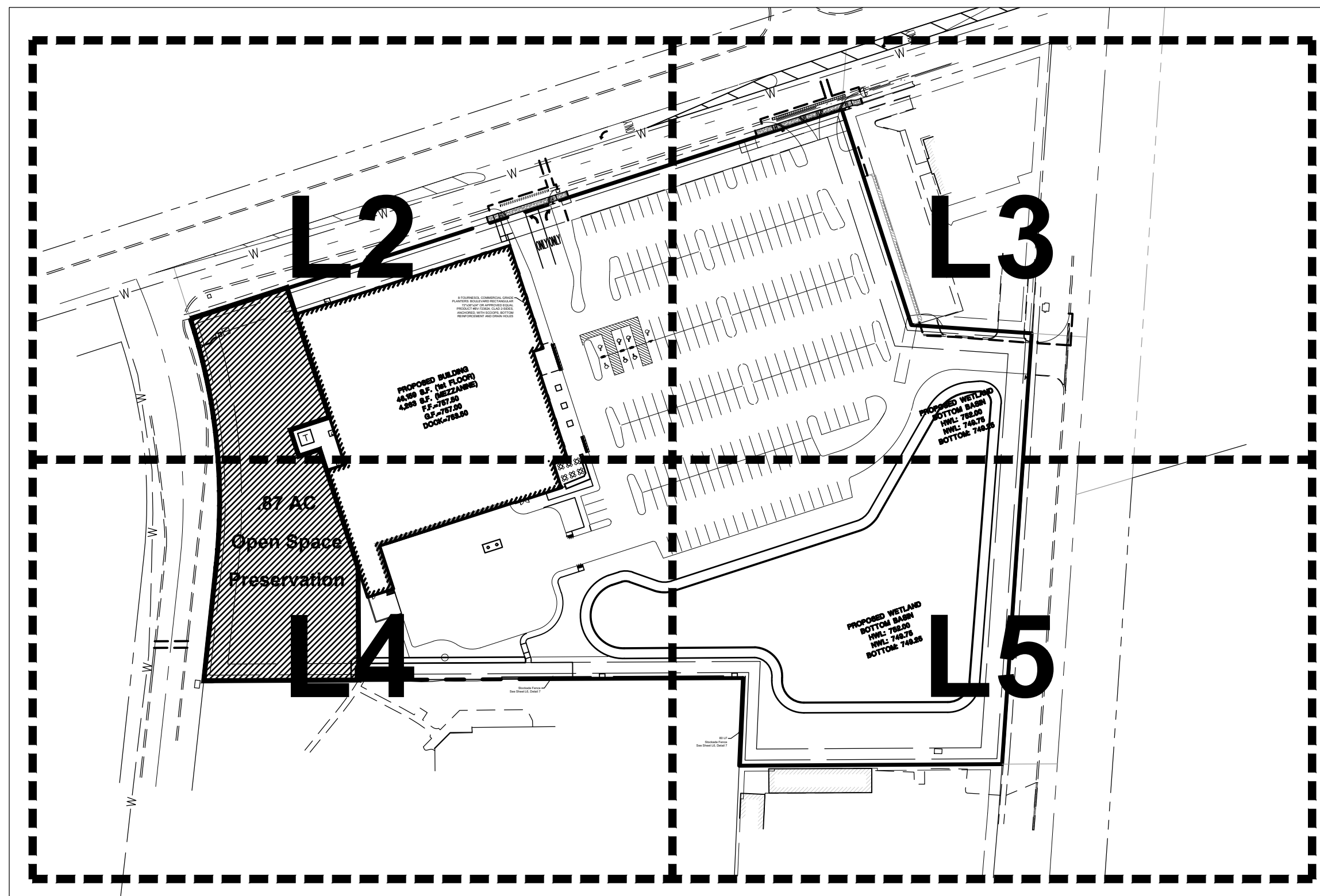
PARKING LOT LANDSCAPING
Interior Parking Lot Landscaping: Parking islands shall be located at the end of each parking row and provided within the parking lot to divide a parking row so that no more than 20 adjacent spaces are located in a row without landscaping. Islands shall be a minimum of 130 sf and min. 8' in width, back of curb to back of curb. One shade tree of 2.5" per 130 sf of landscape island. Minimum 50% of every landscape island shall be planted with live plants to a maximum 30" at maturity. The rest of the area shall be organic mulch. Thorny trees and shrubs are prohibited in islands.
Perimeter Parking Lot Landscaping:
Front and Corner Yards: Minimum 5' wide landscape area shall be provided around the perimeter of all parking lots that abut a public right of way or another parcel. Where a parking lot is located across a public ROW from non-residential zoning, landscaping shall be provided across 50% of the parking lot, exclusive of driveways, to a min height of 30". Shall consist of shrubs spaced at maximum of 4' o.c. Across from a residential zoning, landscaping shall be provided across 100% of the lot.
Side and Rear Yards: Residential- a 6' solid wood fence shall be provide along 100% of the parking lot, with continuous landscaping across 50% of the parking lot to a min. ht. of 6' consisting of 50% evergreens and 50% deciduous shrubbery at a max of 4' spacing. Shade trees shall be placed max 35' apart along the parking lot. Non-residential- Landscaping shall be provided across 50% of the parking lot to a min. ht. of 30" @ 4' spacing. Shade trees spaced at 70".
Service Drives adjacent to residential shall be screened with a fence. No landscaping is required.
On Plan: Requirement is met

REFUSE DISPOSAL AREAS & GROUND MOUNTED EQUIPMENT
Shall be screened on all 4 sides by solid commercial grade wood fence, wall, or equivalent material to 6'.
On Plan: Requirement is met.

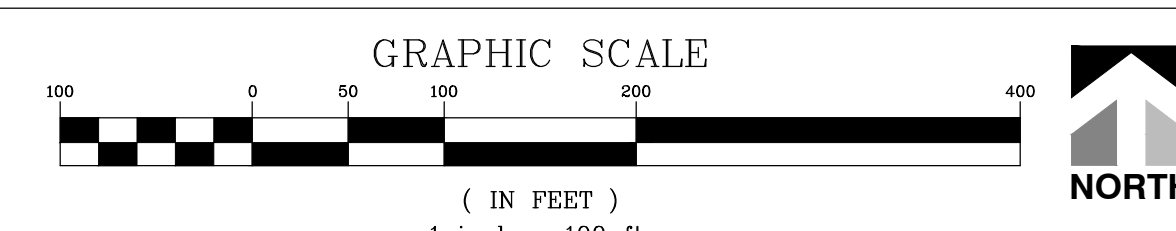
CLEARANCE REQUIREMENTS
Transformers, switches, and pedestals: No structures, fences, or shrubs may be placed within 10' of the front and 5' from the sides of an electric transformer or switch. All pedestals must have at least 3' clearances.
Electric Meters: There must be no obstructions for meter reading, testing, or maintenance, allowing 2' and 4' front clearances.

BUFFER YARD PLANTING REQUIREMENT
Requirement: Nonresidential Adjacent to Residential- Sideyards: a continuous landscape buffer shall be provided in accordance with exhibit 1... with a minimum height of 3' from the front property line of the non residential property to the minimum front yard setback of the adjacent residential district. The min. height of this buffer at the time of planting shall be 36" w/ max OC spacing at 42", then from the front yard setback to the rear property line a min. 6' ht. at 48" spacing. Rear Yards: a continuous landscape buffer shall be maintained to a minimum height of 6'. 50% Reduction allowed at Rear Yard since building over 100' setback.
On Plan: Requirement is met. Heavier plantings provided in SW

TREE PRESERVATION PLAN
See Sheet L2 for TREE PRESERVATION PLAN



KEY MAP



Landscape Notes:


- Seed/ Sod limit line is approximate. Seed/ Sod to limits of grading and disturbance. Contractor responsible for restoration of any unauthorized disruption outside of designated construction area.
- Contractor responsible for erosion control in all seeded/ sodded areas.
- Tree mulch rings in turf areas are 5' diameter. Contractor shall provide a mulch ring around all existing trees within the limits of work. Remove all existing grass from area to be mulched and provide a typical spade cut edge. Landscape Fabric shall not be installed under mulch.
- Bedlines are to be spade cut to a minimum depth of 3". Curved bedlines are to be smooth and not segmented. All planting, beds shall receive top dressing of mulch. Landscape fabric shall not be installed under mulch. Root flares shall be at or above grade, per specifications, and all rope/cord shall be removed from the base of tree trunks.
- Do not locate plants within 10' of utility structures or within 5' horizontally of underground utility lines unless otherwise shown on plans. Consult with Landscape Architect if these conditions exist.
- For Lump Sum Contracts, plants and other materials are quantified and summarized for the convenience of the Owner and jurisdictional agencies only. Confirm and install sufficient quantities to complete the work as drawn and specified. No additional payments will be made for materials required to complete the work as drawn and specified.
- For Unit Price Contracts, payments will be made based on actual quantities installed as measured in place by the Owner's Representative.
- It is the responsibility of the contractor to locate and provide plant material as specified on this plan. The contractor may submit a request to provide substitutions for the specified plant material under the following conditions:
 - Any substitutions proposed shall be submitted to the project owner's representative within two weeks of the award of contract. Substitutions must meet equivalent design and functional goals of the original materials as determined by the owner's representative. Any changes must have the approval of the owner's representative.
 - The request will be accompanied by at least three notices from plant material suppliers that the plant material specified is not available and will not be available prior to construction.
- Verify site conditions and information on drawings. Promptly report any concealed conditions, mistakes, discrepancies or deviations from the information shown in the Contract Documents. The Owner is not responsible for unauthorized changes or extra work required to correct unreported discrepancies. Commencement of work shall constitute acceptance of conditions and responsibility for corrections
- A minimum of two working days before performing any digging, call underground service alert for information on the location of natural gas lines, electric cables, telephone cables, etc. The contractor shall be responsible for location and protection of all utilities, and repair of any damage resulting from his work at no additional cost to the owner.
- Contractor shall promptly repair all damages to existing site at no cost to owner.
- Refer to landscape specifications for additional conditions, standards, and notes.

PLANT SCHEDULE					
CODE	QTY	BOTANICAL NAME	COMMON NAME	SIZE	CONTAINER
DECIDUOUS TREES					
AS	14	Acer saccharum	Sugar Maple	2.5" Cal.	B&B
GT	8	Gleditsia triacanthos f. inermis	Thornless Honey Locust	2.5" Cal.	B&B
NS	15	Nyssa sylvatica	Tupelo	2.5" Cal.	B&B
QA	19	Quercus alba	White Oak	2.5" Cal.	B&B
QB	8	Quercus bicolor	Swamp White Oak	2.5" Cal.	B&B
QM	11	Quercus macrocarpa	Burr Oak	2.5" Cal.	B&B
TD	10	Taxodium distichum	Bald Cypress	2.5" Cal.	B&B
UM	3	Ulmus x 'Morton Stalwart'	Commendation™ Elm	2.5" Cal.	B&B
EVERGREEN TREES					
AC	8	Abies concolor	White Fir	6' Ht.	B&B
JB	4	Juniperus virginiana 'Burkii'	Burk Eastern Redcedar	6' Ht.	B&B
PD	4	Picea glauca 'Densata'	Black Hills White Spruce	6' Ht.	B&B
DECIDUOUS SHRUBS					
AM	18	Aronia melanocarpa 'Morton'	Iroquois Beauty™ Black Chokeberry	5 gal.	Pot
AB	19	Aronia melanocarpa 'UCONNAM166'	Low Scape Hedge® Black Chokeberry	3 gal.	Pot
CA	52	Ceanothus americanus	New Jersey Tea	3 gal.	Pot
CS	18	Cephalanthus occidentalis 'SMCOSS'	Sugar Shack® Buttonbush	5 gal.	Pot
CI	22	Cornus sericea 'Isanti'	Isanti Red Twig Dogwood	5 gal.	Pot
LR	34	Diervilla x 'G2X88544'	Kodiak® Orange Diervilla	5 gal.	Pot
FG	3	Fothergilla gardenii	Dwarf Fothergilla	3 gal.	Pot
HA2	11	Hydrangea arborescens 'Annabelle'	Annabelle Hydrangea	5 gal.	Pot
HJ2	8	Hydrangea paniculata 'Jane'	Little Lime® Panicle Hydrangea	3 gal.	Pot
HB	6	Hydrangea quercifolia 'Brenhill'	Gatsby Gal® Oakleaf Hydrangea	5 gal.	Pot
HU	39	Hypericum kalmianum 'PIIHY-P-I'	First Editions® Cobalt-n-Gold™ St. Johnswort	3 gal.	Pot
IR	12	Ilex verticillata 'Farrow8Pop'	Berry Poppins® Winterberry	3 gal.	Pot
IF	5	Ilex verticillata 'FarrowMrP'	Mr. Poppins® Winterberry	3 gal.	Pot
PB	8	Potentilla fruticosa 'Hachdon'	Bella Sol® Bush Cinquefoil	3 gal.	Pot
RV	5	Rhus copallina latifolium 'Morton'	Prairie Flame™ Winged Sumac	5 gal.	Pot
RF	25	Rosa rugosa 'Fru Dagmar Hastrup'	Fru Dagmar Hastrup Rose	3 gal.	Pot
RL	15	Rosa rugosa 'Purple Pavement'	Purple Pavement Rose	5 gal.	Pot
SS	5	Sorbaria sorbifolia 'Sem'	Sem False Spiraea	5 gal.	Pot
VR	7	Viburnum dentatum 'Ralph Senior'	Autumn Jazz Arrowwood Viburnum	5 gal.	Pot
EVERGREEN SHRUBS					
TD2	13	Taxus x media 'Densiformis'	Dense Anglo-Japanese Yew	5 gal.	Pot
ORNAMENTAL GRASSES					
AR	21	Andropogon gerardii 'Red October'	Red October Big Bluestem	1 gal.	Pot
CK	97	Calamagrostis x acutiflora 'Karl Foerster'	Karl Foerster Feather Reed Grass	1 gal.	Pot
CM	22	Carex muskingumensis	Palm Sedge	1 gal.	Pot
CS5	64	Carex sprengellii	Sprengel's Sedge	1 gal.	Pot
CL	26	Chasmanthium latifolium	Northern Sea Oats	1 gal.	Pot
FF	59	Festuca x 'Cool as Ice'	Cool as Ice Blue Fescue	1 gal.	Pot
HS	20	Helictotrichon sempervirens 'Saphirsprudel'	Saphire Fountain Blue Oat Grass	1 gal.	Pot
PH	69	Panicum virgatum 'Haense Herms'	Haense Herms Switch Grass	1 gal.	Pot
PS	23	Panicum virgatum 'Shenandoah'	Shenandoah Switch Grass	1 gal.	Pot
PH2	37	Pennisetum alopecuroides 'Hameln'	Hameln Fountain Grass	1 gal.	Pot
PP	94	Pennisetum alopecuroides 'Piglet'	Piglet Dwarf Fountain Grass	1 gal.	Pot
SA	11	Sporobolus airoides	Alkali Sacaton	1 gal.	Pot
SH	55	Sporobolus heterolepis	Prairie Dropseed	1 gal.	Pot
PERENNIALS					
AN	44	Achillea millefolium 'Balvinrose'	New Vintage™ Rose Common Yarrow	1 gal.	Pot
AT	22	Asclepias tuberosa	Butterfly Milkweed	1 gal.	Pot
HA	13	Helenium autumnale	Sneezeweed	1 gal.	Pot
HR	26	Hemerocallis x 'Rosy Returns'	Rosy Returns Daylily	1 gal.	Pot
IC	18	Iris cristata	Dwarf Crested Iris	1 gal.	Pot
LG	15	Liatris pycnostachya	Prairie Gayfeather	1 gal.	Pot
NN	81	Nepeta x faassenii 'Novanepjun'	Junior Walker™ Catmint	1 gal.	Pot
RS	41	Rudbeckia fulgida 'Little Goldstar'	Little Goldstar Coneflower	1 gal.	Pot
SV	53	Salvia nemorosa 'Pink Profusion'	Pink Profusion Meadow Sage	1 gal.	Pot

PLANTING LEGEND

	ECONOMY PRAIRIE SEED MIX	35,960 sf
	STORMWATER SEED MIX	10,321 sf
	WETLAND EMERGENT SEED MIX	45,787 sf
	TURF Sod or Seed and Blanket. Per owner.	65,077 sf

NOTE:
Do not plant bushes or trees within 5' of proposed and existing electric utilities

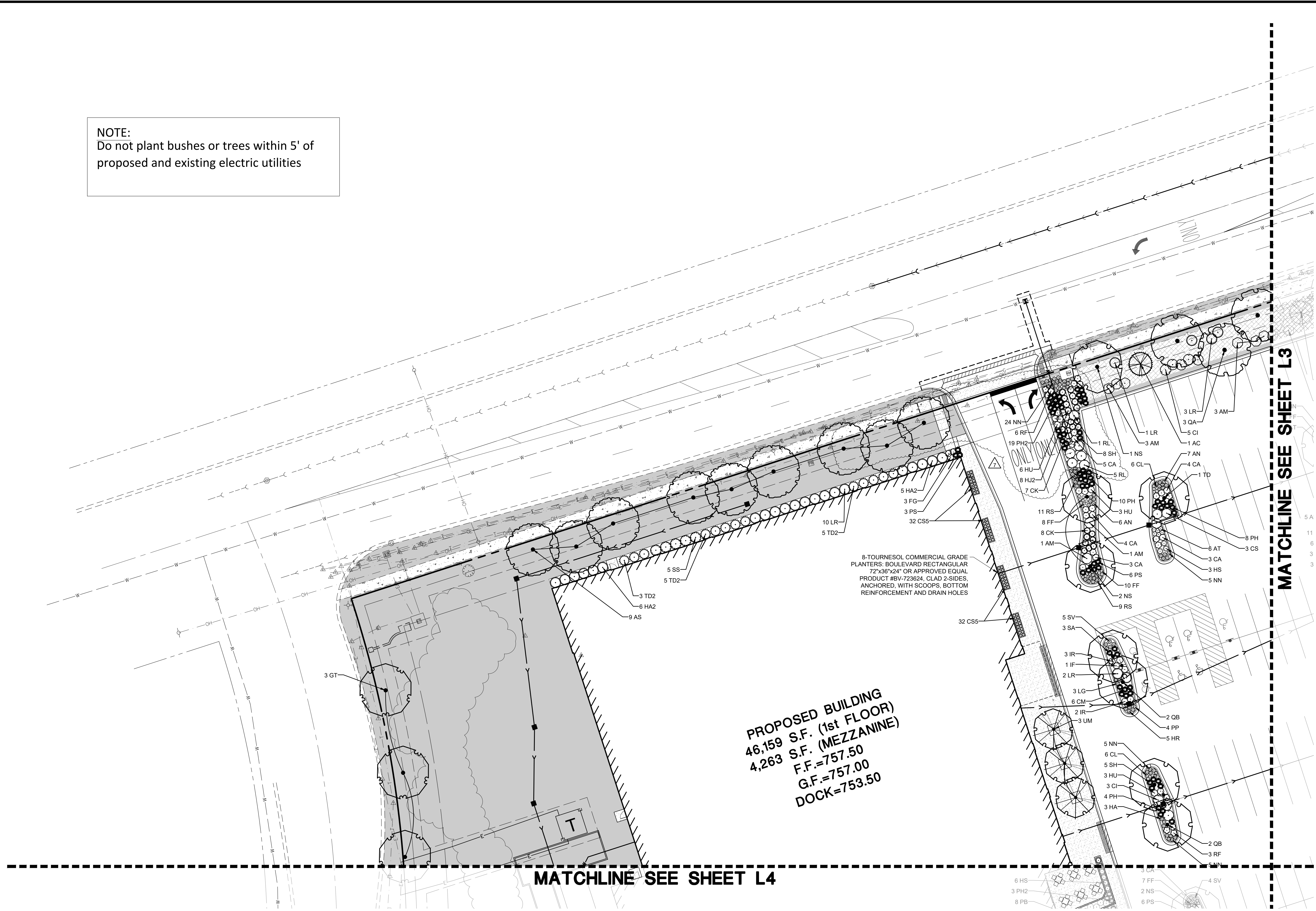


DRAWN BY: MN
 DATE: 08/02/24
 REVISIONS: 07/03/24 REVISED PER CITY OF NAPERVILLE REVIEW #6
 07/03/24 REVISED PER CITY OF NAPERVILLE REVIEW #2
 08/09/24 REVISED PER CITY OF NAPERVILLE REVIEW #5
 08/09/24 REVISED PER CITY OF NAPERVILLE REVIEW #4
 08/09/24 REVISED PER CITY OF NAPERVILLE REVIEW #3
 08/09/24 REVISED PER CITY OF NAPERVILLE REVIEW #1
 08/09/24 REVISED PER CITY OF NAPERVILLE REVIEW #7
 08/09/24 REVISED PER CITY OF NAPERVILLE REVIEW #8
 08/09/24 REVISED PER CITY OF NAPERVILLE REVIEW #9
 08/09/24 REVISED PER CITY OF NAPERVILLE REVIEW #10
 08/09/24 REVISED PER CITY OF NAPERVILLE REVIEW #11
 08/09/24 REVISED PER CITY OF NAPERVILLE REVIEW #12
 08/09/24 REVISED PER CITY OF NAPERVILLE REVIEW #13
 08/09/24 REVISED PER CITY OF NAPERVILLE REVIEW #14
 08/09/24 REVISED PER CITY OF NAPERVILLE REVIEW #15
 08/09/24 REVISED PER CITY OF NAPERVILLE REVIEW #16
 08/09/24 REVISED PER CITY OF NAPERVILLE REVIEW #17
 08/09/24 REVISED PER CITY OF NAPERVILLE REVIEW #18
 08/09/24 REVISED PER CITY OF NAPERVILLE REVIEW #19
 08/09/24 REVISED PER CITY OF NAPERVILLE REVIEW #20
 08/09/24 REVISED PER CITY OF NAPERVILLE REVIEW #21
 08/09/24 REVISED PER CITY OF NAPERVILLE REVIEW #22
 08/09/24 REVISED PER CITY OF NAPERVILLE REVIEW #23
 08/09/24 REVISED PER CITY OF NAPERVILLE REVIEW #24
 08/09/24 REVISED PER CITY OF NAPERVILLE REVIEW #25
 08/09/24 REVISED PER CITY OF NAPERVILLE REVIEW #26
 08/09/24 REVISED PER CITY OF NAPERVILLE REVIEW #27
 08/09/24 REVISED PER CITY OF NAPERVILLE REVIEW #28
 08/09/24 REVISED PER CITY OF NAPERVILLE REVIEW #29
 08/09/24 REVISED PER CITY OF NAPERVILLE REVIEW #30
 08/09/24 REVISED PER CITY OF NAPERVILLE REVIEW #31
 08/09/24 REVISED PER CITY OF NAPERVILLE REVIEW #32
 08/09/24 REVISED PER CITY OF NAPERVILLE REVIEW #33
 08/09/24 REVISED PER CITY OF NAPERVILLE REVIEW #34
 08/09/24 REVISED PER CITY OF NAPERVILLE REVIEW #35
 08/09/24 REVISED PER CITY OF NAPERVILLE REVIEW #36
 08/09/24 REVISED PER CITY OF NAPERVILLE REVIEW #37
 08/09/24 REVISED PER CITY OF NAPERVILLE REVIEW #38
 08/09/24 REVISED PER CITY OF NAPERVILLE REVIEW #39
 08/09/24 REVISED PER CITY OF NAPERVILLE REVIEW #40
 08/09/24 REVISED PER CITY OF NAPERVILLE REVIEW #41
 08/09/24 REVISED PER CITY OF NAPERVILLE REVIEW #42
 08/09/24 REVISED PER CITY OF NAPERVILLE REVIEW #43
 08/09/24 REVISED PER CITY OF NAPERVILLE REVIEW #44
 08/09/24 REVISED PER CITY OF NAPERVILLE REVIEW #45
 08/09/24 REVISED PER CITY OF NAPERVILLE REVIEW #46
 08/09/24 REVISED PER CITY OF NAPERVILLE REVIEW #47
 08/09/24 REVISED PER CITY OF NAPERVILLE REVIEW #48
 08/09/24 REVISED PER CITY OF NAPERVILLE REVIEW #49
 08/09/24 REVISED PER CITY OF NAPERVILLE REVIEW #50
 08/09/24 REVISED PER CITY OF NAPERVILLE REVIEW #51
 08/09/24 REVISED PER CITY OF NAPERVILLE REVIEW #52
 08/09/24 REVISED PER CITY OF NAPERVILLE REVIEW #53
 08/09/24 REVISED PER CITY OF NAPERVILLE REVIEW #54
 08/09/24 REVISED PER CITY OF NAPERVILLE REVIEW #55
 08/09/24 REVISED PER CITY OF NAPERVILLE REVIEW #56
 08/09/24 REVISED PER CITY OF NAPERVILLE REVIEW #57
 08/09/24 REVISED PER CITY OF NAPERVILLE REVIEW #58
 08/09/24 REVISED PER CITY OF NAPERVILLE REVIEW #59
 08/09/24 REVISED PER CITY OF NAPERVILLE REVIEW #60
 08/09/24 REVISED PER CITY OF NAPERVILLE REVIEW #61
 08/09/24 REVISED PER CITY OF NAPERVILLE REVIEW #62
 08/09/24 REVISED PER CITY OF NAPERVILLE REVIEW #63
 08/09/24 REVISED PER CITY OF NAPERVILLE REVIEW #64
 08/09/24 REVISED PER CITY OF NAPERVILLE REVIEW #65
 08/09/24 REVISED PER CITY OF NAPERVILLE REVIEW #66
 08/09/24 REVISED PER CITY OF NAPERVILLE REVIEW #67
 08/09/24 REVISED PER CITY OF NAPERVILLE REVIEW #68
 08/09/24 REVISED PER CITY OF NAPERVILLE REVIEW #69
 08/09/24 REVISED PER CITY OF NAPERVILLE REVIEW #70
 08/09/24 REVISED PER CITY OF NAPERVILLE REVIEW #71
 08/09/24 REVISED PER CITY OF NAPERVILLE REVIEW #72
 08/09/24 REVISED PER CITY OF NAPERVILLE REVIEW #73
 08/09/24 REVISED PER CITY OF NAPERVILLE REVIEW #74
 08/09/24 REVISED PER CITY OF NAPERVILLE REVIEW #75
 08/09/24 REVISED PER CITY OF NAPERVILLE REVIEW #76
 08/09/24 REVISED PER CITY OF NAPERVILLE REVIEW #77
 08/09/24 REVISED PER CITY OF NAPERVILLE REVIEW #78
 08/09/24 REVISED PER CITY OF NAPERVILLE REVIEW #79
 08/09/24 REVISED PER CITY OF NAPERVILLE REVIEW #80
 08/09/24 REVISED PER CITY OF NAPERVILLE REVIEW #81
 08/09/24 REVISED PER CITY OF NAPERVILLE REVIEW #82
 08/09/24 REVISED PER CITY OF NAPERVILLE REVIEW #83
 08/09/24 REVISED PER CITY OF NAPERVILLE REVIEW #84
 08/09/24 REVISED PER CITY OF NAPERVILLE REVIEW #85
 08/09/24 REVISED PER CITY OF NAPERVILLE REVIEW #86
 08/09/24 REVISED PER CITY OF NAPERVILLE REVIEW #87
 08/09/24 REVISED PER CITY OF NAPERVILLE REVIEW #88
 08/09/24 REVISED PER CITY OF NAPERVILLE REVIEW #89
 08/09/24 REVISED PER CITY OF NAPERVILLE REVIEW #90
 08/09/24 REVISED PER CITY OF NAPERVILLE REVIEW #91
 08/09/24 REVISED PER CITY OF NAPERVILLE REVIEW #92
 08/09/24 REVISED PER CITY OF NAPERVILLE REVIEW #93
 08/09/24 REVISED PER CITY OF NAPERVILLE REVIEW #94
 08/09/24 REVISED PER CITY OF NAPERVILLE REVIEW #95
 08/09/24 REVISED PER CITY OF NAPERVILLE REVIEW #96
 08/09/24 REVISED PER CITY OF NAPERVILLE REVIEW #97
 08/09/24 REVISED PER CITY OF NAPERVILLE REVIEW #98
 08/09/24 REVISED PER CITY OF NAPERVILLE REVIEW #99
 08/09/24 REVISED PER CITY OF NAPERVILLE REVIEW #100

PROJECT: PROPOSED HEINEN'S GROCERY STORE
 CITY: CITY OF NAPERVILLE, ILLINOIS
 TITLE: TITLE SHEET AND LANDSCAPE SUMMARY
 SHEET: L1 OF L7
 ADK.NVIL01

MANHARD CONSULTING
 1500 W. MONROE ST. SUITE 200
 NAPERVILLE, IL 60563
 TEL: 630.331.1100
 WWW.MANHARDCONSULTING.COM
 LICENSED LANDSCAPE ARCHITECT
 JAMES MATTHEW NELSON
 STATE OF ILLINOIS
 #157-001644
 Expires 08/31/2025
 PRE-FINAL ENGINEERING - NOT FOR CONSTRUCTION

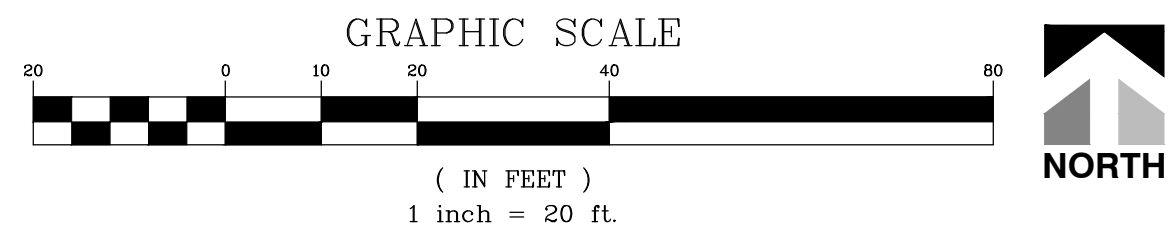
NOTE:
Do not plant bushes or trees within 5' of
proposed and existing electric utilities



PROPOSED BUILDING
46,159 S.F. (1st FLOOR)
4,263 S.F. (MEZZANINE)
F.F.=757.50
G.F.=757.00
DOCK=753.50

MATCHLINE SEE SHEET L4

MATCHLINE SEE SHEET L3



DATE	REVISIONS
08/02/24	REVISED PER CITY OF NAPERVILLE REVIEW #6
07/03/24	REVISED PER DUDOT REVIEW #2
06/19/24	REVISED PER CITY OF NAPERVILLE REVIEW #5
06/14/24	REVISED PER CLIENT REQUEST
04/04/24	REVISED PER CLIENT REQUEST
03/29/24	REVISED PER CITY OF NAPERVILLE COMMENTS
02/09/24	REVISED PER CITY OF NAPERVILLE COMMENTS

Manhard CONSULTING
Landscape Architecture & Planning
Civil Engineers • Surveyors • Wetland Resource Engineers • Wetland & Wetland Resource Engineers
Construction Managers • Environmental Scientists • Landscape Architects • Planners

PROPOSED HEINEN'S GROCERY STORE
CITY OF NAPERVILLE, ILLINOIS
FINAL LANDSCAPE PLAN

PROJ. MGR.: MDE
PROJ. ASSOC.: MN
DRAWN BY: MN
DATE: 08-30-23
SCALE: 1" = 20'
SHEET
L2 OF **L7**
ADK.NVIL01

August 2, 2024 - 13:44
Dwg Name: P:\Naperville\Naperville\Naperville\02-Final\01-Final Landscape Plan.dwg Updated By: MWhelan

©2024 MANHARD CONSULTING. ALL RIGHTS RESERVED.

PRE-FINAL ENGINEERING - NOT FOR CONSTRUCTION

August 2, 2024 - 13:44
Dwg Name: P:\naperville\02\landscaping\02-final\01-final-landscape-plan.dwg Updated By: MWhelan

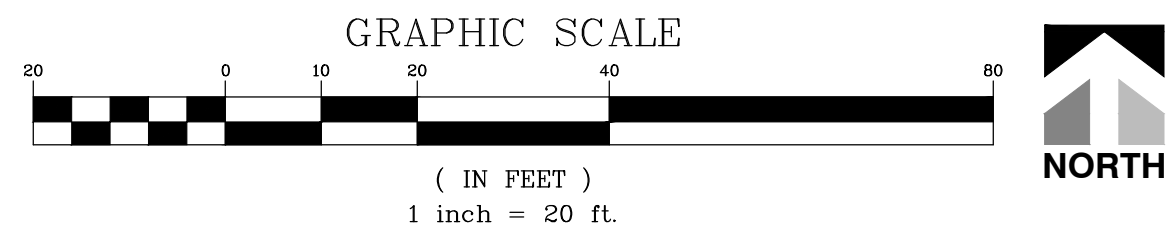


MATCHLINE SEE SHEET L2

MATCHLINE SEE SHEET L5

PROPOSED WETLAND
BOTTOM BASIN
HWL: 752.00
NWL: 749.75
BOTTOM: 749.25

NOTE:
Do not plant bushes or trees within 5' of
proposed and existing electric utilities



DATE	REVISIONS
08/02/24	REVISED PER CITY OF NAPERVILLE REVIEW #6
07/03/24	REVISED PER DUDOT REVIEW #2
06/19/24	REVISED PER CITY OF NAPERVILLE REVIEW #5
06/14/24	REVISED PER CLIENT REQUEST
04/04/24	REVISED PER CLIENT REQUEST
03/29/24	REVISED PER CITY OF NAPERVILLE COMMENTS
02/09/24	REVISED PER CITY OF NAPERVILLE COMMENTS

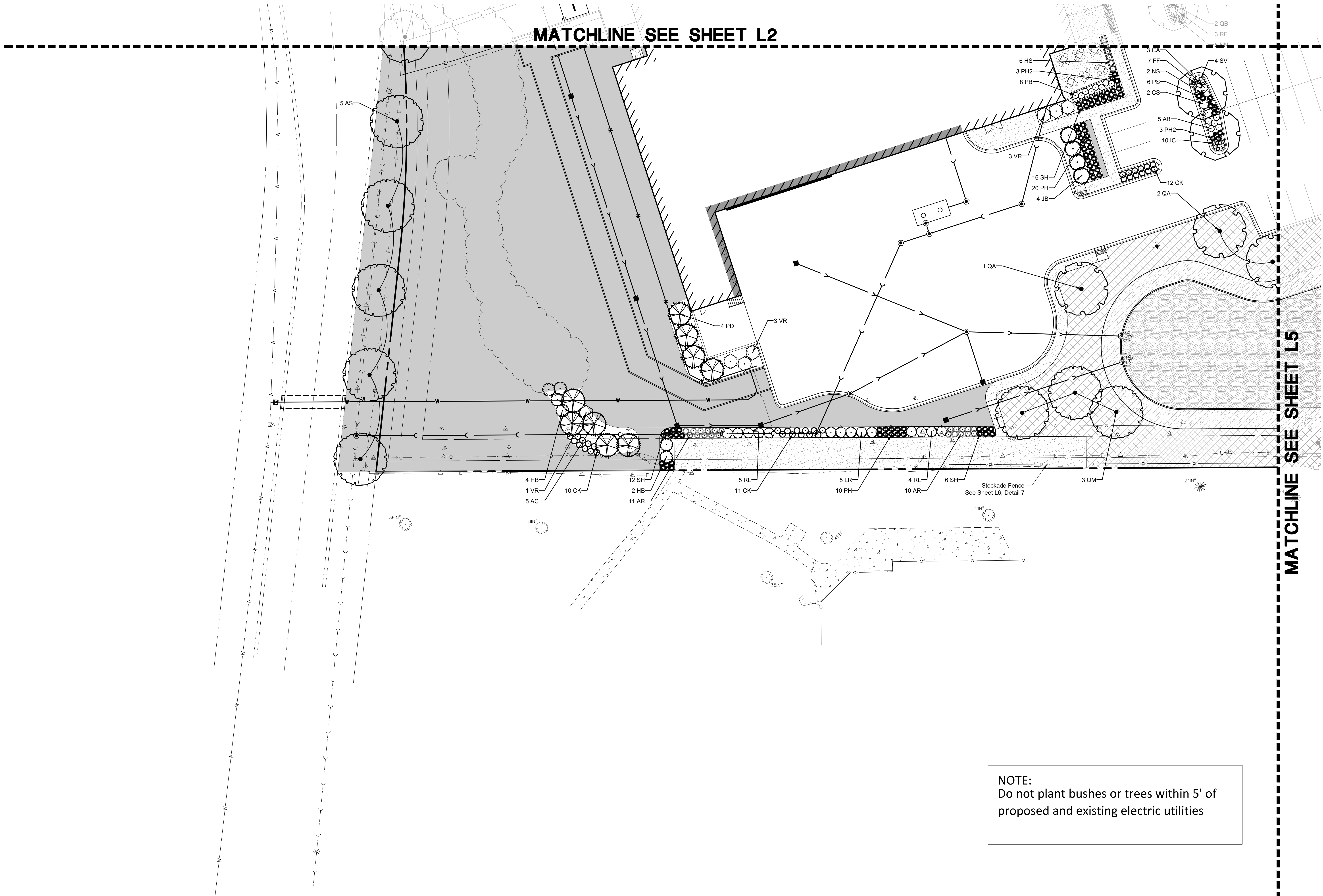
Manhard CONSULTING
 Landscape Architects • Surveyors • Environmental Scientists • Planners
 Construction Managers • Wetland Resource Engineers • Water & Wastewater Engineers

PROPOSED HEINEN'S GROCERY STORE
 CITY OF NAPERVILLE, ILLINOIS
 FINAL LANDSCAPE PLAN

PROJ. MGR: MDE
 PROJ. ASSOC: MN
 DRAWN BY: MN
 DATE: 08-30-23
 SCALE: 1" = 20'
 SHEET
L3 OF **L7**
 ADK.NVIL01

PRE-FINAL ENGINEERING - NOT FOR CONSTRUCTION

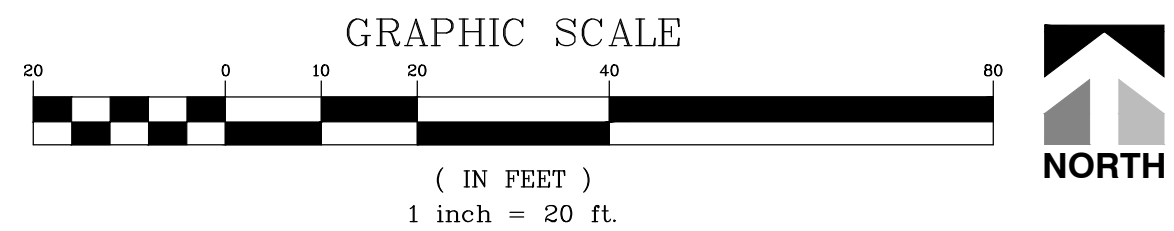
August 2, 2024 - 13:44 Dwg Name: P:\Naper\01\Naper\01\Naper\01\Final Landscape Plan.dwg Updated By: M. Nelson



MATCHLINE SEE SHEET L2

MATCHLINE SEE SHEET L5

NOTE:
Do not plant bushes or trees within 5' of
proposed and existing electric utilities



DATE	REVISIONS
08/02/24	REVISED PER CITY OF NAPERVILLE REVIEW #6
07/03/24	REVISED PER DUDOT REVIEW #2
06/19/24	REVISED PER CITY OF NAPERVILLE REVIEW #5
06/14/24	REVISED PER CITY OF NAPERVILLE REVIEW #4
04/04/24	REVISED PER CLIENT REQUEST
03/29/24	REVISED PER CITY OF NAPERVILLE COMMENTS
02/09/24	REVISED PER CITY OF NAPERVILLE COMMENTS

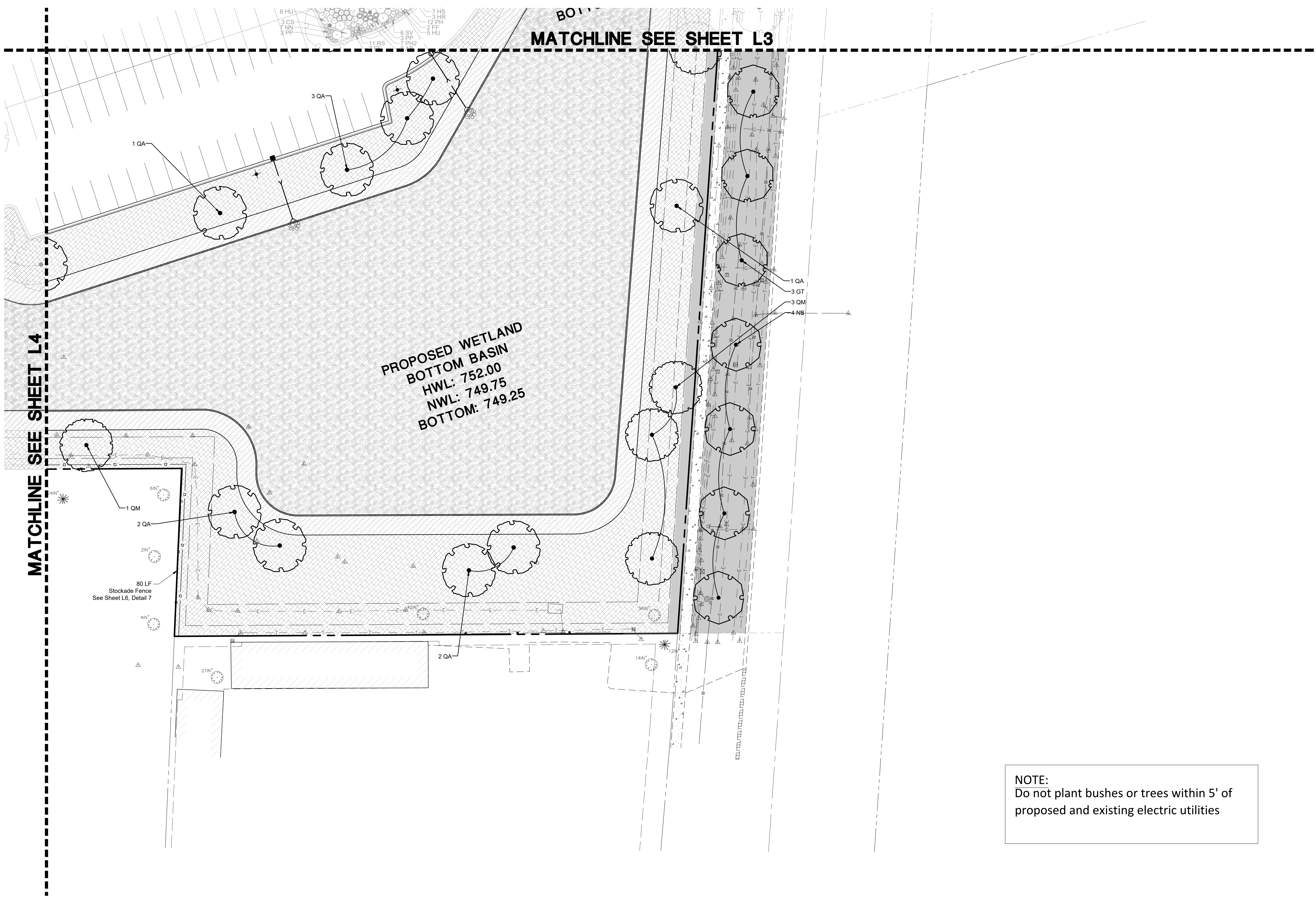
Manhard CONSULTING
 Landscape Architects • Surveyors • Environmental Scientists • Landscape Architects • Planners
 Construction Managers • Wetland Resource Engineers • Wetland & Wetland Assessment Engineers

PROJ. MGR.: MDE
 PROJ. ASSOC.: MN
 DRAWN BY: MN
 DATE: 08-30-23
 SCALE: 1" = 20'

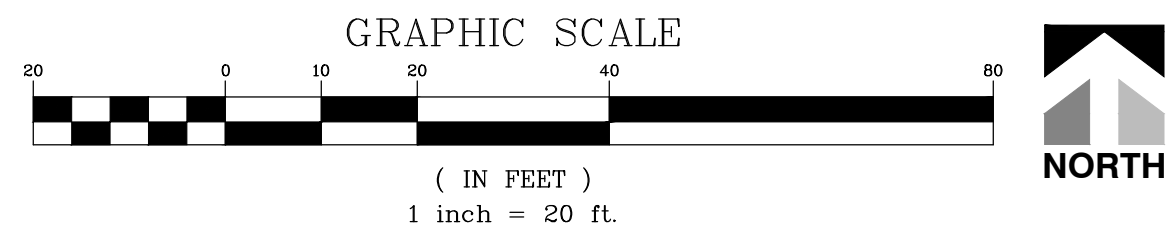
SHEET
L4 OF **L7**
 ADK.NVL01

PRE-FINAL ENGINEERING - NOT FOR CONSTRUCTION

August 2, 2024 - 13:44 Dwg Name: P:\Naper\01\Naper\01\Naper\01\Final Landscape Plan.dwg Updated By: M.Watson



NOTE:
Do not plant bushes or trees within 5' of proposed and existing electric utilities



DATE	REVISIONS
08/02/24	REVISED PER CITY OF NAPERVILLE REVIEW #6
07/03/24	REVISED PER DUDOT REVIEW #2
06/19/24	REVISED PER CITY OF NAPERVILLE REVIEW #5
06/19/24	REVISED PER CITY OF NAPERVILLE REVIEW #4
04/04/24	REVISED PER CLIENT REQUEST
03/29/24	REVISED PER CITY OF NAPERVILLE COMMENTS
02/09/24	REVISED PER CITY OF NAPERVILLE COMMENTS

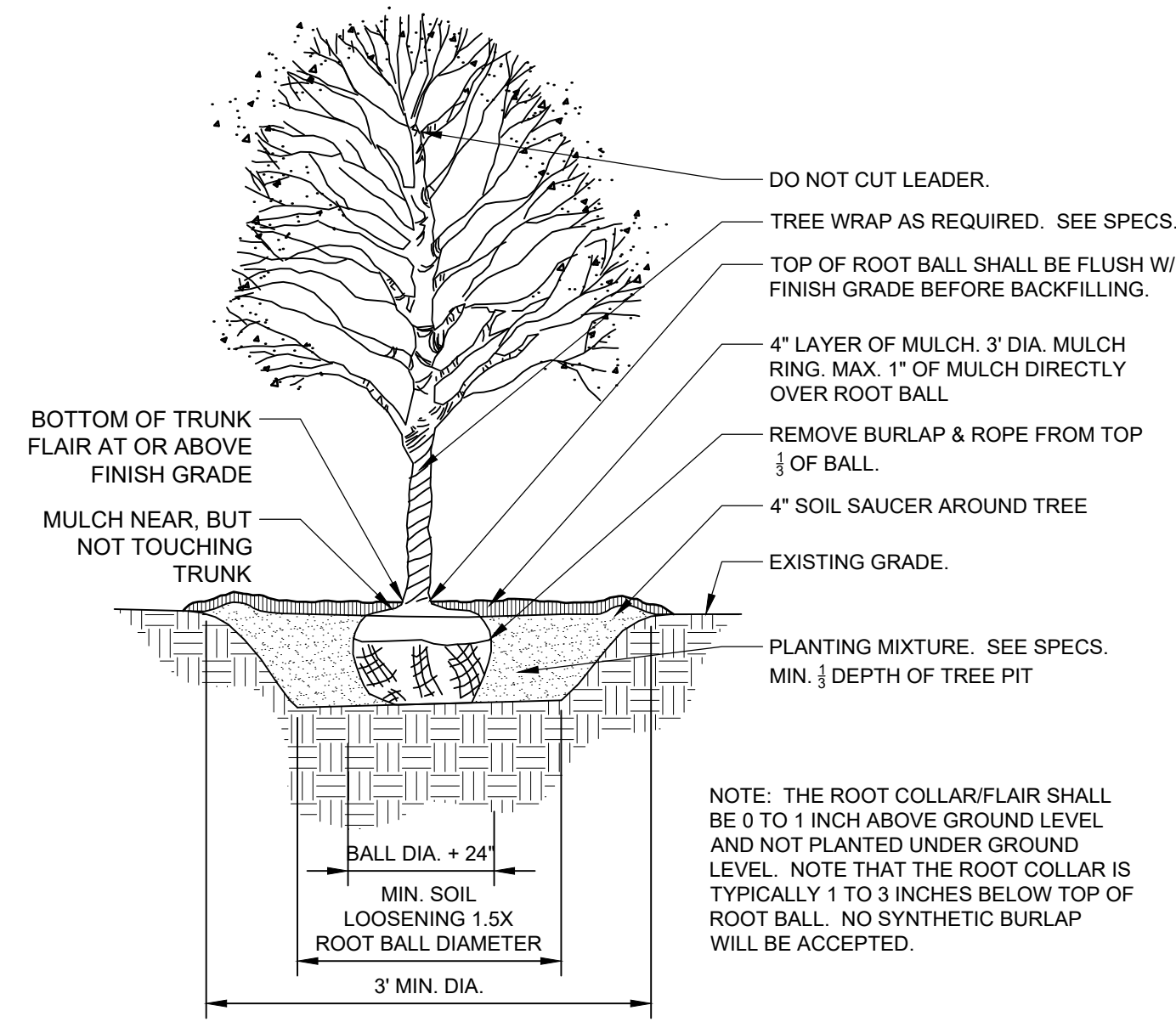
Manhard CONSULTING
 Landscape Architects • Surveyors • Wetland Resource Engineers • Wetland Scientists • Environmental Scientists • Environmental Planners
 Construction Managers • Landscape Architects • Planners

PROPOSED HEINEN'S GROCERY STORE
CITY OF NAPERVILLE, ILLINOIS
FINAL LANDSCAPE PLAN

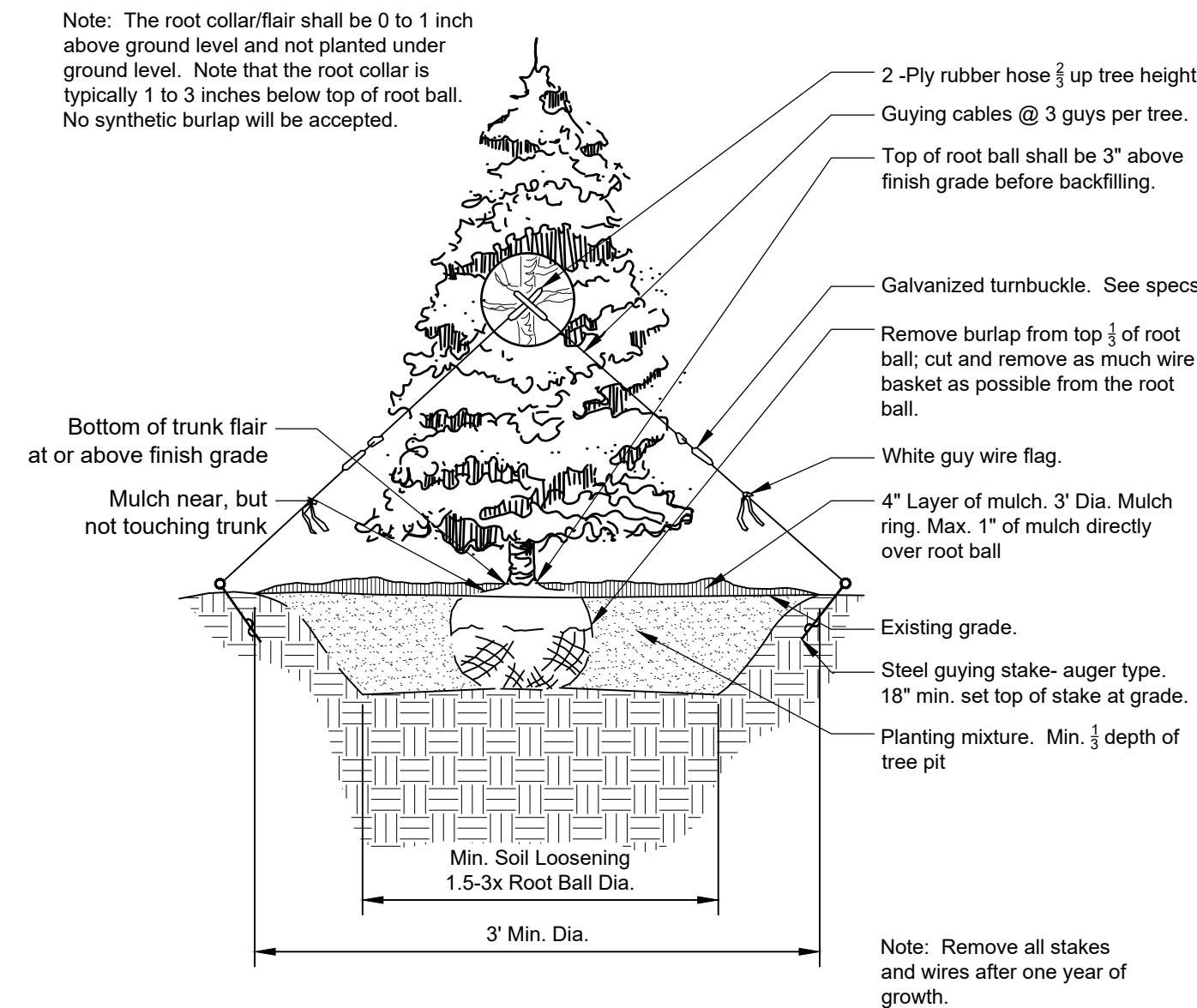
PROJ. MGR.: MDE
 PROJ. ASSOC.: MN
 DRAWN BY: MN
 DATE: 08-30-23
 SCALE: 1" = 20'

SHEET
L5 OF **L7**
 ADK.NVL01

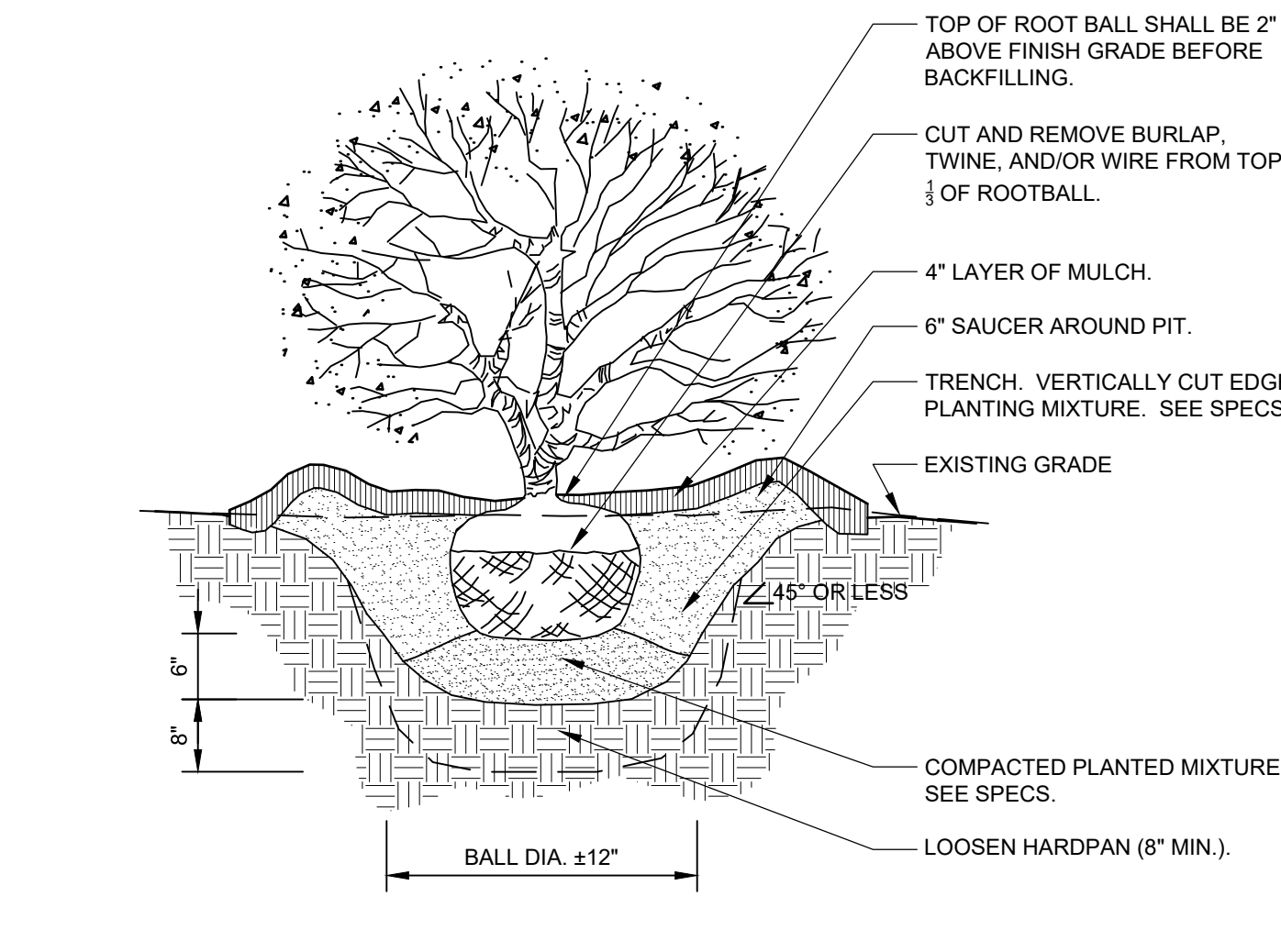
©2024 MANHARD CONSULTING. ALL RIGHTS RESERVED. **PRE-FINAL ENGINEERING - NOT FOR CONSTRUCTION**



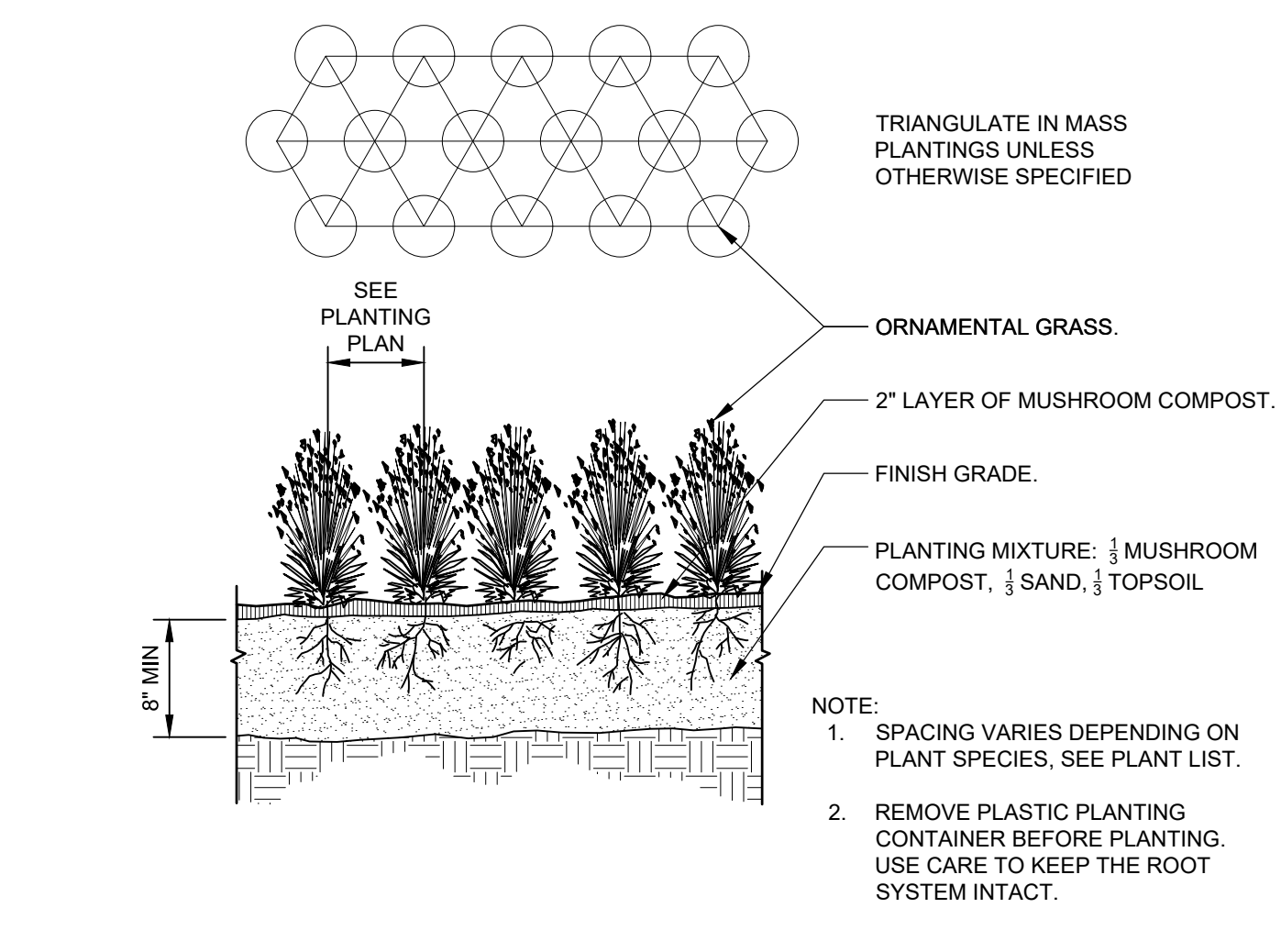
1 DECIDUOUS TREE PLANTING - ANSI A300
1/4" = 1'-0" 329343.33-23



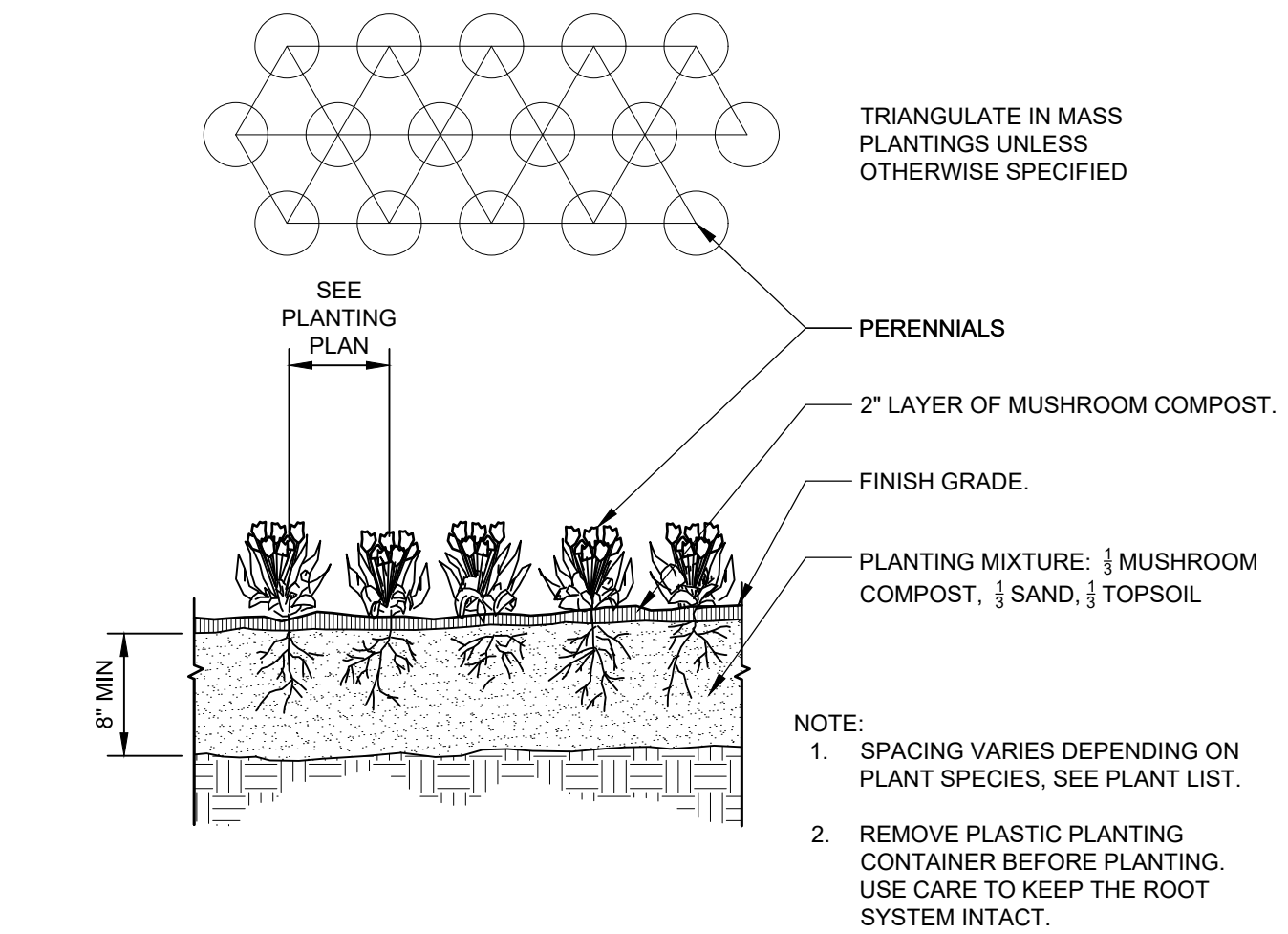
2 CONIFER TREE PLANTING - ANSI A300
1/4" = 1'-0" 329343.46-03



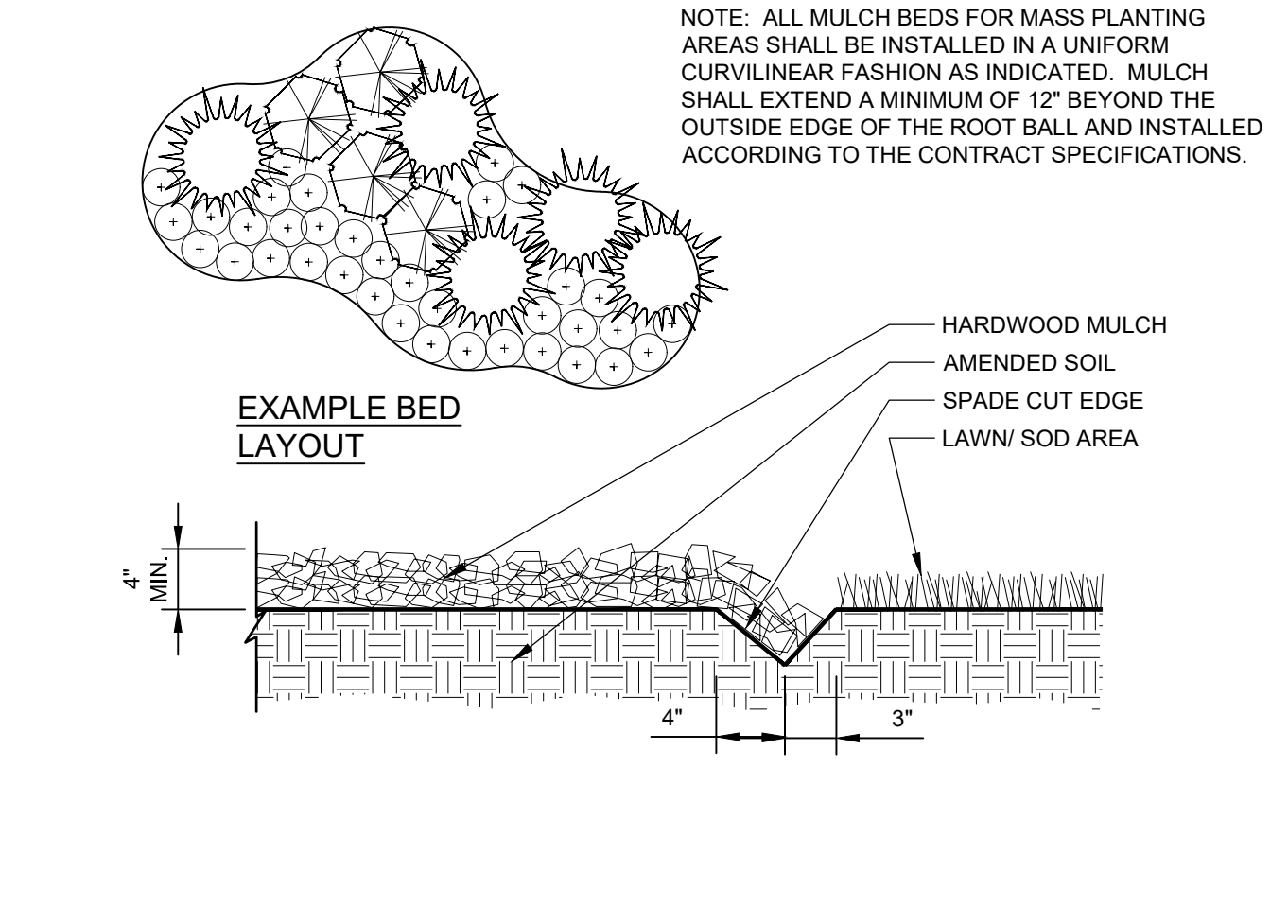
3 SHRUB PLANTING DETAIL
3/4" = 1'-0" 329333.16-05



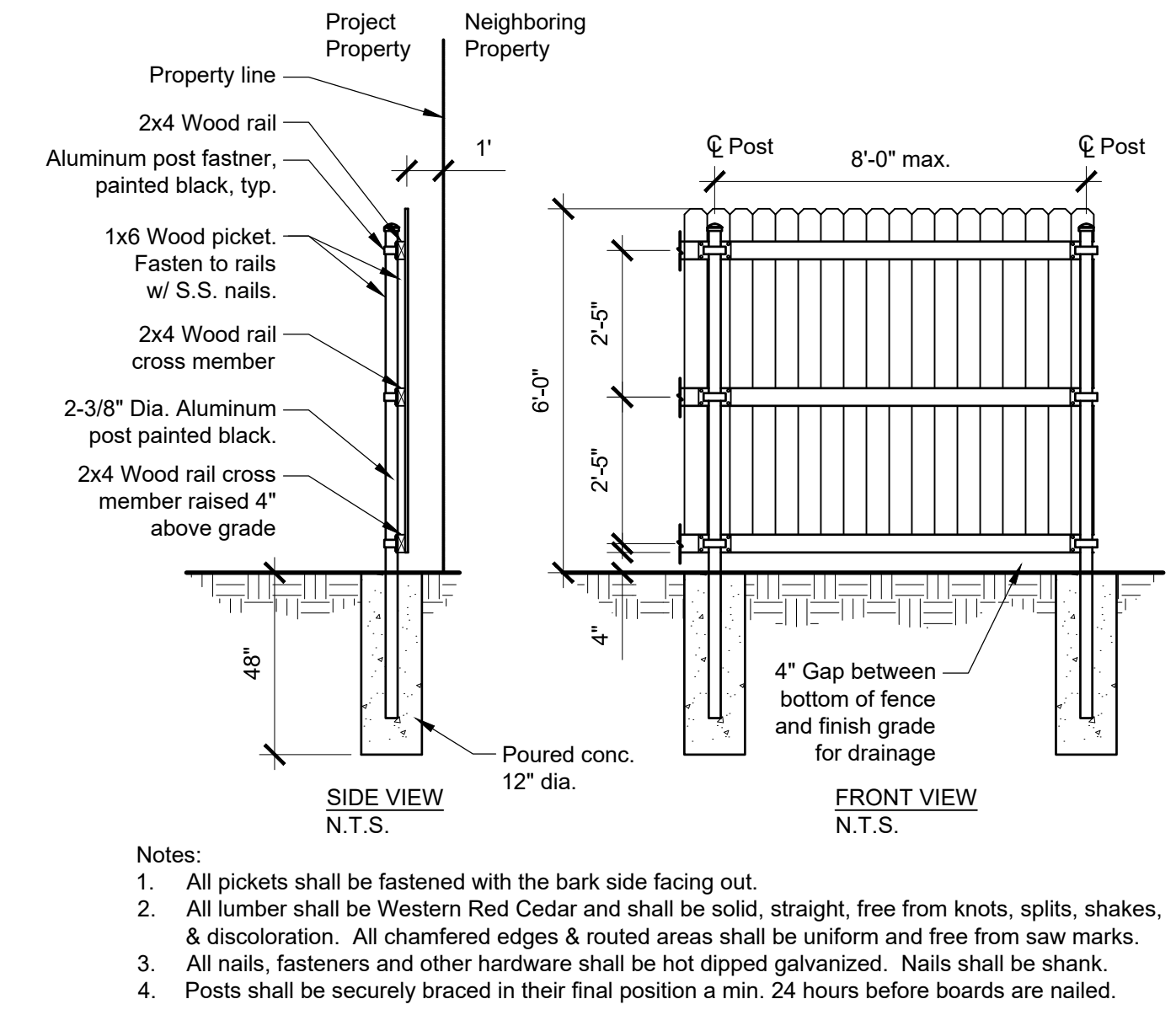
4 ORNAMENTAL GRASS PLANTING
1" = 1'-0" 329313-01



5 PERENNIAL / ANNUAL PLANTING
1" = 1'-0" 329313-02



6 CONTINUOUS MULCH EDGING
1" = 1'-0" 329113.26-01



7 6' HT. STOCKADE FENCE- W/ METAL POSTS & GAP
3/8" = 1'-0" 323129.13-09

August 2, 2024 - 13:44 Draw Name: P:\pgram01\pgram01\pgram01\pgram01\Final\pgram01-Final Landscape Planting.dwg Updated By: M.Helton

DATE	08/02/24	REVISIONS	REVISED PER CITY OF NAPERVILLE REVIEW #6
	07/03/24		REVISED PER DUDOT REVIEW #2
	06/19/24		REVISED PER CITY OF NAPERVILLE REVIEW #5
	06/19/24		REVISED PER CITY OF NAPERVILLE REVIEW #4
	04/04/24		REVISED PER CLIENT REQUEST
	03/29/24		REVISED PER CITY OF NAPERVILLE COMMENTS
	02/09/24		REVISED PER CITY OF NAPERVILLE COMMENTS

Manhard CONSULTING

1800 West 10th Street, Suite 200, Naperville, IL 60563
 Phone: 630.335.1100 Fax: 630.335.1101
 www.manhardconsulting.com

Civil Engineers • Surveyors • Water Resource Engineers • Wetland & Wetland Assessment Engineers
 Construction Managers • Environmental Scientists • Landscape Architects • Planners

PROPOSED HEINEN'S GROCERY STORE
CITY OF NAPERVILLE, ILLINOIS
LANDSCAPE DETAILS

PROJ. MGR.: MDE
 PROJ. ASSOC.: MN
 DRAWN BY: MN
 DATE: 08-30-23
 SCALE: AS NOTED

SHEET
L6 OF **L7**
 ADK.NVIL01

© 2024 MANHARD CONSULTING. ALL RIGHTS RESERVED.

PRE-FINAL ENGINEERING - NOT FOR CONSTRUCTION

GENERAL PLANTING SPECIFICATIONS:

PART 1 - GENERAL

1-01 DESCRIPTION:

- A. Provide trees, shrubs, perennials and groundcovers as shown and specified. This work includes:
 1. Spreading of topsoil or soil preparation
 2. Trees, shrubs, perennials and groundcovers
 3. Planting mixes
 4. Mulch and planting accessories
 5. Fertilizer and herbicide
 6. Maintenance
 7. Warranty of plant material
- B. The Contractor shall verify all existing conditions and dimensions in the field prior to bidding and report any discrepancies to the Owner or his/her representative.

1-02 QUALITY ASSURANCE:

- A. Comply with site work requirements
- B. Plant names indicated must comply with 'Standardized Plant Names' as adopted by the latest edition of the American Joint Committee of Horticultural Nomenclature. Names of varieties which are not listed should conform with those generally accepted by the nursery trade. Stock should be legibly tagged.
- C. All plant materials shall conform to the 'American Standards for Nursery Stock' (ASNS), latest edition, published by the American Association of Nurserymen, Washington, D.C.
- D. All plant material shall be grown and supplied within a 50 mile radius of the project for a minimum of two full growing seasons.
- E. Adhere to sizing requirements as listed in the plant list and/or bid form for the project. A plant shall be measured in its natural standing position.
- F. Stock that is furnished shall be at least the minimum size shown. With permission of the landscape architect, substitution from the specified plant list will be accepted only when satisfactory evidence in writing is submitted to the landscape architect, showing that the plant specified is not available. Requests for approval of substitute plant material shall include common and botanical names and size of substitute material. Only those substitutions of at least equivalent size and character to that of the specified material will be approved. Stock which is larger than that which is specified is acceptable with permission of the landscape architect, providing there is no additional cost and that the larger plant material will not be cut down in order to conform to the size indicated.
- G. All shrubs shall be dense in form. Shrub liners do not meet these specifications. Shrubs specified by height shall have a spread that is equal to the height measurement. Shrubs which are specified by spread shall exhibit the natural growth habit of the plant by having a greater spread than height.
- H. All plant materials are subject to inspection and approval. The landscape architect and Owner reserve the right to select and tag all plant material at the nursery prior to planting. The landscape architect and Owner reserve the right to inspect plant material for size and condition of root systems, the presence of insects and diseases, injuries and latent defects (due to Contractor negligence or otherwise), and to reject unacceptable plant material at any time during progress of the project.
- I. Container grown deciduous and/or evergreen shrubs will be acceptable in lieu of balled and burlapped shrubs subject to specified limitations for container grown stock. Size of container grown material must conform to size/height requirements of plant list.

1-03 DELIVERY, STORAGE & HANDLING:

- A. Fertilizer shall be delivered in original, unopened and undamaged packaging. Containers shall display weight, analysis and manufacturer's name. Store fertilizer in a manner that will prevent wetting and deterioration.
- B. Take all precautions customary concerning proper trade practice in preparing plants for transport. Plants shall be dug, packed and transported with care to ensure protection against injury. Inspection certificates required by law shall accompany each shipment invoice or order to stock and on arrival, the certificate shall be filed with the landscape architect. All plants must be protected from drying out. If plant material cannot be planted immediately upon delivery, said material should be properly protected in a manner that is acceptable to the landscape architect. Heeled-in plants must be watered daily. No plant shall be bound with rope or wire in a manner that could strip bark or break or shear branches.
- C. Plant material transported on open vehicles should be covered with a protective covering to prevent wind burn.
- D. Dry, loose topsoil shall be provided for planting bed mixes. Muddy or frozen topsoil is unacceptable as working with medium in this condition will destroy its structure, making root development more difficult.

1-04 PROJECT CONDITIONS:

- A. Notify landscape architect at least seven (7) working days prior to installation of plant material.
- B. It shall be the Contractor's responsibility to locate and protect all existing above and below ground utilities. Utilities can be located and marked (in Illinois) by calling J.U.L.I.E. at (800)892-0123.
- C. The Contractor shall provide, at his/her own expense, protection against trespassing and damage to seeded areas, planted areas, and other construction areas until the preliminary acceptance. The Contractor shall provide barricades, temporary fencing, signs, and written warning or policing as may be required to protect such areas. The Contractor shall not be responsible for any damage caused by the Owner after such warning has been issued.
- D. The Contractor shall be responsible for the protection of crowns, trunks and roots of existing trees, plus shrubs, lawns, paved areas and other landscaped areas that are to remain intact. Existing trees, which may be subject to construction damage, shall be boxed or otherwise protected before any work is started. The Owner desires to preserve those trees within and adjacent to the limits of construction except those specifically indicated to be removed on the Drawings. The contractor shall erect protective tree fencing and tree armor at locations indicated on the drawings and around all trees on site which are to be preserved. Protective fencing shall be erected between the limits of construction and any tree preservation areas shown on the Drawings.
- E. A complete list of plants including a schedule of sizes, quantities and other requirements is shown on the Drawings and on the bid form. In the event that quantity discrepancies or material omissions occur in the plant materials list, the planting plans shall govern.

1-05 PRELIMINARY ACCEPTANCE:

- A. All plantings shall be maintained by the Contractor for a period of 90 days after preliminary acceptance by the Owner or his/her representative. Maintenance shall include, but is not limited to: mowing and edging turf, pulling weeds, watering turf and plant material and annual flower maintenance.

1-06 WARRANTY:

- A. All plant material (excluding annual color), shall be warranted for one (1) year after the end of the 90 day maintenance period. The end of the maintenance period is marked by the final acceptance of the Contractor's work by the Owner or his/her representative. Plant materials will be warranted against defects including death and unsatisfactory growth, except for defects resulting from abuse or damage by others, or unusual phenomena or incidents which are beyond the control of the Contractor. The warranty covers a maximum of one replacement per item.

PART 2 - PRODUCTS

2-01 PLANT MATERIALS:

- A. Plants: Provide typical of their species or variety, with normal, densely developed branches and vigorous, fibrous root systems. Only sound, healthy, vigorous plants which are free from sunscald injuries, disfiguring knots, frost cracks, abrasions of the bark, plant diseases, insect eggs, borers, and all forms of infestation shall be provided. All plants shall have a fully developed form without voids and open patches.
 1. Balled and burlapped plants shall have a firm natural ball of earth of sufficient diameter and depth to encompass a root system necessary for a full recovery of the plant. Root ball sizes shall comply with the latest edition of the 'American Standards for Nursery Stock' (ASNS). Root balls that are cracked or mushroomed are unacceptable.
 2. Container grown stock should be grown for an amount of time that is of sufficient length for the root system to have developed enough to hold its soil together, firm and whole. Plants will not be loose in their containers, nor shall they be pot-bound and all container grown stock will comply with the sizes stated on the plant list.
 3. No evidence of wounds or pruning cuts shall be allowed unless approved by the Landscape Architect.
 4. Evergreen trees shall be branched to the ground. The height of evergreen trees are determined by measuring from the ground to the first lateral branch closest to the top. Height and/or width of other trees are measured by the mass of the plant not the very tip of the branches.
 5. Shrubs and small plants shall meet the requirements for spread and/or height indicated in the plant list. The height measurement shall be taken from ground level to the average height of the top of the plant, not the longest branch. Single stem or thin plants will not be accepted. Side branches shall be flushed with growth and have good form to the ground. Plants shall be in a moist, vigorous condition, free from dead wood, bruises or other root or branch injuries.

2-02 ACCESSORIES:

- A. Topsoil:
 1. Topsoil shall be fertile, natural topsoil of a loamy character, without admixture of subsoil material. Topsoil shall be reasonably free from clay, lumps, coarse sand, stones, plants, roots, sticks and other foreign materials with a pH between 6.5 to 7.0.
- B. Topsoil for seed areas shall be a minimum of 6".
- C. Soil amendments shall be as follows:
 1. For trees and shrubs the plant pit will be backfilled with pulverized black dirt.
 2. For perennials and ornamental grasses the soil mixture will be as follows: CM-63 General Purpose Peat Based Mix as supplied by Midwest Trading. Top beds with 8" of CM-63 and till into existing beds to a depth of 8". Soil mixtures are available from Midwest Trading, Midwest Trading, St. Charles, IL 60174 (630) 365-1990
- D. Fertilizer:
 1. For trees and shrubs use: 14-4-6 briquettes 17 g or equivalent available from Arthur Clesen, Inc. Follow manufacturer's recommendation for application. Arthur Clesen, Inc. 543 Diens Drive, Wheeling, IL 60090 (847)537-2177
 2. For turf areas use 6-24-16 Clesen Fairway with micronutrients with minor elements 3.0 % S, .02% B, .05% Cu, 1.0% Fe, .0006% Mo, .10% Mn available from Arthur Clesen or approved equal.
- E. Herbicide:
 1. Round-Up or approved equal
- F. Mulch:
 1. Bark mulch shall be finely shredded hardwood bark which has been screened and is free of any green foliage, twigs, rocks, sawdust, wood shavings, growth or germination inhibiting ingredients, or other foreign materials. Bark mulch is available from Midwest Trading.
 2. Mushroom compost as available from Midwest Trading.
- G. Water:
 1. Water service will be available on the site, with the cost of water being paid by the Owner. Transporting of the water from the source to the work areas shall be the responsibility of the Landscape Contractor. All necessary hose, piping, tank truck, etc. shall be supplied by the Landscape Contractor.
- H. Guying:
 1. Stakes: 5/8" x 40" steel eye anchor with 4" helix
 2. Cable:
 - a. Trees under 5": flexible 1/8" galvanized aircraft cable, 7x7 strand or approved equal
 - b. Trees 5" and over: flexible 3/16" galvanized aircraft cable, 7x7 strand or approved equal.
 3. Turnbuckles: 5/16", eye and eye, with 4" takeup.
 4. Hose: new two-ply reinforced rubber hose, minimum 1/2" I.D.
- I. Tree wrap: Burlap tree wrap 4" wide.
- J. Twine: Soft nursery jute.

PART 3 - INSTALLATION OF PLANT MATERIAL

3-01 FIELD VERIFICATION:

- A. Examine proposed planting areas and conditions of installation. Do not start planting work until unsatisfactory conditions are corrected.

3-02 PREPARATION:

- A. All planting techniques and methods shall be consistent with the latest edition of 'Horticulture Standards of Nurserymen, Inc.' and as detailed on these Drawings.
- B. Planting shall be performed by experienced workmen familiar with planting procedures under the supervision of a qualified supervisor.
- C. All underground utilities must be located and marked clearly.
- D. Apply Round-Up or approved equivalent to kill any existing vegetation in all areas to be planted. Confirm length of waiting period between chemical application and plant installation with manufacturer. Do not begin planting operations until prescribed post-application waiting period has elapsed. Take extreme care to avoid chemical drift to adjoining properties of landscape plantings.

- E. Prior to all planting, rototill all areas to be landscaped to prepare for plant installation to a minimum depth of 12". Eliminate uneven areas and low spots. Maintain lines, levels, profiles and contour. Changes in grade are to be gradual. Blend slopes into level areas. Remove all debris, weeds and undesirable plants and their roots from areas to be planted. Remove all concrete slag larger than 2" in diameter.
- F. Topsoil shall be spread over the site at a minimum depth of 6". Those areas which are indicated as prairie or natural areas on the Drawings shall have a minimum topsoil depth of 18".
- G. It shall be the responsibility of the landscape contractor to prepare all seeded areas by disking and raking prior to planting seed. Soil shall be loosened and scarified to a minimum depth of 6". Fine grading of all seeded areas is required. Maximum size of stone or topsoil lump is 1".
- H. Locate all plant material as indicated or as approved in the field by the Landscape Architect. If obstructions are encountered which are not shown on the drawings, then do not proceed with planting operations until alternate plant locations have been selected.
- I. Planting holes shall be constructed as shown on the planting details. Holes shall be hand dug or machine dug. Great care will be taken to not excavate the hole deeper than the root ball and the diameter shall be a minimum of two times the root ball width. Remove any materials encountered in excavation that may be injurious to plant growth, including stones larger than 2" in diameter or other debris. Soil to be used as backfill should be pulverized.
- J. Provide pre-mixed planting mixture for use around root systems and root balls of the plants. The mixtures are outlined in section B of part 2-02.
- K. Prior to planting, provide additional topsoil to all planting beds to bring the finish grade of the bed to 2" above lawn grade and to finish grade of adjacent hard surface grades.
- L. Add 2" thickness of mushroom compost to all annual, perennial and groundcover beds. Finish grade bed and install plants.

3-03 PLANTING PROCEDURES:

- A. Set plant material in the planting hole to proper grade and alignment. Set plants upright and plumb. Set plant material root flare 2" above the adjacent finish grade. Remove burlap from top 1/3 of root ball. Remove treated burlap (green). Cut and remove or cut and fold down upper half of wire basket, dependent upon tree size. Backfill hole by firmly tamping soil to avoid any air pockets or voids. All ropes/cords shall be removed from base of plant/top of root ball.
- B. Set balled and burlapped plants in the planting hole and compact 8" of soil around the base of the ball. Backfill remaining space with planting mixture. Water plants immediately after planting to eliminate all voids and thoroughly soak the plant root ball.
- C. Space groundcover plants according to dimensions given on the plans. Adjust spacing as necessary to evenly fill planting bed with indicated number of plants. Plant to within 18" of the trunks of trees and shrubs or at the edge of the plant ball, whichever is closest. Plant to within 12" of edge of bed.
- D. Mulching:
 1. Install 4" depth of mulch around all tree and shrub beds as indicated on drawings or planting details. Mulch shrub planting areas as continuous beds. Do not place mulch directly against tree trunk; form mulch to create an inverted cone around trunk.
 2. Mulch perennial, groundcover and annual planting beds with 2" mushroom compost. Water mulched areas thoroughly after placing mulch.
- E. Tree wrapping is not required, unless the Contractor feels it is necessary due to characteristics of a particular species or past experience with the species. The landscape architect will be notified as to which trees are to be wrapped and shall inspect the trunk(s) before wrapping. Tree wrap will not be used to cover damage or defects. When wrapping is done, trunks will be wrapped spirally with approved tree wrapping tape that is not less than 4" wide, and securely tied with suitable cord at the top, bottom and 2" intervals along the trunk. Wrap from ground to the height of the first branch.
- F. Staking and guying of trees is optional. If the Contractor chooses to stake all or part of the trees, he/she shall use the method specified in the planting details. One (1) stake is to be used on trees of 1" caliper and under, or 4" height and under. Two (2) stakes are to be used on trees of 1" to 2 3/4" caliper. Guy trees of 3" caliper or larger at three (3) per tree. The root ball will not be pierced with a stake. Stakes are to be driven at least eighteen (18) inches into subsoil below the planting hole. Stakes and wire attachments shall be removed after three months for spring planted material and by the following May for fall planted stock by the Contractor. Staking and guying should be done immediately after lawn seeding or sodding operations.
- G. Seeding of specified lawn areas on plans will be treated as follows:
 1. Topsoil shall be spread over all areas to be seeded to a minimum depth of 6" when compacted (to be performed by others).
 2. Seed mixture and application rate - use Premium seed mix as supplied by Arthur Clesen, Inc. Apply at a rate of 5 lbs./1000 s.f.
 3. Apply fertilizers and conditioners at the rate specified per soil test findings. In lieu of soil test results, apply two (2) tons of ground agricultural limestone and 1000 lbs. 10-10-10 or equivalent analysis fertilizer per acre. At least 40% of the fertilizer nitrogen shall be of an organic origin.
 4. Soil preparation areas where vehicular traffic has compacted the soil shall be loosened/scarified to a minimum depth of 6" before fertilizing and seeding. Fine grading of all seeded areas is required. Maximum size of stone or topsoil lump is 1".
 5. Watering seeded areas shall be done to ensure proper germination. Once seeds have germinated, watering may be decreased but the seedlings must never be allowed to dry out completely. Frequent watering should be continued approximately four (4) weeks after germination or until grass has become sufficiently established to warrant watering on an 'as needed' basis.
 6. Turf is being established on a variety of slope conditions. It shall be the Contractor's responsibility to determine and implement whatever procedures he/she deems necessary to establish the turf as part of his/her work. Seeded areas will be accepted when all areas show a uniform stand of the specified grass in healthy condition and at least 90 days have elapsed since the completion of this work. The Contractor shall submit with his/her bid a description of the methods and procedures he/she intends to use.
- H. Erosion Control Blanket
 1. Erosion Control Blanket shall be installed per manufacturer's recommendation in all areas shown on the plan.
 2. Install S-75 Erosion Control Blanket as manufactured by North American Green or approved equal.
 3. Blanket should be premarked with staple pattern.
 4. Staples should be 8" wire staples, applied at two (2) per square yard minimum.
 5. Suitable erosion control practices shall be maintained by the CONTRACTOR in accordance with Illinois Urban Manual and all applicable Soil Erosion and Sedimentation Control ordinances and the PLANS.
- I. Sodding of specified lawn areas on plans will be completed as follows:
 1. Rake soil surface to receive sod to completely remove any soil crust no more than one day prior to laying sod.
 2. Moistened prepared surface immediately prior to laying sod. Water thoroughly and allow surface

moisture to dry before planting lawns. Do not create a muddy soil condition.

- 3. Sod shall be laid within 24 hours from the time of stripping. Do not plant dormant sod or if the ground is frozen.
- 4. Lay sod to form a solid mass with tightly fitted joints. Butt ends and sides of sod strips; do not overlap. Stagger strips to offset joints in adjacent courses. Work from boards to avoid damage to subgrade or sod. Work sifted soil into minor cracks between pieces of sod; remove excess to avoid smothering of adjacent sod.
- 5. Place top elevation of sod 1/2 inch below adjoining edging or paving.
- 6. Water sod thoroughly with a fine spray immediately after planting.
- 7. After sod and soil have dried, roll seeded areas to ensure a good bond between the sod and soil, and to remove minor depressions and irregularities.
- 8. Sodded slopes 3:1 or greater shall be staked to prevent erosion and washout.
- 9. Warranty sodding for a period of one (1) year from the end of the 90 day maintenance period. If sod fails or lacks vigor and full growth as determined by the Landscape Architect, the Contractor will repeat site preparation operations and re-sod affected areas at the Contractor's expense.
- 10. Note: Sod shall be a premium Kentucky Bluegrass blend, and is required in all areas indicated on the plans as well as areas which have been affected by construction. Sod can be placed as long as water is available and the ground surface can be properly prepared. Sod shall not be laid on frozen or snow-covered ground. Sod shall be strongly rooted, not less than two (2) years old and free of weeds and undesirable native grasses. Sod should be machine cut to pad thickness of 3/4" (plus or minus 1/4"), excluding top growth and thatch. Provide only sod capable of vigorous growth and development when planted (viable, not dormant). Provide sod of uniform pad sizes with maximum 5% deviation in either length or width. Broken pads or pads with uneven ends will not be acceptable. Sod pads incapable of supporting their own weight when suspended vertically with a firm grasp on the upper 10% of pad will not be accepted.

- J. Timing of plant material and seeding operations:
 1. Seeding of specified areas shall occur when the soil temperature is above 55° F. No seed shall be sown during periods of high winds, or when the ground is not in proper condition for seeding (see section 3-02 (G)). Seeding operations for the specified mixes shall occur in the spring time frame of April 15 through June 30 and in the summer time frame of August 15 through December 1. The mixes containing bluegrass and fescue seed must have six weeks to harden off for winter survival.
 2. Sod shall be installed when the ground is not frozen or snow covered and temperatures are less than 80° F. It shall not be placed during a period of extended drought.
 3. Herbaceous ornamental plants shall be planted between May 1 and June 15 or between August 15 and December 1.
 4. Spring planting of woody ornamental plants shall be performed from the time the soil can be easily worked until June 1, except that evergreen planting shall end on May 15. Oak, hawthorn and red maple species will only be planted during this spring planting period. Fall planting will begin August 15 and will continue until the ground cannot be worked satisfactorily, except that evergreen planting shall be performed between August 15 and December 1.

3-04 MAINTENANCE:

- A. All plantings shall be maintained by the Contractor for a period of 90 days after preliminary acceptance by the Owner or his/her representative. Maintenance shall include but is not limited to: mowing and edging turf, pulling weeds, watering turf areas and plant material plus annual flower maintenance. The Contractor will reset settled plants to proper grade and position. Dead material will be removed. Stakes and guy wires will be tightened and repaired as required.

3-04 ACCEPTANCE:

- A. All plant material (excluding annual color), shall be warranted for one (1) year after the end of the 90 day maintenance period. The end of the maintenance period is marked by the final acceptance of the Contractor's work by the Owner or his/her representative.

3-06 SITE CLEAN-UP:

- A. The Contractor shall protect the property of the Owner and the work of other contractors. The Contractor shall also be directly responsible for all damage caused by the activities and for the daily removal of all trash and debris from his/her work area to the satisfaction of the landscape architect.

DATE	REVISIONS
08/02/24	REVISED PER CITY OF NAPERVILLE REVIEW #6
07/03/24	REVISED PER DUDOT REVIEW #2
06/19/24	REVISED PER CITY OF NAPERVILLE REVIEW #5
04/04/24	REVISED PER CLIENT REQUEST
04/04/24	REVISED PER CLIENT REQUEST
03/29/24	REVISED PER CITY OF NAPERVILLE COMMENTS
02/09/24	REVISED PER CITY OF NAPERVILLE COMMENTS

Manhard CONSULTING
180 West Park Drive, Suite 200, Naperville, IL 60563
Tel: 630.335.1100 | Fax: 630.335.1101
www.manhardconsulting.com

Professional Engineer
Professional Surveyor
Professional Geotechnical Engineer
Professional Environmental Engineer
Professional Environmental Scientist
Professional Planner

PROPOSED HEINEN'S GROCERY STORE
CITY OF NAPERVILLE, ILLINOIS
LANDSCAPE SPECIFICATIONS

PROJ. MGR.: MDE
PROJ. ASSOC.: MN
DRAWN BY: MN
DATE: 08-30-23
SCALE: NTS
SHEET
L7 OF L7
ADK.NVIL01