

Symbol	Label	Quantity	Manufacturer	Catalog Number	Description	Lamp	Number Lamps	Mounting Height	Lumens Per Lamp	Light Loss Factor	Wattage
	S5	10	Lithonia Lighting	RSX1 LED P4 40K R4	RSX Area Fixture Size 1 P4 Lumen Package 4000K CCT Type R4 Distribution	LED	1	23' - Provide 5'x5' Square Pole	16573	0.80	133.14



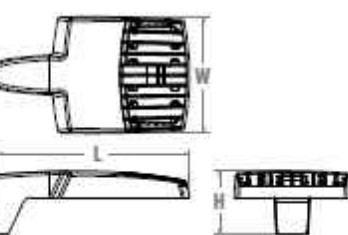
RSX1 LED Area Luminaire

Introduction

The new RSX LED Area family delivers maximum value by providing significant energy savings, long life and outstanding photometric performance at an affordable price. The RSX1 delivers 7,000 to 17,000 lumens allowing it to replace 70W to 400W HID luminaires. The RSX features an integral universal mounting mechanism that allows the luminaire to be mounted on most existing drill hole patterns. This "no-drill" solution provides significant labor savings. An easy-access door on the bottom of mounting arm allows for wiring without opening the electrical compartment. A mast arm adaptor, adjustable integral diffuser and other mounting configurations are available.

Specifications

SPA (SPM): 0.57 ft<sup>2</sup> (0.05 m<sup>2</sup>)  
 Length: 21.8" (55.4 cm) (SPA mount)  
 Width: 13.3" (33.8 cm)  
 Height: 3.0" (7.6 cm) Main Body  
 Weight (SPM): 31.0 lbs (14.1 kg)



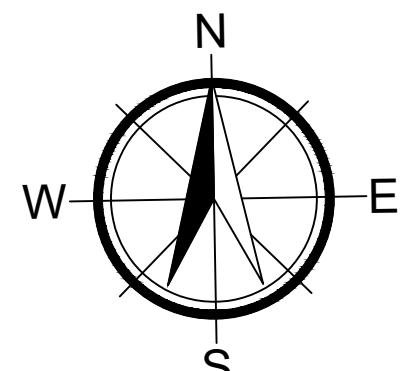
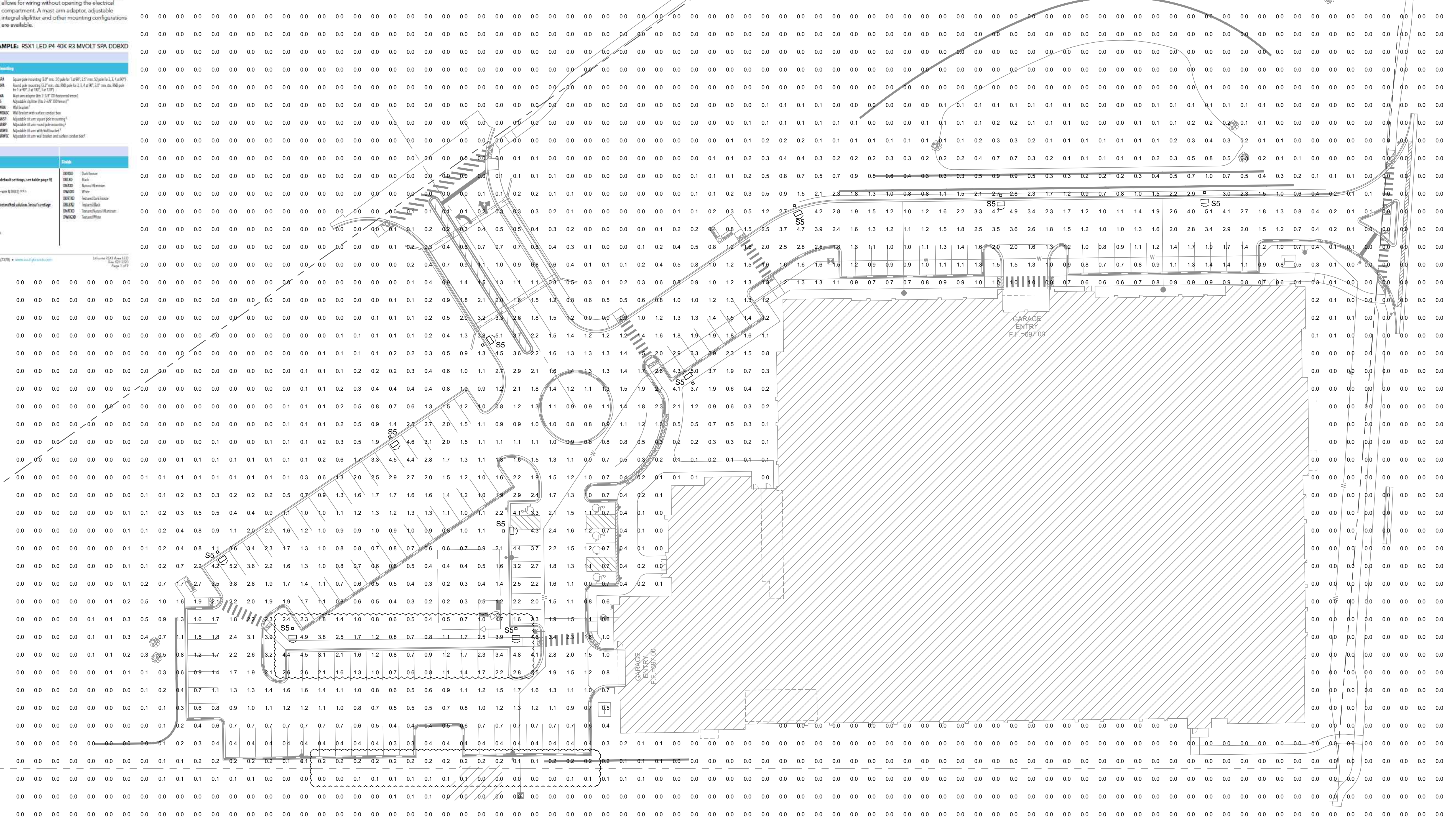
Ordering Information

EXAMPLE: RSX1 LED P4 40K R3 MVOLT SPA DDBXD

Ordering Information	Example
RSX1 LED	RSX1 LED P4 40K R3 MVOLT SPA DDBXD
Series	RSX1 LED
Package	P4
Color	40K
Beam Spread	R3
Mounting	SPA
Options	DDBXD

Option	Description	Notes
SP1	Standard	
SP2	Standard with diffuser	
SP3	Standard with diffuser and mast arm	
SP4	Standard with diffuser and mast arm with ballast	
SP5	Standard with diffuser and mast arm with ballast and diffuser	
SP6	Standard with diffuser and mast arm with ballast and diffuser and mast arm	
SP7	Standard with diffuser and mast arm with ballast and diffuser and mast arm and diffuser	
SP8	Standard with diffuser and mast arm with ballast and diffuser and mast arm and diffuser and mast arm	
SP9	Standard with diffuser and mast arm with ballast and diffuser and mast arm and diffuser and mast arm and diffuser	
SP10	Standard with diffuser and mast arm with ballast and diffuser and mast arm and diffuser and mast arm and diffuser and mast arm	

LITHONIA LIGHTING COMMERCIAL OUTDOOR



1 SITE PHOTOMETRIC PLAN  
 SP010 1" = 30'-0"

**ENGR3**  
 CONSULTING ENGINEERS  
 100 NORTH POINT CENTER EAST  
 SUITE 200, ALPHARETTA, GA 30022  
 ENGR3 PROJECT NUMBER: 1910008

**FIFTH DIMENSION**  
 ARCHITECTURE + INTERIORS LLC  
 DESIGN DEVELOPMENT - 50%

**MCDOWELL POINT APARTMENT HOMES**  
 1420 WEST DIEHL ROAD  
 NAPERVILLE, ILLINOIS 60563

REVISIONS

NO.	DATE	DESCRIPTION
1	04/08/2020	REVISED PER CITY AND COUNTY SW COMMENTS

PROJ. NO. 19040 DATE 2/7/2020  
 SHEET NAME SITE PHOTOMETRIC PLAN  
 SHEET NO. SP010