

PROJECT:



704-944 Illinois Rte. 59
Naperville, IL 60540

CUSTOMER APPROVAL:
DATE

AUTHORIZED SIGNATURE

REPRESENTATIVE
Lisa Staszak / LS

DRAWN BY
Bill Goodwyn

DATE
3.8.23

SCALE

SHEET NO.
1 of 6

ESTIMATE / JOB NUMBER
11733

FILE NAME
CRC11733

REVISIONS:

1	3.29.23
2	4.18.23
3	5.2.23
4	5.25.23
5	6.14.23 - location A
6	
7	
8	

This sign is intended to be installed in accordance with the requirements of Article 600 of the National Electrical Code and/or other applicable local codes. This includes proper grounding and bonding of the sign.


SIGN A

SIGN C

SIGN B



SIGN A



(1) 24'-8" x 10'-8" x 3'-0" Deep Double Face LED-illuminated Tenant Monument

EMC: double face 4'-5" tall x 8'-3" wide (4'-0" x 8'-0" viewable) 10mm (30 x 180 matrix) full-color Watchfire EMC with lifetime broadband communication

Tenant cabinet: fabricated aluminum painted PMS 439 C Grey, satin finish, tenant panels are 3/16" White acrylic w/ graphics to be determined (background will be opaque, graphics will illuminate)

Illumination: White LED modules and low-voltage power supplies

L cabinet: fabricated aluminum painted MP 413425P Brushed Aluminum, satin finish, w/ 1/2" thick Satin Black FCO acrylic

Power: (2) 20Amp @ 120Volt electrical circuits run to site by others

Base and pier: reinforced CMU block core w/ Mountain View Stone Rustic LedgeStone veneer (or similar) applied, aluminum cap painted MP 413425P Brushed Aluminum, satin finish

Fox River Commons: 1" thick FCO acrylic, painted Satin Black, 1" projection stud-mount on satin aluminum spacers

Mounting: (2) 8" x 8" x .31 square steel tubes set in 3'-0" diameter x 8'-9" deep concrete footings

Landscaping: (16) Norwegian Dwarf Spruces (approx. 3'-0" x 3'-0" x 3'-0" mature) in a 13'-6" x 20'-0" natural cypress mulch bed (269 SF per code)

Landscaping schematic on Page 6

Parvin-Clauss
SIGN COMPANY

Design • Fabrication • Installation • Maintenance

165 Tubeway Drive • Carol Stream • Illinois 60188
Tel/630-510-2020 • Fax/630-510-2074
e-mail/signs@parvinclauss.com
www.parvinclauss.com

PROJECT:



704-944 Illinois Rte. 59
Naperville, IL 60540

CUSTOMER APPROVAL:
DATE

AUTHORIZED SIGNATURE

REPRESENTATIVE
Lisa Staszak / LS

DRAWN BY
Bill Goodwyn

DATE
3.8.23

SCALE
1/4" = 1'

SHEET NO.
2 of 6

ESTIMATE / JOB NUMBER
11733

FILE NAME
CRC11733

REVISIONS:

1	3.29.23
2	4.18.23
3	5.2.23
4	5.25.23
5	6.14.23
6	
7	
8	

This sign is intended to be installed in accordance with the requirements of Article 600 of the National Electrical Code and/or other applicable local codes. This includes proper grounding and bonding of the sign.




This sign is built to UL Standards for operation in North America.

"This Document is owned by, and the information contained in it is proprietary to, Parvin-Clauss Sign Company. By receipt hereof the holder agrees not to use the information, disclose it to any third party, nor reproduce this document without the prior written consent of Parvin-Clauss Sign Company. Holder also agrees to immediately return this document upon request of Parvin-Clauss Sign Company."

© Copyright 2023 by Parvin-Clauss Sign Co.

SIGN B



Landscaping schematic on Page 6

(1) 24'-8" x 10'-8" x 3'-0" Deep Double Face LED-illuminated Tenant Monument

EMC: double face 4'-5" tall x 8'-3" wide (4'-0" x 8'-0" viewable) 10mm (30 x 180 matrix) full-color Watchfire EMC with lifetime broadband communication

Tenant cabinet: fabricated aluminum painted PMS 439 C Grey, satin finish, tenant panels are 3/16" White acrylic w/ graphics to be determined (background will be opaque, graphics will illuminate)

Illumination: White LED modules and low-voltage power supplies

L cabinet: fabricated aluminum painted MP 413425P Brushed Aluminum, satin finish, w/ 1/2" thick Satin Black FCO acrylic

Power: (2) 20Amp @ 120Volt electrical circuits run to site by others

Base and pier: reinforced CMU block core w/ Mountain View Stone Rustic LedgeStone veneer (or similar) applied, aluminum cap painted MP 413425P Brushed Aluminum, satin finish

Fox River Commons: 1" thick FCO acrylic, painted Satin Black, 1" projection stud-mount on satin aluminum spacers

Mounting: (2) 8" x 8" x .31 square steel tubes set in 3'-0" diameter x 8'-9" deep concrete footings

Landscaping: (16) Norwegian Dwarf Spruces (approx. 3'-0" x 3'-0" x 3'-0" mature) in a 13'-6" x 20'-0" natural cypress mulch bed (269 SF per code)

Parvin-Clauss
SIGN COMPANY

Design • Fabrication • Installation • Maintenance

165 Tubeway Drive • Carol Stream • Illinois 60188
Tel/630-510-2020 • Fax/630-510-2074
e-mail/signs@parvinclauss.com
www.parvinclauss.com

PROJECT:



704-944 Illinois Rte. 59
Naperville, IL 60540

CUSTOMER APPROVAL:
DATE

AUTHORIZED SIGNATURE

REPRESENTATIVE
Lisa Staszak / LS

DRAWN BY
Bill Goodwyn

DATE
3.8.23

SCALE
1/4" = 1'

SHEET NO.
3 of 6

ESTIMATE / JOB NUMBER
11733

FILE NAME
CRC11733

REVISIONS:

- 1 3.29.23
- 2 4.18.23
- 3 5.2.23
- 4 5.25.23
- 5 6.14.23
- 6
- 7
- 8

This sign is intended to be installed in accordance with the requirements of Article 600 of the National Electrical Code and/or other applicable local codes. This includes proper grounding and bonding of the sign.




This sign is built to UL Standards for operation in North America.

"This Document is owned by, and the information contained in it is proprietary to, Parvin-Clauss Sign Company. By receipt hereof the holder agrees not to use the information, disclose it to any third party, nor reproduce this document without the prior written consent of Parvin-Clauss Sign Company. Holder also agrees to immediately return this document upon request of Parvin-Clauss Sign Company."

© Copyright 2023 by Parvin-Clauss Sign Co.

SIGN C



Landscaping schematic on Page 6

(1) 24'-8" x 10'-8" x 3'-0" Deep Double Face LED-illuminated Tenant Monument

- Tenant cabinet:** fabricated aluminum painted PMS 439 C Grey, satin finish, tenant panels are 3/16" White acrylic w/ graphics to be determined (background will be opaque, graphics will illuminate)
- Illumination:** White LED modules and low-voltage power supplies
- L cabinet:** fabricated aluminum painted MP 41342SP Brushed Aluminum, satin finish, w/ 1/2" thick Satin Black FCO acrylic
- Power:** (2) 20Amp @ 120Volt electrical circuits run to site by others
- Base and pier:** reinforced CMU block core w/ Mountain View Stone Rustic LedgeStone veneer (or similar) applied, aluminum cap painted MP 41342SP Brushed Aluminum, satin finish
- Fox River Commons:** 1" thick FCO acrylic, painted Satin Black, 1" projection stud-mount on satin aluminum spacers
- Mounting:** (2) 8" x 8" x .31 square steel tubes set in 3'-0" diameter x 8'-9" deep concrete footings
- Landscaping:** (16) Norwegian Dwarf Spruces (approx. 3'-0" x 3'-0" x 3'-0" mature) in a 13'-6" x 20'-0" natural cypress mulch bed (269 SF per code)

Parvin-Clauss
SIGN COMPANY

Design • Fabrication • Installation • Maintenance
165 Tubeway Drive • Carol Stream • Illinois 60188
Tel/630-510-2020 • Fax/630-510-2074
e-mail/signs@parvinclauss.com
www.parvinclauss.com

PROJECT:



704-944 Illinois Rte. 59
Naperville, IL 60540

CUSTOMER APPROVAL:
DATE

AUTHORIZED SIGNATURE

REPRESENTATIVE
Lisa Staszak / LS

DRAWN BY
Bill Goodwyn

DATE
3.8.23

SCALE
1/4" = 1'

SHEET NO.
4 of 6

ESTIMATE / JOB NUMBER
11733

FILE NAME
CRC11733

REVISIONS:

1	3.29.23
2	4.18.23
3	5.2.23
4	5.25.23
5	6.14.23
6	
7	
8	

This sign is intended to be installed in accordance with the requirements of Article 600 of the National Electrical Code and/or other applicable local codes. This includes proper grounding and bonding of the sign.



This sign is built to UL Standards for operation in North America.

"This Document is owned by, and the information contained in it is proprietary to, Parvin-Clauss Sign Company. By receipt hereof the holder agrees not to use the information, disclose it to any third party, nor reproduce this document without the prior written consent of Parvin-Clauss Sign Company. Holder also agrees to immediately return this document upon request of Parvin-Clauss Sign Company."

© Copyright 2023 by Parvin-Clauss Sign Co.

PROJECT:



704-944 Illinois Rte. 59
Naperville, IL 60540

CUSTOMER APPROVAL:

DATE

AUTHORIZED SIGNATURE

REPRESENTATIVE

Lisa Staszak / LS

DRAWN BY

Bill Goodwyn

DATE

3.8.23

SCALE

1/4" = 1'

SHEET NO.

5 of 6

ESTIMATE / JOB NUMBER

11733

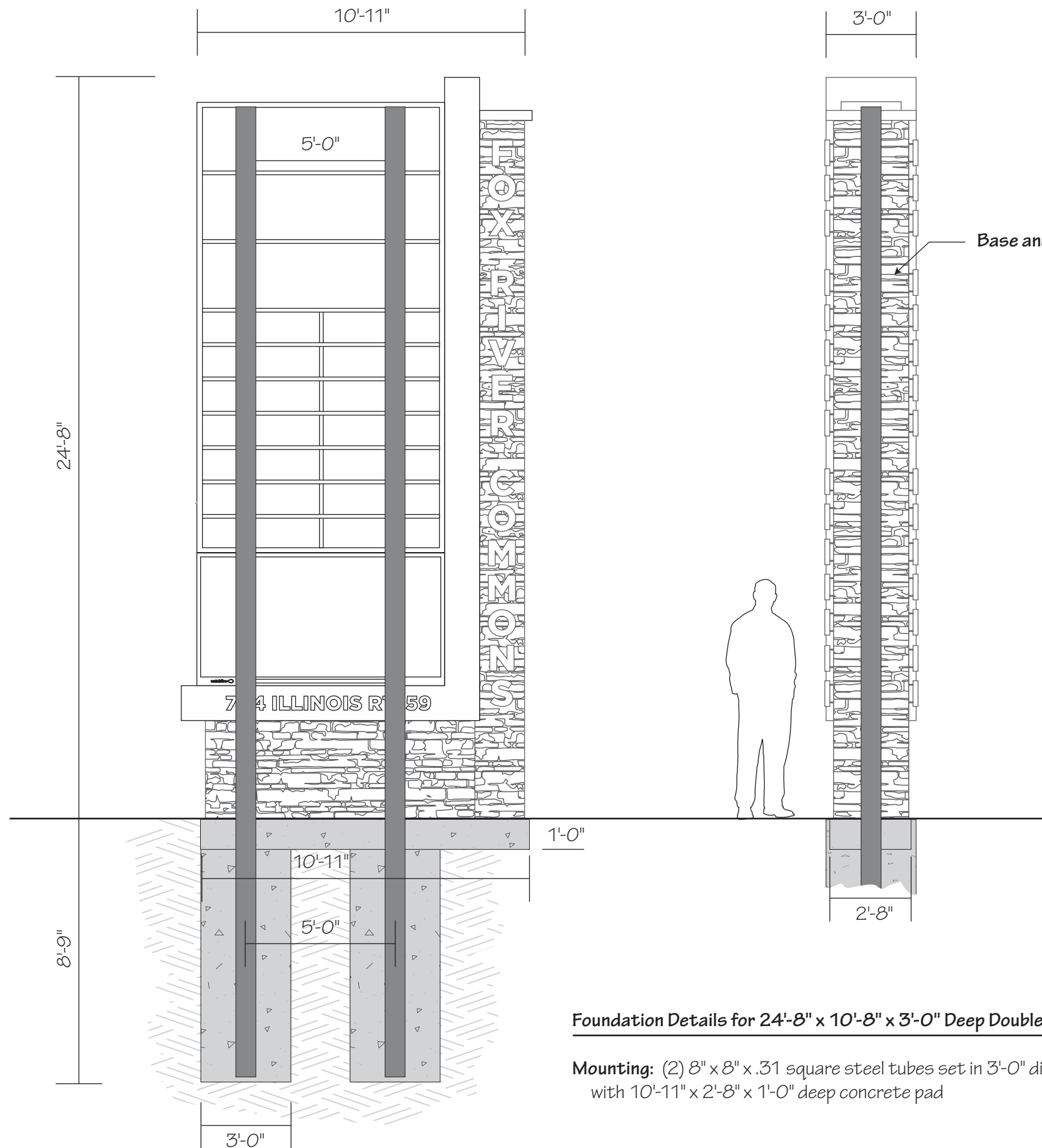
FILE NAME

CRC11733

REVISIONS:

1	3.29.23
2	4.18.23
3	5.2.23
4	5.25.23
5	6.14.23
6	
7	
8	

This sign is intended to be installed in accordance with the requirements of Article 600 of the National Electrical Code and/or other applicable local codes. This includes proper grounding and bonding of the sign.



Base and pier: reinforced CMU block core w/ Mountain View Stone Rustic Ledge stone veneer (or similar) applied

Foundation Details for 24'-8" x 10'-8" x 3'-0" Deep Double Face LED-illuminated Tenant Monuments (Typ.)

Mounting: (2) 8" x 8" x .31 square steel tubes set in 3'-0" diameter x 8'-9" deep concrete footings, with 10'-11" x 2'-8" x 1'-0" deep concrete pad



PROJECT:



704-944 Illinois Rte. 59
Naperville, IL 60540

CUSTOMER APPROVAL:
DATE

AUTHORIZED SIGNATURE

REPRESENTATIVE
Lisa Staszak / LS

DRAWN BY
Bill Goodwyn

DATE
3.8.23

SCALE
1/4" = 1'

SHEET NO.
6 of 6


ESTIMATE / JOB NUMBER
11733

FILE NAME
CRC11733

REVISIONS:

- 1 3.29.23
- 2 4.18.23
- 3 5.2.23
- 4 5.25.23
- 5 6.14.23
- 6
- 7
- 8

This sign is intended to be installed in accordance with the requirements of Article 600 of the National Electrical Code and/or other applicable local codes. This includes proper grounding and bonding of the sign.



Landscaping for (3) 24'-8" x 10'-8" x 3'-0" Deep Double Face LED-illuminated Tenant Monuments

Landscaping: (16) Norwegian Dwarf Spruces (approx. 3'-0" x 3'-0" x 3'-0" mature) in a 13'-6" x 20'-0" natural cypress mulch bed (269 SF per code)