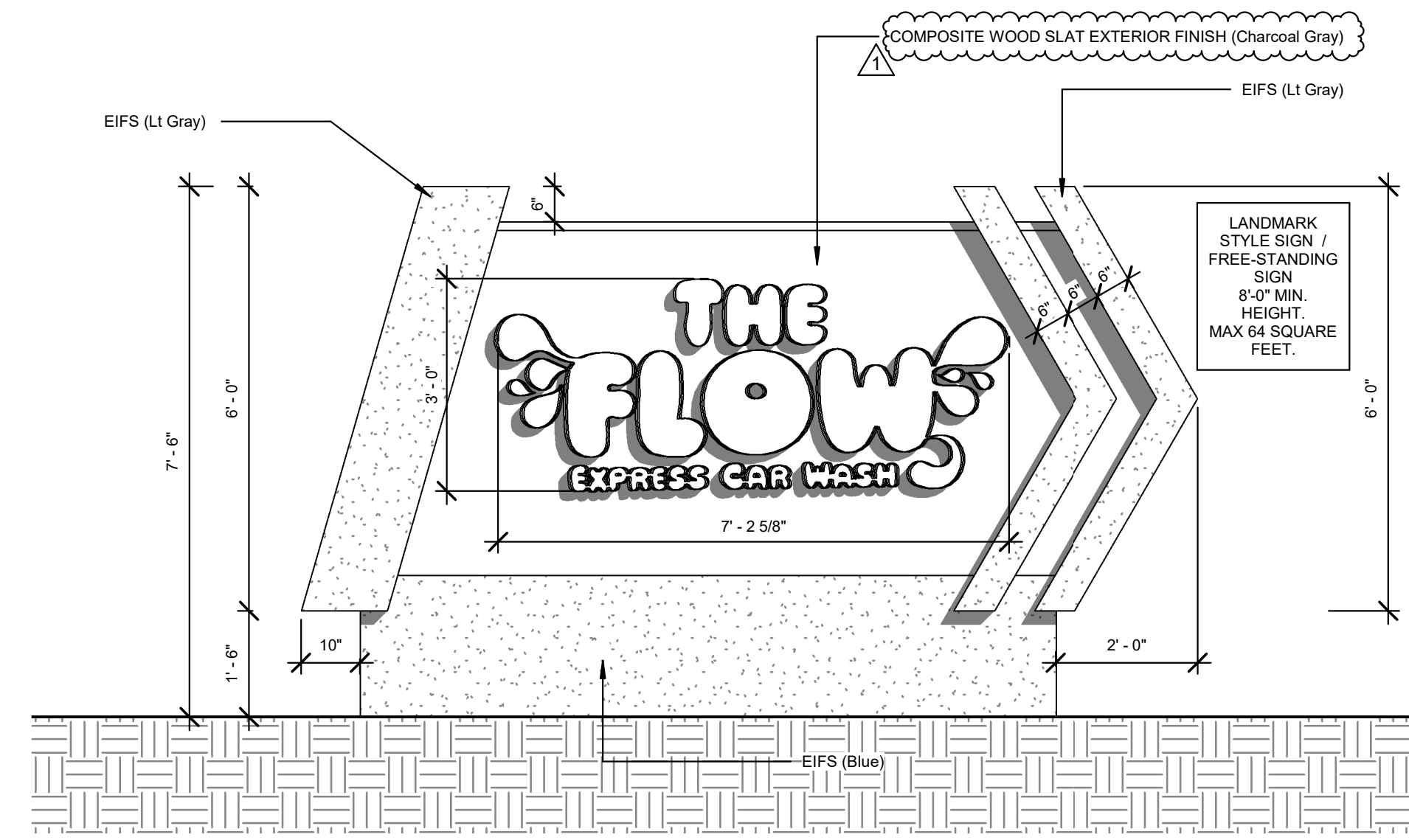
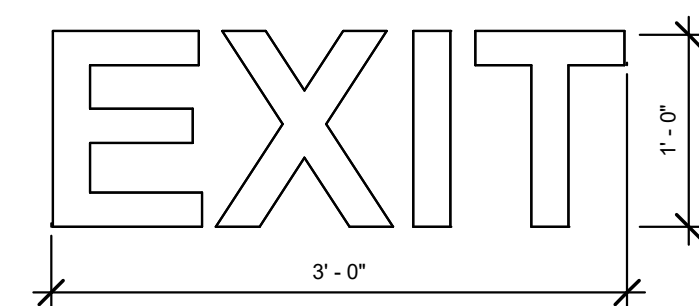


3 Monument Sign Side 1
SCALE: 1/2" = 1'-0"

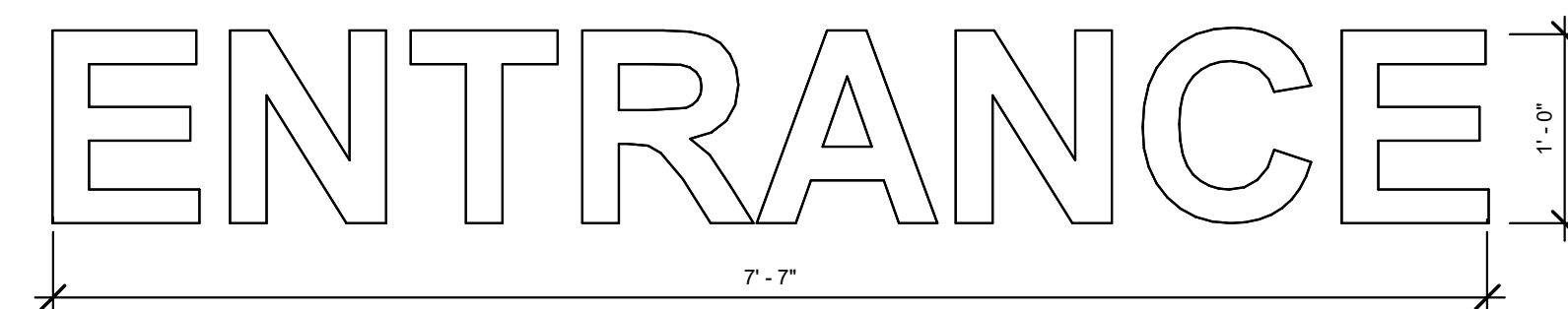


4 Monument Sign Side 2
SCALE: 1/2" = 1'-0"


THE LANDSCAPE AREA EQUAL TO THE MONUMENT SIGN AREA



1 EXIT CHANNEL LETTERS
SCALE: 1" = 1'-0"

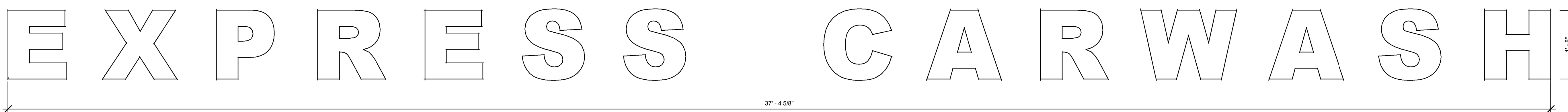


2 ENTRANCE CHANNEL LETTERS
SCALE: 1" = 1'-0"



5 BUILDING SIGN
SCALE: 1/2" = 1'-0"

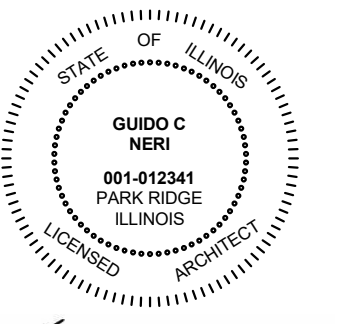
BUILDING AND MONUMENT SIGNS ARE UNDER SEPARATE PERMIT
(Coordination required by GC and SUB-Contractor. Notify Architect of Any Discrepancies)



8 EXPRESS CAR WASH CHANNEL LETTERS
SCALE: 3/4" = 1'-0"

"CHANNEL LETTERS" LOCATED ON BOTH SIDES OF BUILDING

PROJECT # 2326
DATE: 10/09/23



DESIGN FIRM #: 184.003719-0001
EXP: 04.30.23

NEW AUTOMATED CARWASH FACILITY

1492 W. Ogden Ave.
NAPERVILLE, IL 60540

REVISIONS	
10/17/23	Zoning Revision
09/25/23	Zoning Review

DRAWN BY: RAM
APPROVED BY: GCN / MAM
SCALE: AS NOTED
DESCRIPTION: SIGNAGE, MONUMENT SIGN

SHEET NO. A-7.0