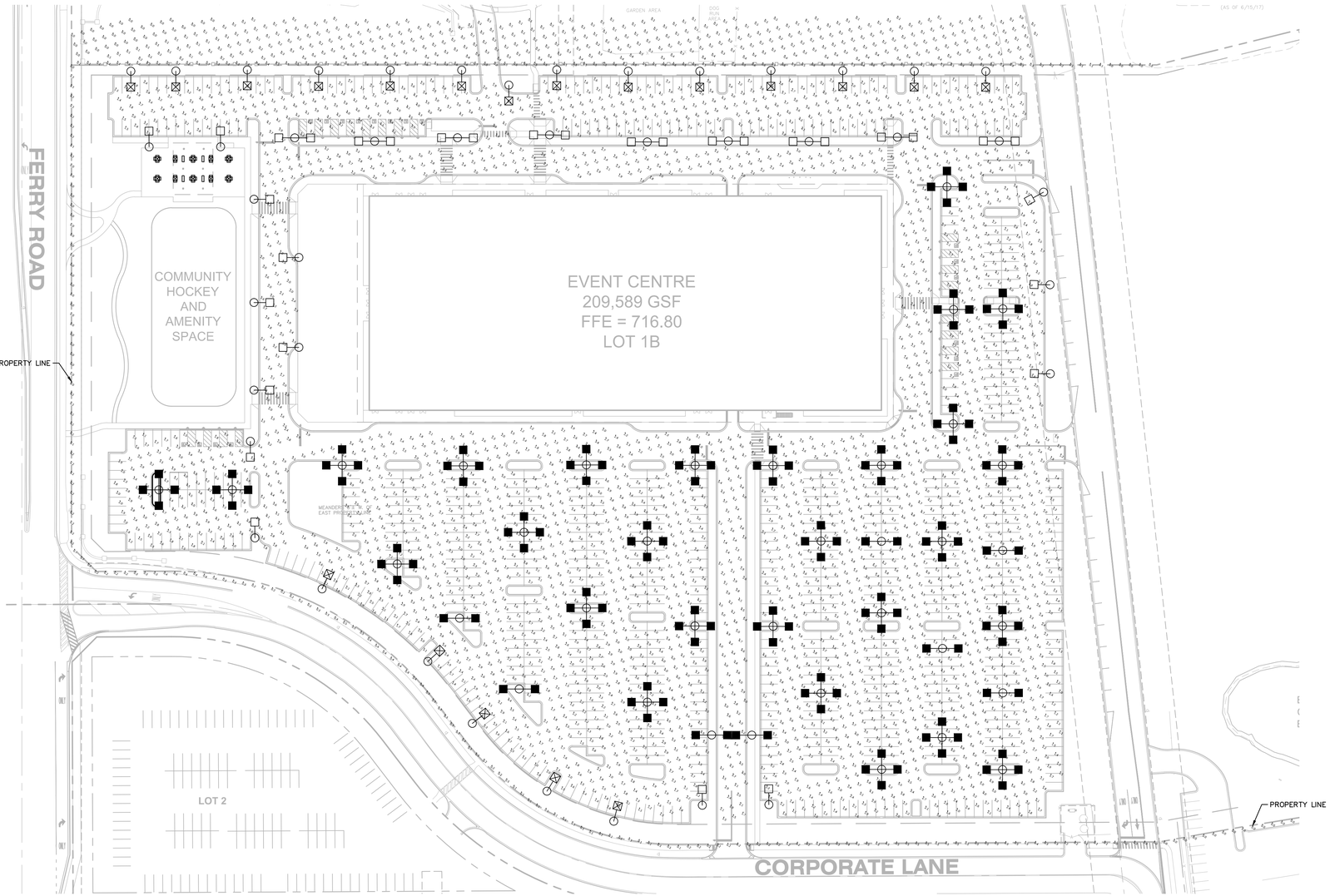

A PHOTOMETRIC ANALYSIS
SCALE: 1"=60'

LEGEND

SYMBOL	QTY	DESCRIPTION	LLF	MOUNTING HEIGHT
	28	PROPOSED SINGLE 97W, 4000K, 11754 LUMENS DISTRIBUTION TYPE IV LED LUMINAIRE EATON LIGHTING MODEL # LDRV-T4-E04-E-BZ	0.8	25 FT
	8	PROPOSED SINGLE 97W, 4000K, 11754 LUMENS DISTRIBUTION TYPE IV LED LUMINAIRE EATON LIGHTING MODEL # LDRV-T4-E04-E-BZ	0.8	25 FT
	14	PROPOSED SINGLE 97W, 4000K, 11728 LUMENS DISTRIBUTION TYPE IV LED LUMINAIRE EATON LIGHTING MODEL # LDRV-SL4-E04-E-BZ	0.8	25 FT
	19	PROPOSED SINGLE 97W, 4000K, 11728 LUMENS DISTRIBUTION TYPE IV LED LUMINAIRE EATON LIGHTING MODEL # LDRV-SL4-E04-E-BZ-HSS WITH HOUSE SIDE SHIELD	0.8	25 FT
	9	PROPOSED SINGLE 97W, 4000K, 12262 LUMENS DISTRIBUTION TYPE V LED LUMINAIRE EATON LIGHTING MODEL # LDRV-5WQ-E04-E-BZ	0.8	25 FT

CALCULATION SUMMARY

GENERAL PARKING AND PEDESTRIAN AREA		
ILLUMINANCE (Fc)		
AVERAGE	=	3.60
MINIMUM	=	1.00
AVG/MIN	=	3.6:1
PROPERTY LINE		
ILLUMINANCE (Fc)		
MAXIMUM	=	0.5

DESIGN CRITERIA

GENERAL PARKING AND PEDESTRIAN AREA		
ILLUMINANCE (Fc)		
AVERAGE	=	3.60
MINIMUM	=	0.90
AVG/MIN	=	4:1
PROPERTY LINE		
ILLUMINANCE (Fc)		
MAXIMUM	=	0.5

Lumark

Catalog #		Type
Project		
Comments		Date
Prepared by		

DESCRIPTION

The Ridgeview™ LED area luminaire is the compact, efficient, economical approach to LED area lighting. A pure blend of traditional form and LED efficiency; the Ridgeview luminaire provides functional, low-profile design with excellent operating performance. Patented modular LightBAR™ technology delivers uniform and energy-efficient illumination to parking lots and perimeter security lighting applications.

SPECIFICATION FEATURES

Construction
Rugged one-piece, die-cast aluminum housing secures the thermally conductive LED panel and electrical chamber. Low profile, 3G vibration rated compact design minimizes wind load requirements. Extruded aluminum frame secured with stainless steel hardware confines the LightBAR panel to the thermally conductive housing. The unique glide bracket LightBAR panel allows for easy access to the electrical chamber.

Optics
Choice of twelve patented, high-efficiency AccuLED Optic™ technology. Optics are precisely designed to shape the light output, maximizing efficiency and application spacing. AccuLED Optic technology, creates consistent distributions with the scalability to meet customized application requirements. Offered standard in 4000K (+/- 275K) CCT and minimum 70 CRI. Optional 3000K CCT, 5000K CCT and 5700K CCT. For the ultimate level of spill light control, an optional house-side shield accessory can be field or factory installed. The house-side shield is designed to seamlessly integrate with the SL2, SL3 or SL4 optics.

Electrical
LED drivers mount to die-cast aluminum back housing for optimal heat sinking, operation efficacy, and prolonged life. Standard drivers feature electronic universal voltage (120-277V 50/60Hz), 347V 60Hz or 480V 60Hz operation, greater than 0.9 power factor, less than 20% harmonic distortion, and is suitable for operation in -40°C to 40°C ambient environments. All fixtures are shipped standard with 10kV/10kA common – and differential – mode surge protection. LightBARs feature and IP66 enclosure rating and maintain greater than 95% lumen maintenance at 60,000 hours per IESNA TM-21. Occupancy sensor and dimming options available.

Mounting
Cast aluminum 6" arm includes bolt guides allowing for easy position of the fixture during installation to pole. Standard single carton packaging of housing, square pole arm and round pole adapter provide contractor-friendly installation. Wall mount models feature a cast aluminum arm that is directly mounted to a 4" supplied wall plate secured with set screws.

Finish
Components finished in a five-stage super TGIC polyester powder coat paint, 2.5 mil nominal thickness for superior protection against fade and wear. Standard color is bronze. Optional colors include black, grey, white, dark platinum and graphite metallic, RAL and custom color matches available.

Warranty
Five-year warranty.

RV
RIDGEVIEW

1 - 4 LightBARs
Solid State LED

AREA LUMINAIRE

DIMENSIONS

POLE MOUNT

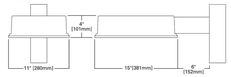

WALL MOUNT

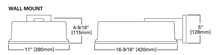

CERTIFICATIONS
UL/cUL Listed
LM79 / LM80 Compliant
3G Vibration Rated
IP65 Fixture Rating
IP66 LightBARs
ISO 9001

ENERGY DATA
Electronic LED Driver
>0.9 Power Factor
<20% Total Harmonic Distortion
120-277V/50 & 60Hz, 347V/60Hz, 480V/60Hz
-40°C Minimum Temperature
40°C Ambient Temperature Rating
50°C (Optional) Ambient Temperature Rating

EPA
Effective Projected Area: (Sq. Ft.)
Without Arm: 0.48
With Arm: 0.67

SHIPPING DATA
Approximate Net Weight:
12.5 lbs. (5.8 kgs.)

TD600013EN
January 24, 2018 5:04 PM

EATON
Powering Business Worldwide

page 4

RV RIDGEVIEW

ORDERING INFORMATION

Sample Number: LDRV-T2-E02-E-OP

Lamp Type	Series [1]	Distribution [2]	Number of LightBARs [3,4]	Voltage
LD=Solid State Light Emitting Diodes	**RV**=Ridgeview	**T2**=Type II **T3**=Type III **T4**=Type IV **SL2**=Type II with Spill Control **SL3**=Type III with Spill Control **SL4**=Type IV with Spill Control **SWQ**=Type V Square Medium **SWQ**=Type V Square Wide **SXQ**=Type V Square Extra Wide **RW**=Rectangular Wide **SLL**=90° Spill Light Eliminator Left **SLR**=90° Spill Light Eliminator Right	**E01**=(1) 21 LED LightBAR **E02**=(2) 21 LED LightBARs **E03**=(3) 21 LED LightBARs **E04**=(4) 21 LED LightBARs **F01**=(1) 7 LED LightBAR **F02**=(2) 7 LED LightBARs **F03**=(3) 7 LED LightBARs **F04**=(4) 7 LED LightBARs	**E**=Universal (120-277V) **347**=347V [5] **480**=480V [5,6]

Options (Add as Suffix)

HA=50°C High Ambient Temperature Rating [7]	
WM=Wall Mount Arm and Mounting Plate [8]	
R90=Optics Rotated Right 90°	
L90=Optics Rotated Left 90°	
PC=Button Type Photocontrol [9]	
PER=NEMA Twistlock Photocontrol Receptacle	
2L=Two Circuits [10]	
702K=70 CRI / 3000K CCT [11]	
705K=70 CRI / 5000K CCT [11]	
708K=70 CRI / 5700K CCT [11]	
803K=80 CRI / 3000K CCT [11]	
LCP=LightBAR Cover Plate Matches Housing Finish	
BBLEDOLD=UL924 Cold Battery Backup (Specify Voltage) [12]	
MS-LXX=Motion Sensor for ON/OFF Operation [13]	
MS/X-LXX=Motion Sensor for Bi-Level Switching [13]	
LWR-LW=LumaWatt Pro Wireless Sensor, Wide Lens for 8' - 16' Mounting Height [14]	
LWR-LN=LumaWatt Pro Wireless Sensor, Narrow Lens for 16' - 40' Mounting Height [14]	
DIM=0-10V Dimming Driver	
HSS=Factory Installed House Side Shield [15]	

Color

AP=Grey	
BZ=Bronze (Standard)	
BK=Black	
DP=Dark Platinum	
GM=Graphite Metallic	
WH=White	

Accessories (Order Separately) [16]

MA1175-XX=Single Tenon Adapter for 3-1/2" O.D. Tenon
MA1176-XX=2@180° Tenon Adapter for 3-1/2" O.D. Tenon
MA1177-XX=3@120° Tenon Adapter for 3-1/2" O.D. Tenon
MA1178-XX=4@90° Tenon Adapter for 3-1/2" O.D. Tenon
MA1179-XX=2@90° Tenon Adapter for 3-1/2" O.D. Tenon
MA1180-XX=3@120° Tenon Adapter for 3-1/2" O.D. Tenon
MA1181-XX=3@90° Tenon Adapter for 3-1/2" O.D. Tenon
MA1182-XX=Single Tenon Adapter for 2-3/8" O.D. Tenon
MA1183-XX=2@180° Tenon Adapter for 2-3/8" O.D. Tenon
MA1184-XX=3@120° Tenon Adapter for 2-3/8" O.D. Tenon
MA1185-XX=4@90° Tenon Adapter for 2-3/8" O.D. Tenon
MA1186-XX=2@90° Tenon Adapter for 2-3/8" O.D. Tenon
MA1187-XX=3@90° Tenon Adapter for 2-3/8" O.D. Tenon
MA1300-XX=Wall Mount Plate (Type R Drill Pattern)
RV/WG=Field Installed Wire Guard
MA1305-XX=8 in M Square Pole Adapter
MA1306-XX=8 in M Round Pole Adapter
MA1252=10kV Circuit Module Replacement
OA/RA1153=Photocontrol Shorting Cap
OA/RA1161=NEMA Twistlock Photocontrol - 120V
OA/RA1162=NEMA Twistlock Photocontrol - Multi-Tap
OA/RA1163=NEMA Twistlock Photocontrol - 208V
OA/RA1321=NEMA Twistlock Photocontrol - 347V
LB/HSS-21=Field Installed House Side Shield for "E" LightBARs [18]
LB/HSS-01=Field Installed House Side Shield for "F" LightBARs [18]

NOTES:
1. Customer is responsible for engineering analysis to confirm pole and fixture compatibility for all applications. Refer to our white paper WPS1001EN for additional support information.
2. Consult factory for other available options.
3. 21 LED LightBAR powered at 350mA, 7 LED LightBAR powered at 1A.
4. Lumen values based upon 4000K CCT, 350mA drive current, 25°C ambient operating temperature.
5. Not available with two circuit option.
6. Only for use with 480Y/Wye systems. Per NEC, not for use with ungrounded systems, impedance grounded systems or corner grounded systems (commonly known as Three Phase Three Wire Delta, Three Phase Four Wire Delta and Three Phase Three Wire Grounded Delta systems).
7. Kit not available with BLB/LDCLD options.
8. Wall mount arm and mounting plate included with fixture.
9. Specify voltage. Available in 120, 208, 240 or 277V. Not available with HA option.
10. Line-level output varies by bar count, consult factory. Not available with 347V or 480V.
11. Not available with 347V or 480V or with two circuit option. Not available with HA option.
12. Specify 120V or 277V. Available with E01 or F01 configurations only. 25°C ambient operating temperature.
13. Sensor housed in external box mounted to the luminaire. Replace XX with mounting height in feet for proper lens selection (e.g., MS-L20). Not available with HA option. Consult factory for more information.
14. Motion sensor for bi-level switching. Sensor housed in external box mounted to the luminaire. Available in E02-E04 and F02-F04 configurations. Replace X with number of lens operating in low output mode and replace XX with fixture mounting height for proper lens selection (e.g., MS/3-L20). Not available with HA option. Consult factory of more information.
15. Field installed house sensors are factory installed only requiring network components LWR-SM-1, LWR-GW-1, and LWR-PwB in appropriate quantities. See www.eaton.com/lighting for LumaWatt Pro application information.
16. Only for use with SL2, SL3 and SL4 distributions. Not available with L90 or R90 options.
17. Replace XX with color designation.
18. One required for each LightBAR. Not available with L90 or R90 options.

EATON
Powering Business Worldwide

Eaton
1121 Highway 74 South
Peachtree City, GA 30269
Phone: 770-486-4800
www.eaton.com/lighting

Specifications and dimensions subject to change without notice.

TD600013EN
January 24, 2018 5:04 PM

B SITE LIGHT FIXTURE
SCALE: N.T.S.

THE EXTERIOR LIGHTING DEPICTED ON THIS PLAN COMPLIES WITH THE REQUIREMENTS OF 6-14-4:3 (PERFORMANCE STANDARDS, EXTERIOR LIGHTING), PER SECTION 6-14-4:3.7. ONCE THE PLAN IS APPROVED, THE EXTERIOR LIGHTING OF THE PROPERTY SHALL CONFORM TO THE APPROVED PLAN.

PROPERTY OWNER _____

PLAN PREPARER_____

NORTH

GRAPHIC SCALE IN FEET
0 30 60 120

Call Before You Dig
JULIE
1-800-892-0123

No.	REVISIONS	DATE	BY

Kimley»Horn
© 2018 KIMLEY-HORN AND ASSOCIATES, INC.
1551 N. RIVER FOREST ROAD, SUITE 300,
LISLE, IL 60532
PHONE: 630-487-5550
WWW.KIMLEY-HORN.COM

SCALE: AS NOTED
DESIGNED BY: GAF
DRAWN BY: DA
CHECKED BY: MAC

CALAMOS® INVESTMENTS
HARBOUR CONTRACTORS, INC.

PHOTOMETRIC ANALYSIS

CITY GATE EVENT CENTRE
CORPORATE LANE
NAPERVILLE, IL 60563

ORIGINAL ISSUE: 3/23/2018
KHA PROJECT NO. 168646000
SHEET NUMBER
PH01

Drawing name: K:\PHA_Systems_LE Team\Misc Lighting Jobs\City Gate Event Center\2 Design\CAD\PlanSheets\PH1.0 – OVERALL SITE PHOTOMETRIC PLAN – V2.dwg 2.0 Jun 05, 2018 5:00pm by: danyal.ahmed
This document, together with the concepts and designs presented herein, as an instrument of service, is intended only for the specific purpose and client for which it was prepared. Reuse of and improper reliance on this document without written authorization and adaptation by Kimley-Horn and Associates, Inc. shall be without liability to Kimley-Horn and Associates, Inc.