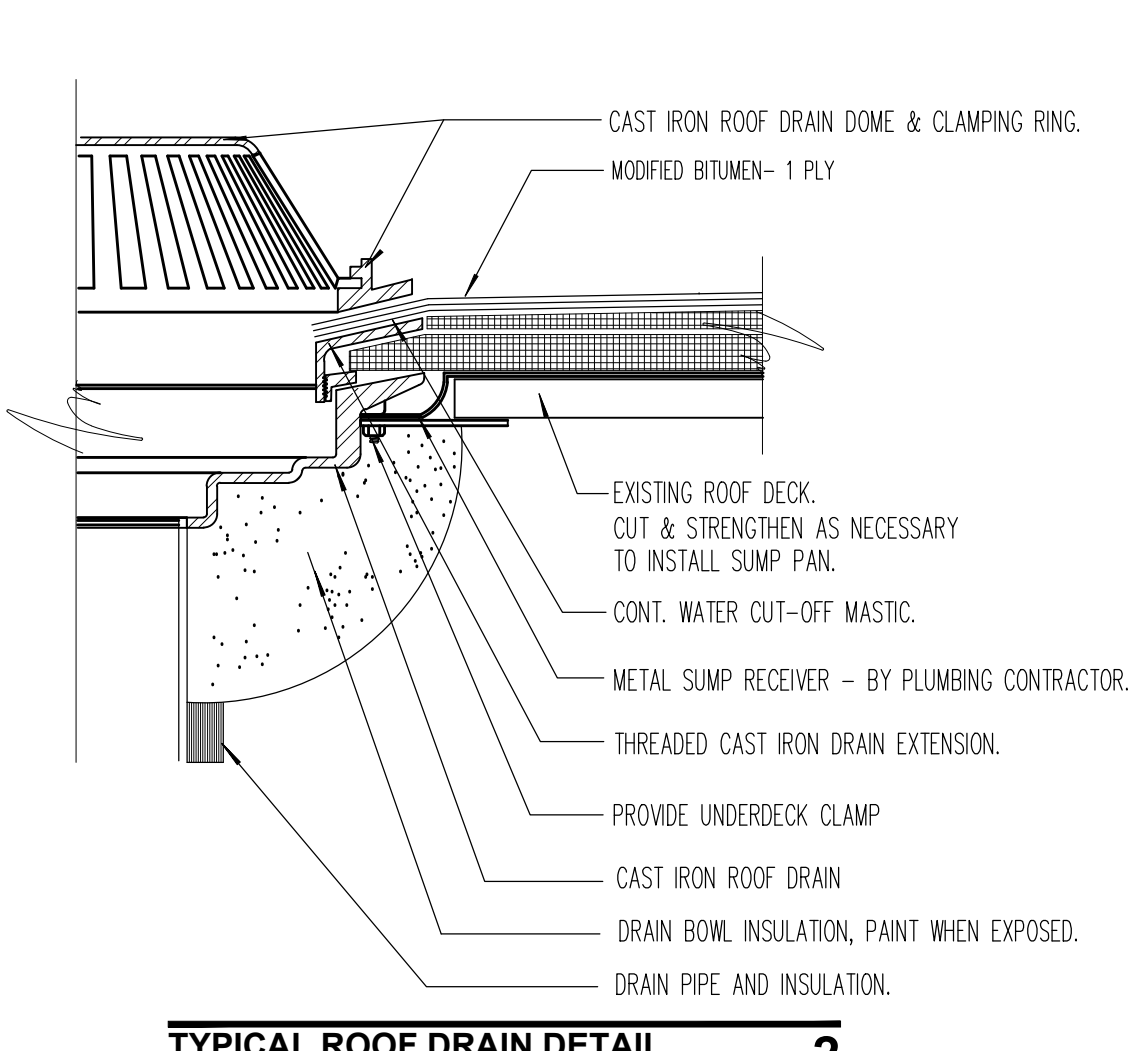
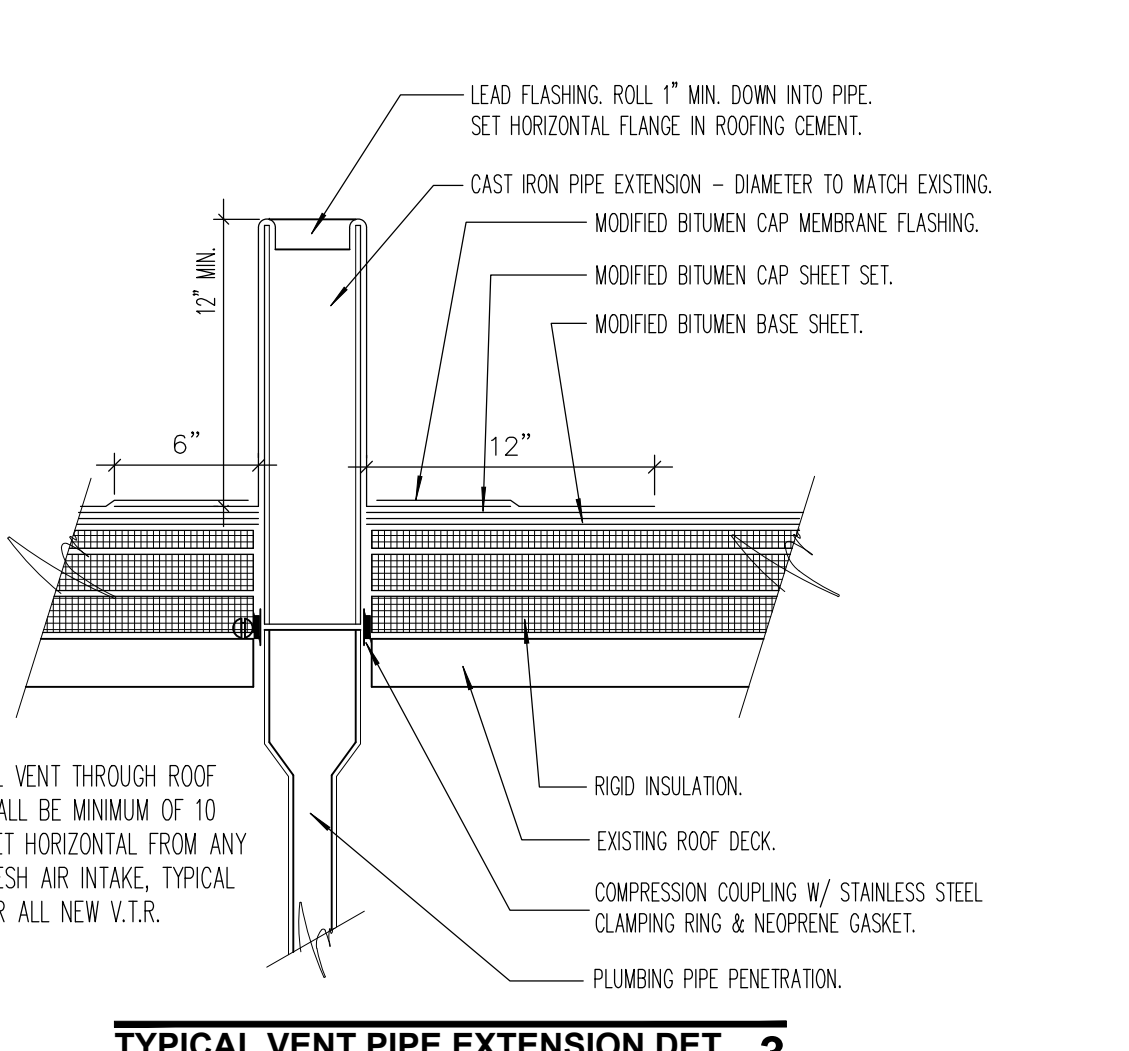


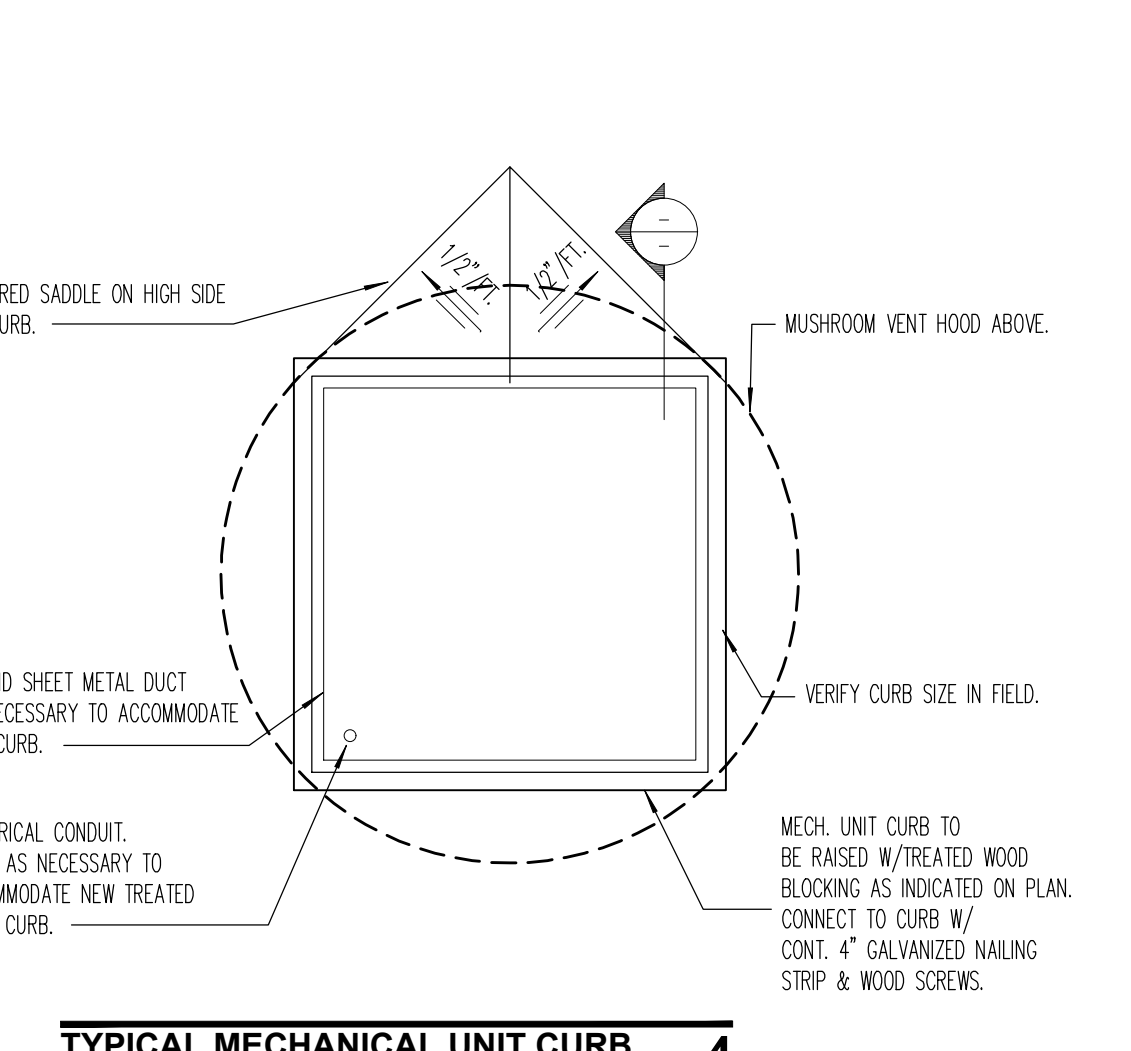
TYPICAL ROOF TERMINATION DETAIL 1
SCALE: NTS



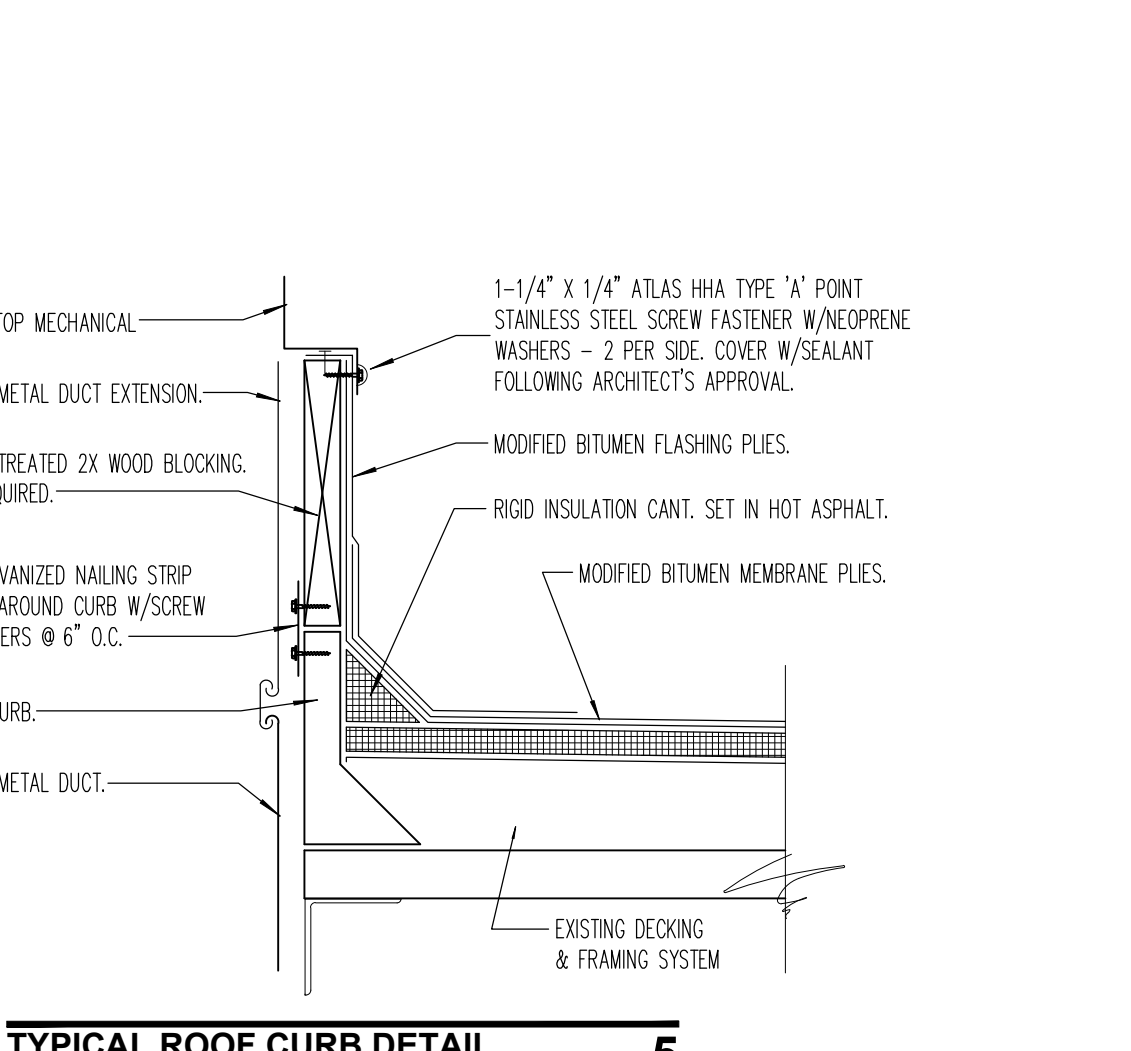
TYPICAL ROOF DRAIN DETAIL 2
SCALE: NTS



TYPICAL VENT PIPE EXTENSION DET. 3
SCALE: NTS



TYPICAL MECHANICAL UNIT CURB 4
SCALE: NTS



TYPICAL ROOF CURB DETAIL 5
SCALE: NTS

KEY NOTES

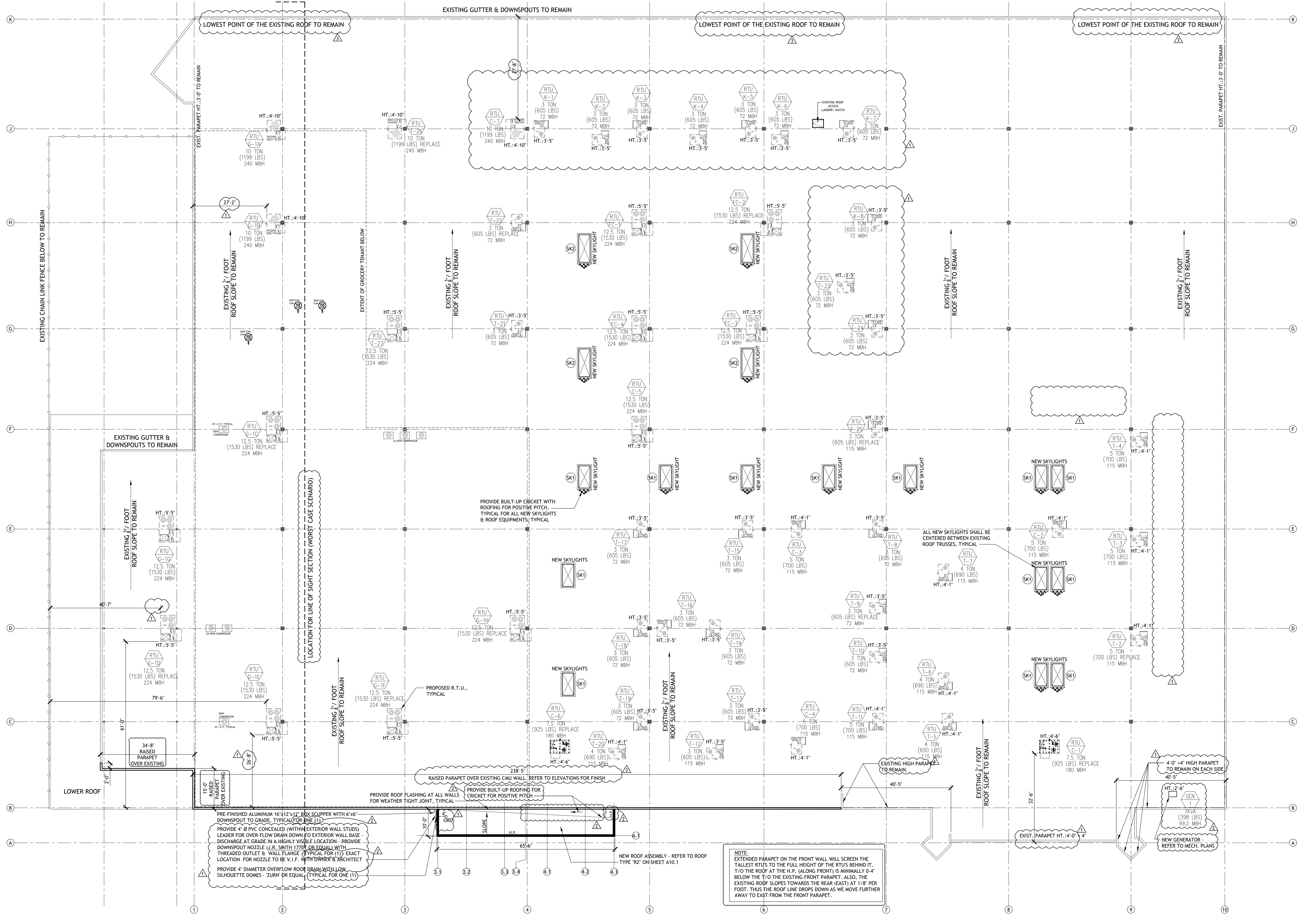
- ALL KEY NOTES ARE TAGGED WITH A CIRCLE AROUND THE NUMBER IN THE PLANS.
- LEGENDS**
- TAPERED INSULATION AT 1/2" PER FOOT SLOPE, U.N.O.
 - INDICATES STRUCTURAL SLOPE AT MIN. 1/8" PER FOOT
 - R.D. ROOF DRAIN WITH 4"X4" TAPERED INSULATION SUMP
 - D.S. DOWNSPOUT

FLASHING NOTES

- THE FOLLOWING NOTES APPLY TO, BUT ARE NOT LIMITED TO DETAILS.
- FIELD VERIFY ALL EXISTING CONDITIONS PRIOR TO SUBMITTING THE SHOP DRAWINGS &/OR FABRICATION.
 - ISOMETRIC DRAWINGS ARE DIAGRAMMATIC.
 - ALL FLASHING FLANGES ARE TO BE SET IN SEALANT.
 - FOLLOWING INSTALLATION OF THE FLASHING, APPLY SEALANT TO ALL EXPOSED LEADING EDGE.
 - ALL SCREW ANCHOR LOCATIONS TO HAVE PRE-DRILLED 5/16" PIVOT HOLES.
 - NON-EXPOSED SCREW ANCHORS INTO MASONRY ARE TO BE 1-1/4" X 3/16" TAPCONS.
 - EXPOSED SCREW ANCHORS INTO MASONRY ARE TO BE 1-1/4" X 1/4" TERS WITH NEOPRENE WASHERS.
 - EXPOSED SCREW FASTENERS INTO SHEET METAL TO BE 3/4" X 1/4" TERS WITH NEOPRENE WASHERS.
 - ALL EXPOSED SCREW FASTENERS ARE TO BE COVERED WITH SEALANT.

SHEET NOTES

- REFER TO SHEET A10.1 FOR EXISTING ROOF ASSEMBLY.
- REPAIR OR REPLACE ANY PART OF THE ROOFING FOUND TO HAVE DAMAGE OR LEAKAGE WITH SIMILAR CONSTRUCTION.
- ALL EXISTING GUTTERS & DOWNSPOUTS ARE TO REMAIN. THOROUGHLY CHECK GUTTERS, DOWNSPOUTS/SCUPPERS FOR ANY CLOGGING OR IN-OPERABILITY. ADDITIONALLY, REPAIR & REPLACE ANY ITEMS, IF FOUND TO HAVE ANY DAMAGE.
- ALL NEW ROOF PENETRATIONS, INCLUDING VENT STACKS, ROOF CURBS, AND PIPE SUPPORT CURBS ARE TO BE A MINIMUM OF 8" ABOVE THE ROOFING MEMBRANE.
- ALL COUNTER FLASHING, COPING, AND MISC. METAL FLASHING PIECES ARE TO HAVE CONTINUOUS BEAD OF SEALANT APPLIED AT THEIR END CONDITIONS.
- ALL EXPOSED FASTENERS TO BE CORROSION RESISTIVE. HAVE NEOPRENE WASHERS, AND BE COVERED W/ SEALANT.
- PROVIDE COUNTER FLASHING FOR ALL VERTICAL FLANGES ON END WALL FLASHING PIECES.
- WHEN CONDITIONS REQUIRE END WALL FLASHING TO BE INSTALLED, COORDINATE INSTALLATION SO THAT END WALL FLASHING AND COUNTER FLASHING COVERING IT ARE NOT DOUBLE FASTENED - ONLY ONE FASTENER IS REQUIRED TO SECURE BOTH PIECES.
- ALL EXISTING MASONRY PARAPETS SHALL BE SEALED FOR BUILDING WITHIN THE SCOPE OF WORK; IF NOT ALREADY EXISTING, PROVIDE MIN. ONE (1) COAT OF EXTERIOR GRADE BRICK MASONRY PRIMER & AT LEAST TWO (2) COATS OF EXTERIOR GRADE BRICK MASONRY COATING - FINAL FINISH TO BE VERIFIED WITH OWNERSHIP.
- ISOMETRIC DRAWINGS ARE DIAGRAMMATIC.
- ALL ROOF COVERINGS SHALL HAVE MIN. CLASS 'A' RATING IN ACCORDANCE WITH ASTM E108.
- REFER TO MECHANICAL PLANS AND COORDINATE ROOF TOP UNITS, EXHAUST FANS, MAKE-UP AIR & GAS PIPING LOCATIONS.
- PROVIDE PROPER SHEET METAL FLASHING OR ROOF FLASHING AND SEALANT AT ALL CURBS, MECHANICAL UNIT CURBS, ROOF INTERSECTIONS & AT ALL ROOF PENETRATIONS. FOLLOWING INSTALLATION OF THE FLASHING, APPLY SEALANT TO ALL EXPOSED LEADING EDGE.
- PROVIDE PRE-MOLDED PIPE BOOT ADHERED TO ROOF FLASHING FOR ALL PLUMBING VENTS' PENETRATIONS, TYPICAL.



ROOF PLAN
SCALE: 1/16" = 1'-0"

Document Record:

Issued Date	Description
02.26.2018	FOR PRELIMINARY VILLAGE REVIEW
06.14.2018	FOR SITE NUMBERS TO VILLAGE
07.17.2018	TRUSSED FOR PERMIT
12.04.2018	RESUBMITTED FOR PERMIT
01.07.2019	RESUBMITTED FOR PERMIT
02.04.2019	B.R.B. SUBMITTAL
02.04.2019	FIELD REVISIONS
03.26.2019	FIELD REVISIONS
05.15.2019	FIELD REVISIONS
06.04.2019	FIELD REVISIONS
06.28.2019	CITY COUNCIL REVIEW - ROOF SCREENING
07.17.2019	ADDENDUM TO PERMIT
07.29.2019	CITY SUBMITTAL
07.29.2019	ISSUED FOR CITY COUNCIL

150 NOT SCALE THE DRAWINGS. PURHOIT ARCHITECTS, INC. ASSUME NO RESPONSIBILITY FOR USE OF INCORRECT SCALE. CONTRACTOR SHALL VERIFY ALL EXISTING CONDITIONS PRIOR TO PROCEEDING WITH CONSTRUCTION. IN THE EVENT THAT THE CONTRACTOR DISCOVERS ANY ERROR, OMISSION OR CONFLICT AS TO THE INTENT OF THE CONTRACT DOCUMENTS WITH REGARD TO THE PROPER EXECUTION AND COMPLETION OF THE WORK, THE CONTRACTOR SHALL IMMEDIATELY NOTIFY THE OWNER OR THE ARCHITECT AND SEEK CORRECTION OR INTERPRETATION THEREOF PRIOR TO STARTING THE AFFECTED WORK.

THESE PLANS AND SPECIFICATIONS ARE PROTECTED UNDER FEDERAL COPYRIGHT LAWS. PURHOIT ARCHITECTS, INC. MAINTAINS OWNERSHIP OF SUCH AND ALL RIGHTS AND PRIVILEGES. THESE DRAWINGS ARE NOT TO BE REPRODUCED OR COPIED IN WHOLE OR PART. IT IS NOT TO BE USED ON ANY OTHER PROJECT.

PURHOIT ARCHITECTS
2020 E. Algonquin Rd., Suite 302
Schaumburg, IL 60173
Tel. (847) 496-5322
Cell. (847) 757-1618
shipa@purhoitarchitects.com
www.purhoitarchitects.com

Mall of India
(Phase 1: Core & Shell)
Fox River Common's Shopping Center: 776 S. Route 59, Naperville, IL 60540

Issue Date: 07.29.2019
Drawn By: PAI

Sheet: EXISTING ROOF PLAN
A5.0

PAI PROJECT NUMBER
18110.00