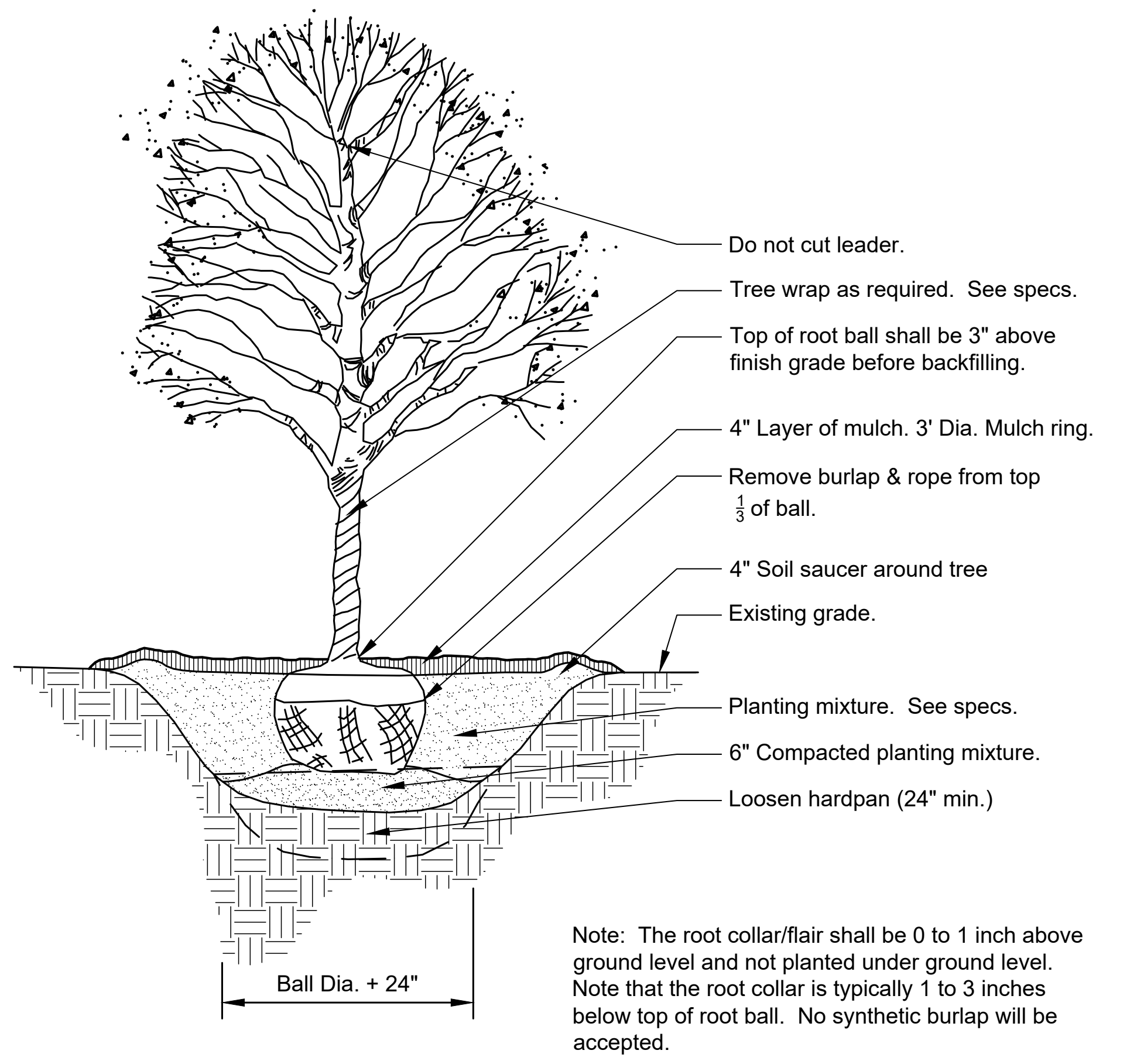
Do not cut leader.
Tree wrap as required. See specs.
Top of root ball shall be 3" above finish grade before backfilling.
4" Layer of mulch. 3' Dia. Mulch ring.
Remove burlap & rope from top $\frac{1}{3}$ of ball.
4" Soil saucer around tree
Existing grade.
Planting mixture. See specs.
6" Compacted planting mixture.
Loosen hardpan (24" min.)
Ball Dia. + 24"

Note: The root collar/flair shall be 0 to 1 inch above ground level and not planted under ground level. Note that the root collar is typically 1 to 3 inches below top of root ball. No synthetic burlap will be accepted.

1 DECIDUOUS TREE PLANTING

1/4" = 1'-0"

32 9343.33-20

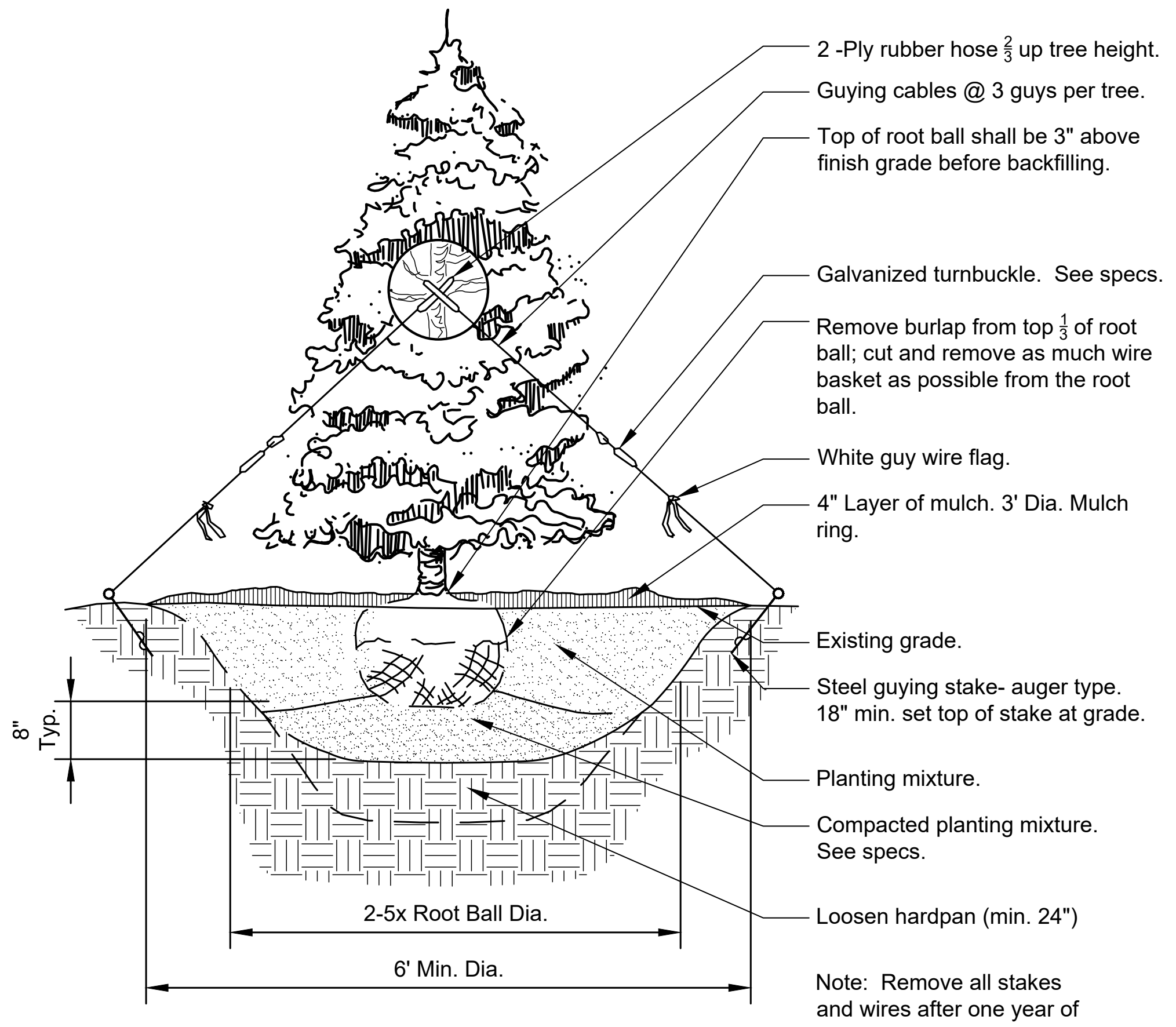
2 -Ply rubber hose $\frac{2}{3}$ up tree height.
Guying cables @ 3 guys per tree.
Top of root ball shall be 3" above finish grade before backfilling.
Galvanized turnbuckle. See specs.
Remove burlap from top $\frac{1}{3}$ of root ball; cut and remove as much wire basket as possible from the root ball.
White guy wire flag.
4" Layer of mulch. 3' Dia. Mulch ring.
Existing grade.
Steel guying stake- auger type. 18" min. set top of stake at grade.
Planting mixture.
Compacted planting mixture. See specs.
Loosen hardpan (min. 24")
8" Typ.
2-5x Root Ball Dia.
6' Min. Dia.

Note: Remove all stakes and wires after one year of growth.

2 CONIFER TREE PLANTING

1/4" = 1'-0"

32 9343.46-01

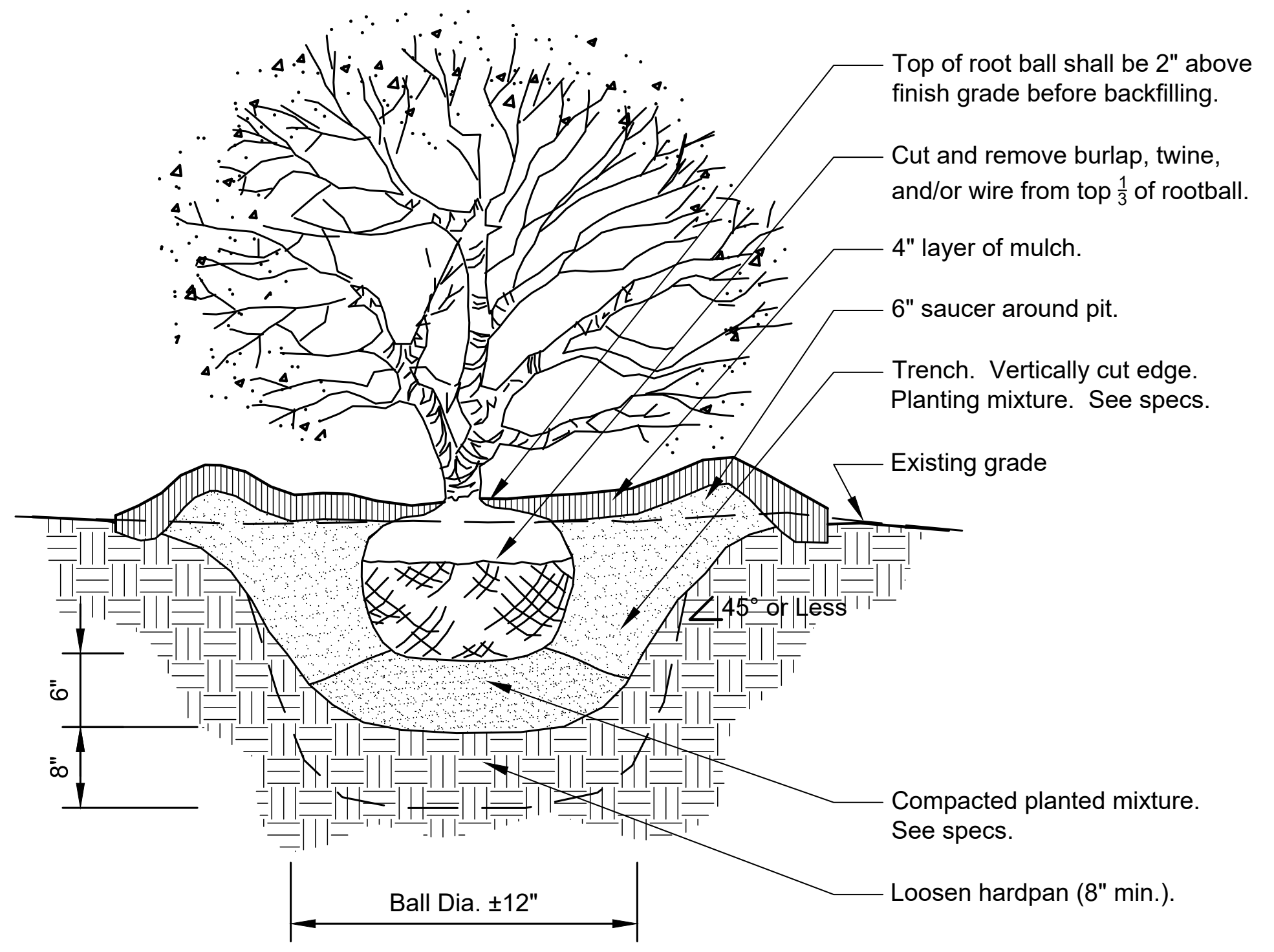
Top of root ball shall be 2" above finish grade before backfilling.
Cut and remove burlap, twine, and/or wire from top $\frac{1}{3}$ of rootball.
4" layer of mulch.
6" saucer around pit.
Trench. Vertically cut edge. Planting mixture. See specs.
Existing grade
45° or Less
6"
8"
Compacted planted mixture. See specs.
Loosen hardpan (8" min.).
Ball Dia. ±12"

3 SHRUB PLANTING DETAIL

3/4" = 1'-0"

32 9333.16-05

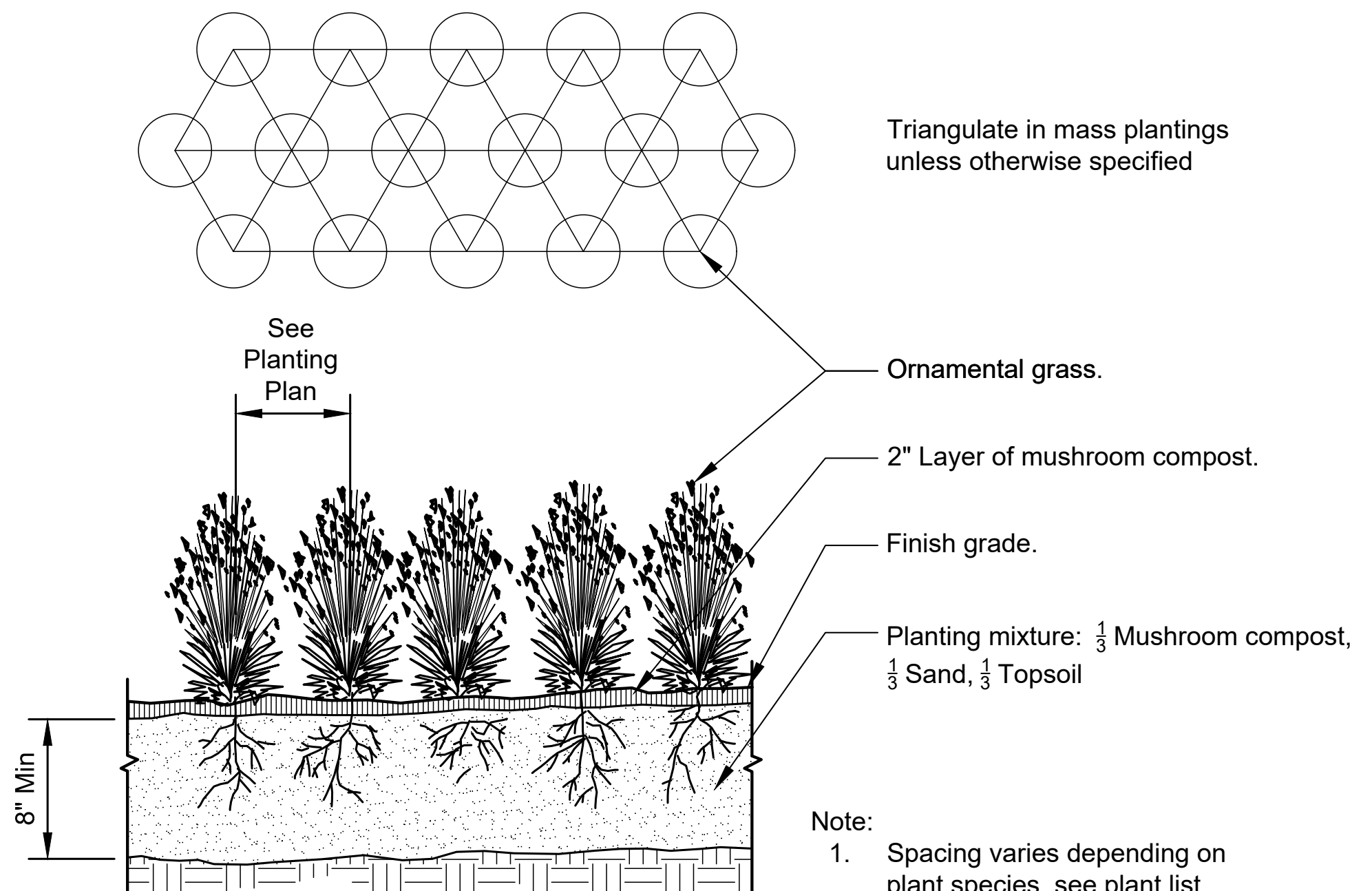
Triangulate in mass plantings unless otherwise specified
See Planting Plan
Ornamental grass.
2" Layer of mushroom compost.
Finish grade.
Planting mixture: $\frac{1}{3}$ Mushroom compost, $\frac{1}{3}$ Sand, $\frac{1}{3}$ Topsoil
8" Min

Note:
1. Spacing varies depending on plant species, see plant list.
2. Remove plastic planting container before planting. Use care to keep the root system intact.

4 ORNAMENTAL GRASS PLANTING

1" = 1'-0"

32 9313-01

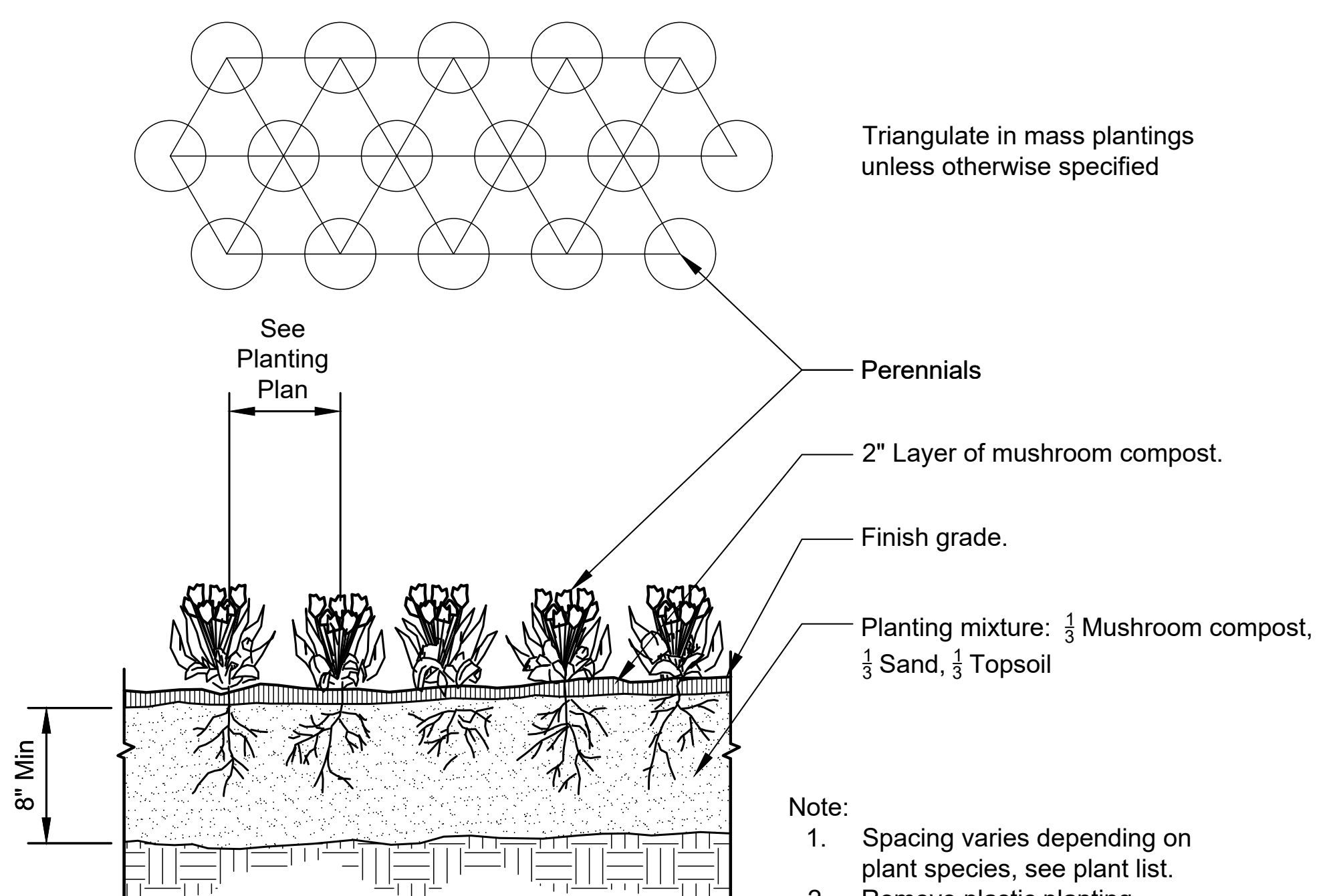
Triangulate in mass plantings unless otherwise specified
See Planting Plan
Perennials
2" Layer of mushroom compost.
Finish grade.
Planting mixture: $\frac{1}{3}$ Mushroom compost, $\frac{1}{3}$ Sand, $\frac{1}{3}$ Topsoil
8" Min

Note:
1. Spacing varies depending on plant species, see plant list.
2. Remove plastic planting container before planting. Use care to keep the root system intact.

5 PERENNIAL / ANNUAL PLANTING

1" = 1'-0"

32 9313-02

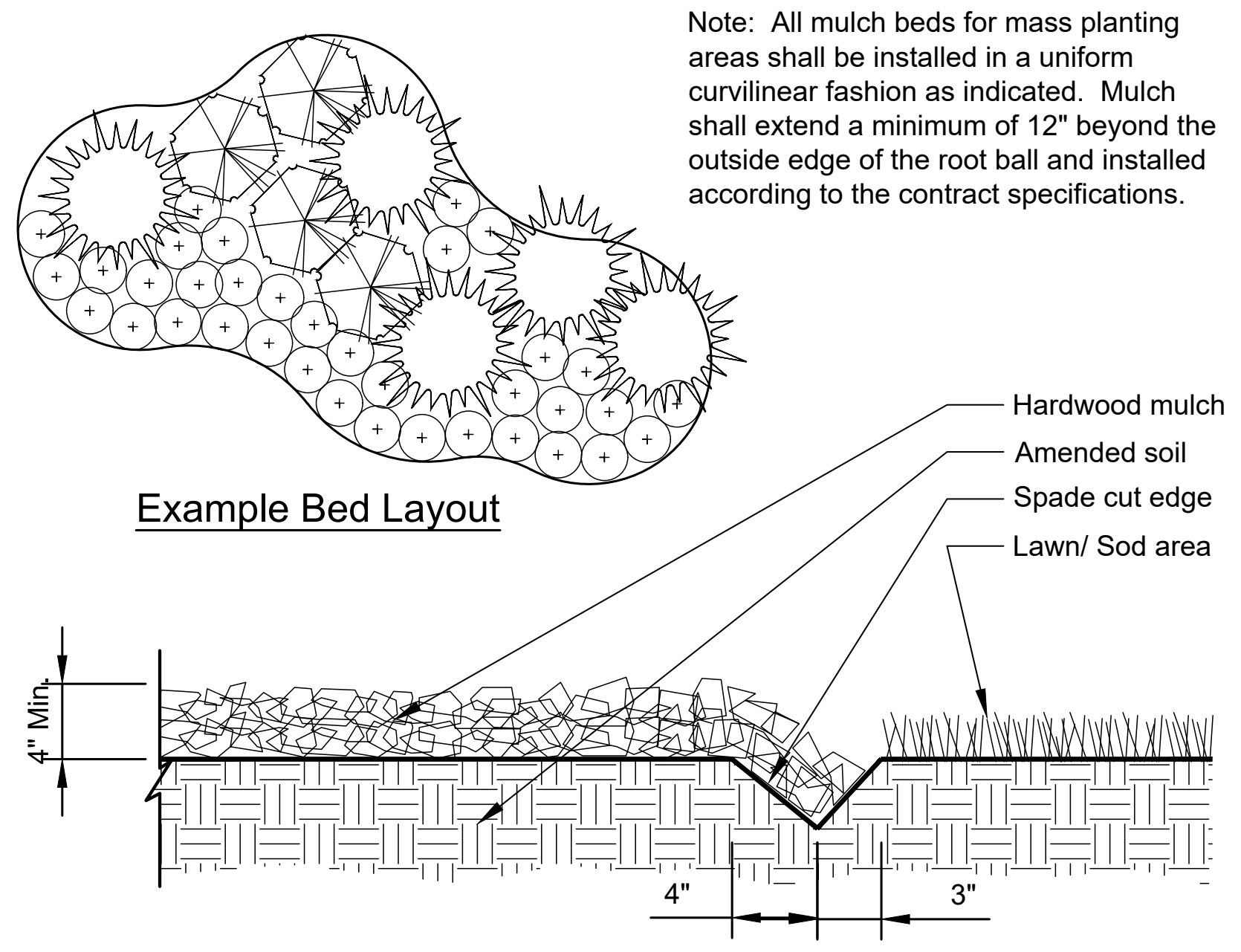
Example Bed Layout
Hardwood mulch
Amended soil
Spade cut edge
Lawn/ Sod area
4" Min.
4"
3"

Note: All mulch beds for mass planting areas shall be installed in a uniform curvilinear fashion as indicated. Mulch shall extend a minimum of 12" beyond the outside edge of the root ball and installed according to the contract specifications.

6 CONTINUOUS MULCH EDGING

1" = 1'-0"

32 9113.26-01

PLANT SCHEDULE

DECIDUOUS TREES	QTY	BOTANICAL NAME	COMMON NAME	SIZE	CONTAINER		REMARKS
ACE AMS	7	Acer x freemanii 'Armstrong'	Armstrong Freeman Maple	2.5" Cal.	B&B		
GIN BIL	7	Ginkgo biloba	Maidenhair Tree	2.5" Cal.	B&B		
TAX DIS	8	Taxodium distichum	Bald Cypress	2.5" Cal.	B&B		
TIL SHA	3	Tilia cordata 'Baileyi' TM	Shamrock Littleleaf Linden	2.5" Cal.	B&B		
DECIDUOUS SHRUBS	QTY	BOTANICAL NAME	COMMON NAME	SIZE	CONTAINER		REMARKS
ARO LSC	166	Aronia melanocarpa 'UCONNAM165' TM	Low Scape Mound Black Chokeberry	1 gal.	Pot		
CLE SIX	86	Clethra alnifolia 'Sixteen Candles'	Sixteen Candles Summersweet	3 gal.	Pot		
PHY XKO	43	Diervilla x 'G2X885411' TM	Kodiak Red Diervilla	3 gal.	Pot		
HYD VIM	11	Hydrangea paniculata 'Kolmavesu' TM	Lavalamp Flare Panicle Hydrangea	3 gal.	Pot		
HYD UUE	121	Hydrangea serrata 'MAKD' TM	Tiny Tuff Stuff Mountain Hydrangea	1 gal.	Pot		
RHU GRO	70	Rhus aromatica 'Gro-Low'	Gro-Low Fragrant Sumac	1 gal.	Pot		
ORNAMENTAL GRASSES	QTY	BOTANICAL NAME	COMMON NAME	SIZE	CONTAINER		REMARKS
PAN SHD	32	Panicum virgatum 'Shenandoah'	Shenandoah Switch Grass	1 gal.	Pot		
SES AUT	12	Sesleria autumnalis	Autumn Moor Grass	1` Ht.	Pot		
SPO AIR	4	Sporobolus airoides	Alkali Sacaton	1 gal.	Pot		

City of Naperville Required Landscaping

PARKWAY LANDSCAPING REQUIREMENT

One approved species of parkway tree per 40 feet of street or internal drive frontage, not less than 4 feet from established sidewalk line, exclusive of widths of curb cuts and 30 foot line of sight triangle at intersections of two streets. Trees shall be minimum 2.5" trunk diameter.

Provided: West internal parkway trees are spaced at no more
than 40' on center. **Requirement is met.**
South internal parkway trees have insufficient
space to be planted; **Variance is being requested.**

PERIMETER LANDSCAPING REQUIREMENTS

Shade trees (min. 2.5" diameter) and/or evergreen trees (min. 6' height) not more than 70 feet apart along all property lines. **Requirement is met.**

FOUNDATION LANDSCAPING REQUIREMENTS

Foundation plantings shall be located adjacent to all sides of buildings which face a public right-of-way or internal drive in a planting bed a minimum of 2 feet in width. These plantings shall consist of a minimum of one plant per every 3 linear feet of building length.

Particular attention should be paid to providing transitions between the building and ground plane, visual breaks along monotonous building facades, and enhancing walkways, entrances, seating areas or other pedestrian areas.

Required: 2' wide foundation planting bed

Provided: Foundation beds are a minimum of 3' wide

Building frontage: 196 lf. / 3 = 65 plants

Required: 1 plant per 3 l.f. of building frontage (65 plants)

Provided: 46 shrubs, 48 ornamental grasses.

Requirement is met.

PARKING LOT INTERIOR LANDSCAPING

Landscape islands (min. of 130 square feet in area and min. 8 feet in width) at end of each parking row and such that no more than 20 adjacent parking spaces are located without a landscaping area.

One shade tree (min. 2.5" diameter) per 130 square feet of landscape island. Minimum of 50% of every landscape island shall be planted with live plant material to a maximum height of 30" at maturity.

Requirement is met.

PARKING LOT PERIMETER LANDSCAPING

Min. 5 foot-wide landscape area required around that part of the perimeter of all parking lots which abut another parcel or the public right-of-way (ROW). If the perimeter landscape area is interrupted for an access drive, required planting along this lot line shall be located elsewhere on site.

Across from public ROW, internal drives, or non-residential property, landscaping required across 50% of the parking lot, exclusive of driveways, to a min. height of 30". Such landscaping shall be shrubs or hedges spaced at a max. of 4 feet on center. Shade trees (min. 2.5" diameter) at no more than 70 feet apart, exclusive of access drives.

Parking Lot perimeter - 592 lineal feet adjacent to internal drives

592 l.f. / 70 l.f. = 8.45 (8 trees)
592 l.f. x 50% = 296 linear feet of parking perimeter bed

Required - 8 canopy trees, 296 linear feet of beds

Provided - 8 canopy trees, 303 linear feet of beds

UTILITY SEPARATION REQUIREMENT

Trees - 10 feet horizontally from utility structures, 5 feet horizontally from sanitary, sewer, and water services.

The landscape plants comply with the separation distances from utility services and structures as required by Subsection 5-10-3.9 of Chapter 10 of the Municipal Code.

No obstructions shall be placed within four (4') feet of the front and two (2') feet of the sides of the electrical meter. Per Naperville Service Rules and Policies 22.2.F.

This electrical requirement is met, per plans.

Call Before You Dig
JULIE
ILLINOIS
ONE-CALL SYSTEM
Simply Call 811

JENNIFER HENDRICKS
157-001253
JHendricks
SEAL
Date: 1/7/2022

Jennifer Hendricks, ASLA, PLA
Illinois Registered Landscape Architect # 157-001253

DATE	REVISIONS	DRAWN BY
4/6/2022	PER BASESITE ADJUSTMENTS	JSH

Manhard™ CONSULTING
700 Springer Drive, Lombard, IL 60148 ph:630.691.8500 fx: 630.691.8585 manhard.com
Civil Engineers | Surveyors | Water Resource Engineers | Water & Waste Water Engineers
Construction Managers | Environmental Scientists | Landscape Architects | Planners

EASTGATE OUTLOT DEVELOPMENT
OGDEN AVENUE & IROQUOIS AVENUE
LANDSCAPE COVER SHEET

PROJ. MGR.: ----
PROJ. ASSOC.: ----
DRAWN BY: JSH
DATE: 1/7/2022
SCALE: 1"=20'

SHEET
L1 OF L4
NCP.NVIL01

April 12, 2022 - 11:27 Dwg Name: \\mcl-lo-nas\Projects-VH\Ncpnvil01\dwg\Landplan\Preliminary\01-Landscape-Plan.dwg Updated By: JHendricks

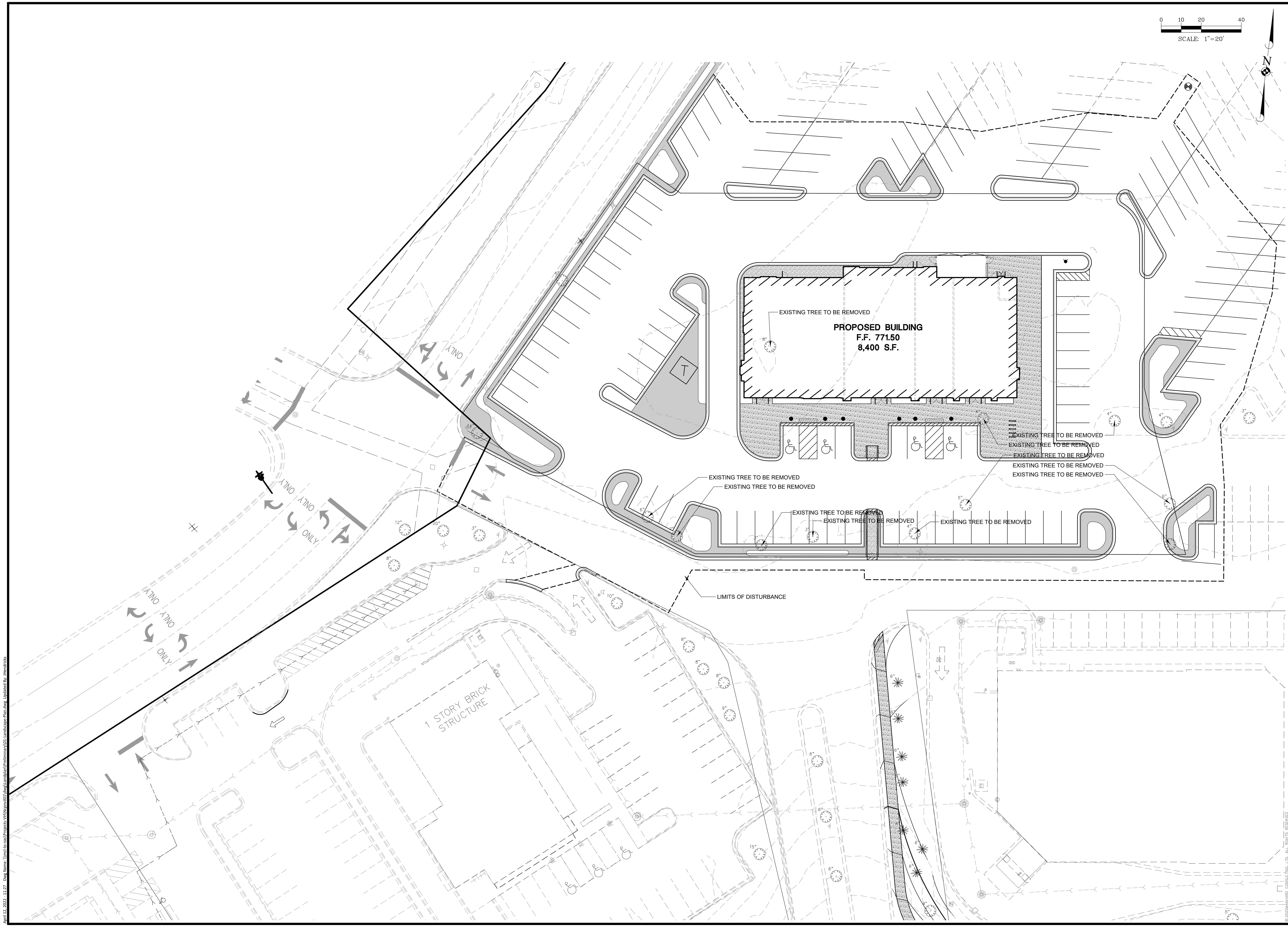
0 10 20 40
SCALE: 1"=20'
N
PROPOSED BUILDING
F.F. 771.50
8,400 S.F.
EXISTING TREE TO BE REMOVED
EXISTING TREE TO BE REMOVED
EXISTING TREE TO BE REMOVED
EXISTING TREE TO BE REMOVED
EXISTING TREE TO BE REMOVED
EXISTING TREE TO BE REMOVED
EXISTING TREE TO BE REMOVED
EXISTING TREE TO BE REMOVED
EXISTING TREE TO BE REMOVED
EXISTING TREE TO BE REMOVED
EXISTING TREE TO BE REMOVED
EXISTING TREE TO BE REMOVED
LIMITS OF DISTURBANCE
T
ONLY
ONLY
ONLY
ONLY
ONLY
ONLY
ONLY
1 STORY BRICK STRUCTURE

April 12, 2022 - 11:27 Dwg Name: \\mcl-lo-nas\Projects-VH\Ncpnvil01\dwg\Landplan\Preliminary\01-Landscape-Plan.dwg Updated By: JHendricks

DATE	REVISIONS	DRAWN BY
4/6/2022	PER BASESITE ADJUSTMENTS	JSH

Manhard CONSULTING™
700 Springer Drive, Lombard, IL 60148 ph:630.691.8500 fx: 630.691.8585 manhard.com
Civil Engineers | Surveyors | Water Resource Engineers | Water & Waste Water Engineers
Construction Managers | Environmental Scientists | Landscape Architects | Planners

EASTGATE OUTLOT DEVELOPMENT
OGDEN AVENUE & IROQUOIS AVENUE
TREE REMOVALS

PROJ. MGR.: ----
PROJ. ASSOC.: ----
DRAWN BY: JSH
DATE: 1/7/2022
SCALE: 1"=20'

SHEET
L2 OF L4
NCP.NVIL01

Legend:

▨	TURF

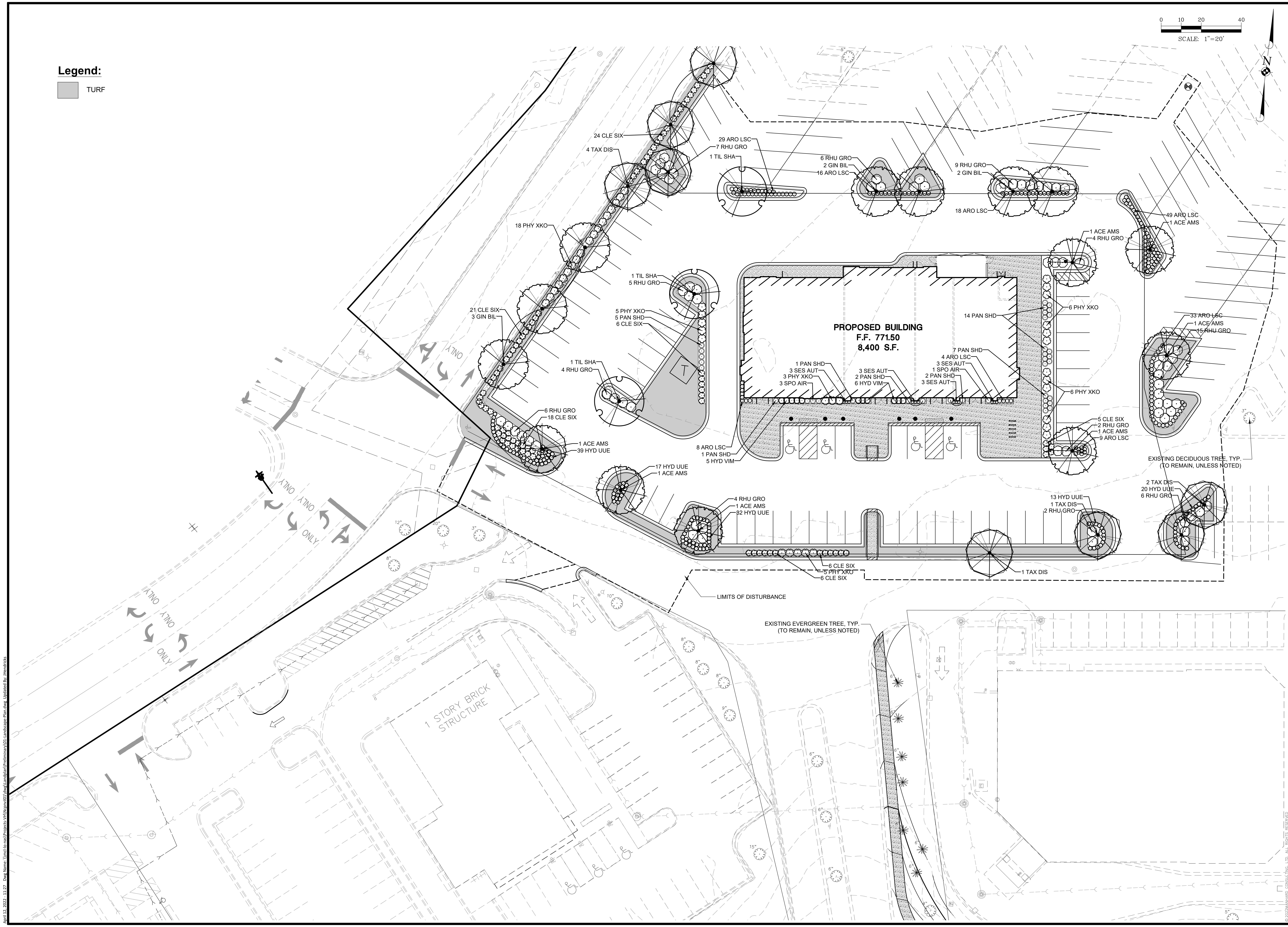
0 10 20 40
SCALE: 1"=20'
N
24 CLE SIX
4 TAX DIS
29 ARO LSC
7 RHU GRO
1 TIL SHA
6 RHU GRO
2 GIN BIL
16 ARO LSC
9 RHU GRO
2 GIN BIL
18 ARO LSC
18 PHY XKO
49 ARO LSC
1 ACE AMS
1 ACE AMS
4 RHU GRO
1 TIL SHA
5 RHU GRO
21 CLE SIX
3 GIN BIL
5 PHY XKO
5 PAN SHD
6 CLE SIX
6 PHY XKO
14 PAN SHD
PROPOSED BUILDING
F.F. 771.50
8,400 S.F.
33 ARO LSC
1 ACE AMS
15 RHU GRO
7 PAN SHD
4 ARO LSC
3 SES AUT
1 SPO AIR
2 PAN SHD
3 SES AUT
1 PAN SHD
3 SES AUT
3 PHY XKO
3 SPO AIR
3 SES AUT
2 PAN SHD
6 HYD VIM
1 TIL SHA
4 RHU GRO
T
6 PHY XKO
6 RHU GRO
18 CLE SIX
1 ACE AMS
39 HYD UUE
5 CLE SIX
2 RHU GRO
1 ACE AMS
9 ARO LSC
8 ARO LSC
1 PAN SHD
5 HYD VIM
EXISTING DECIDUOUS TREE, TYP.
(TO REMAIN, UNLESS NOTED)
3"
17 HYD UUE
1 ACE AMS
2 TAX DIS
20 HYD UUE
6 RHU GRO
13 HYD UUE
1 TAX DIS
2 RHU GRO
4 RHU GRO
1 ACE AMS
32 HYD UUE
6 CLE SIX
5 PHY XKO
6 CLE SIX
1 TAX DIS
LIMITS OF DISTURBANCE
EXISTING EVERGREEN TREE, TYP.
(TO REMAIN, UNLESS NOTED)
ONLY
ONLY
ONLY
ONLY
ONLY
ONLY
1 STORY BRICK STRUCTURE
12"
20"
3"
8"
10"
9"
6"
15"
6"

DATE	REVISIONS	DRAWN BY
4/6/2022	PER BASESITE ADJUSTMENTS	JSH

Manhard™ CONSULTING
700 Springer Drive, Lombard, IL 60148 ph:630.691.8500 fx: 630.691.8585 manhard.com
Civil Engineers | Surveyors | Water Resource Engineers | Water & Waste Water Engineers
Construction Managers | Environmental Scientists | Landscape Architects | Planners

EASTGATE OUTLOT DEVELOPMENT
OGDEN AVENUE & IROQUOIS AVENUE
LANDSCAPE PLAN

PROJ. MGR.: ----
PROJ. ASSOC.: ----
DRAWN BY: JSH
DATE: 1/7/2022
SCALE: 1"=20'

SHEET
L3 OF L4
NCP.NVIL01

April 12, 2022 - 11:27 Dwg Name: \\mcl-lo-nas\Projects-VH\Ncpnvil01\dwg\Landplan\Preliminary\01-Landscape-Plan.dwg Updated By: JHendricks

GENERAL PLANTING SPECIFICATIONS:

PART 1 - GENERAL

1-01 DESCRIPTION:

A. Provide trees, shrubs, perennials and groundcovers as shown and specified. This work includes:
   1. Spreading of topsoil or soil preparation
   2. Trees, shrubs, perennials and groundcovers
   3. Planting mixes
   4. Mulch and planting accessories
   5. Fertilizer and herbicide
   6. Maintenance
   7. Warranty of plant material

B. The Contractor shall verify all existing conditions and dimensions in the field prior to bidding and report any discrepancies to the Owner or his/her representative.

1-02 QUALITY ASSURANCE:

A. Comply with site work requirements

B. Plant names indicated must comply with 'Standardized Plant Names' as adopted by the latest edition of the American Joint Committee of Horticultural Nomenclature. Names of varieties which are not listed should conform with those generally accepted by the nursery trade. Stock should be legibly tagged.

C. All plant materials shall conform to the 'American Standards for Nursery Stock' (ASNS), latest edition, published by the American Association of Nurserymen, Washington, D.C.

D. All plant material shall be grown and supplied within a 50 mile radius of the project for a minimum of two full growing seasons.

E. Adhere to sizing requirements as listed in the plant list and/or bid form for the project. A plant shall be measured in its natural standing position.

F. Stock that is furnished shall be at least the minimum size shown. With permission of the landscape architect, substitution from the specified plant list will be accepted only when satisfactory evidence in writing is submitted to the landscape architect, showing that the plant specified is not available. Requests for approval of substitute plant material shall include common and botanical names and size of substitute material. Only those substitutions of at least equivalent size and character to that of the specified material will be approved. Stock which is larger than that which is specified is acceptable with permission of the landscape architect, providing there is no additional cost and that the larger plant material will not be cut down in order to conform to the size indicated.

G. All shrubs shall be dense in form. Shrub liners do not meet these specifications. Shrubs specified by height shall have a spread that is equal to the height measurement. Shrubs which are specified by spread shall exhibit the natural growth habit of the plant by having a greater spread than height.

H. All plant materials are subject to inspection and approval. The landscape architect and Owner reserve the right to select and tag all plant material at the nursery prior to planting. The landscape architect and Owner reserve the right to inspect plant material for size and condition of root systems, the presence of insects and diseases, injuries and latent defects (due to Contractor negligence or otherwise), and to reject unacceptable plant material at any time during progress of the project.

I. Container grown deciduous and/or evergreen shrubs will be acceptable in lieu of balled and burlapped shrubs subject to specified limitations for container grown stock. Size of container grown material must conform to size/height requirements of plant list.

1-03 DELIVERY, STORAGE & HANDLING:

A. Fertilizer shall be delivered in original, unopened and undamaged packaging. Containers shall display weight, analysis and manufacturer's name. Store fertilizer in a manner that will prevent wetting and deterioration.

B. Take all precautions customary concerning proper trade practice in preparing plants for transport. Plants shall be dug, packed and transported with care to ensure protection against injury. Inspection certificates required by law shall accompany each shipment invoice or order to stock and on arrival, the certificate shall be filed with the landscape architect . All plants must be protected from drying out. If plant material cannot be planted immediately upon delivery, said material should be properly protected in a manner that is acceptable to the landscape architect . Heeled-in plants must be watered daily. No plant shall be bound with rope or wire in a manner that could strip bark or break or shear branches.

C. Plant material transported on open vehicles should be covered with a protective covering to prevent wind burn.

D. Dry, loose topsoil shall be provided for planting bed mixes. Muddy or frozen topsoil is unacceptable as working with medium in this condition will destroy its structure, making root development more difficult.

1-04 PROJECT CONDITIONS:

A. Notify landscape architect at least seven (7) working days prior to installation of plant material.

B. It shall be the Contractor's responsibility to locate and protect all existing above and below ground utilities. Utilities can be located and marked (in Illinois) by calling J.U.L.I.E. at (800)892-0123.

C. The Contractor shall provide, at his/her own expense, protection against trespassing and damage to seeded areas, planted areas, and other construction areas until the preliminary acceptance. The Contractor shall provide barricades, temporary fencing, signs, and written warning or policing as may be required to protect such areas. The Contractor shall not be responsible for any damage caused by the Owner after such warning has been issued.

D. The Contractor shall be responsible for the protection of crowns, trunks and roots of existing trees, plus shrubs, lawns, paved areas and other landscaped areas that are to remain intact. Existing trees, which may be subject to construction damage, shall be boxed, fenced or otherwise protected before any work is started. The Owner desires to preserve those trees within and adjacent to the limits of construction except those specifically indicated to be removed on the Drawings. The contractor shall erect protective tree fencing and tree armor at locations indicated on the drawings and around all trees on site which are to be preserved. Protective fencing shall be erected between the limits of construction and any tree preservation areas shown on the Drawings.

E. A complete list of plants including a schedule of sizes, quantities and other requirements is shown on the Drawings and on the bid form. In the event that quantity discrepancies or material omissions occur in the plant materials list, the planting plans shall govern.

1-05 PRELIMINARY ACCEPTANCE:

A. All plantings shall be maintained by the Contractor for a period of 90 days after preliminary acceptance by the Owner or his/her representative. Maintenance shall include, but is not limited to: mowing and edging turf, pulling weeds, watering turf and plant material and annual flower maintenance.

1-06 WARRANTY:

A. All plant material (excluding annual color), shall be warranteed for one (1) year after the end of the 90 day maintenance period. The end of the maintenance period is marked by the final acceptance of the Contractor's work by the Owner or his/her representative. Plant materials will be warranteed against defects including death and unsatisfactory growth, except for defects resulting from abuse or damage by others, or unusual phenomena or incidents which are beyond the control of the Contractor. The warranty covers a maximum of one replacement per item.

PART 2 - PRODUCTS

2-01 PLANT MATERIALS:

A. Plants: Provide typical of their species or variety, with normal, densely developed branches and vigorous, fibrous root systems. Only sound, healthy, vigorous plants which are free from sunscald injuries, disfiguring knots, frost cracks, abrasions of the bark, plant diseases, insect eggs, borers, and all forms of infestation shall be provided. All plants shall have a fully developed form without voids and open patches.
   1. Balled and burlapped plants shall have a firm natural ball of earth of sufficient diameter and depth to encompass a root system necessary for a full recovery of the plant. Root ball sizes shall comply with the latest edition of the 'American Standards for Nursery Stock' (ASNS). Root balls that are cracked or mushroomed are unacceptable.

   2. Container grown stock should be grown for an amount of time that is of sufficient length for the root system to have developed enough to hold its soil togehter, firm and whole. Plants will not be loose in their containers, nor shall they be pot-bound and all container grown stock will comply with the sizes stated on the plant list.

   3. No evidence of wounds or pruning cuts shall be allowed unless approved by the Landscape Architect.

   4. Evergreen trees shall be branched to the ground. The height of evergreen trees are determined by measuring from the ground to the first lateral branch closest to the top. Height and/or width of other trees are measured by the mass of the plant not the very tip of the branches.

   5. Shrubs and small plants shall meet the requirements for spread and/or height indicated in the plant list. The height measurement shall be taken from ground level to the average height of the top of the plant, not the longest branch. Single stem or thin plants will not be accepted. Side branches shall be flushed with growth and have good form to the ground. Plants shall be in a moist, vigorous condition, free from dead wood, bruises or other root or branch injuries.

2-02 ACCESSORIES:

A. Topsoil:
   1. Topsoil shall be fertile, natural topsoil of a loamy character, without admixture of subsoil material. Topsoil shall be reasonably free from clay, lumps, coarse sand, stones, plants, roots, sticks and other foreign materials with a pH between 6.5 to 7.0.

B. Topsoil for seed areas shall be a minimum of 6".

C. Soil amendments shall be as follows:
   1. For trees and shrubs the plant pit will be backfilled with pulverized black dirt.

   2. For perennials and ornamental grasses the soil mixture will be as follows: CM-63 General Purpose Peat Based Mix as supplied by Midwest Trading. Top beds with 8" of CM-63 and till into existing beds to a depth of 8". Soil mixtures are available from Midwest Trading. Midwest Trading, St. Charles, IL 60174 (630) 365-1990

D. Fertilizer:
   1. For trees and shrubs use: 14-4-6 briquettes 17 g or equivalent available from Arthur Clesen, Inc. Follow manufacturer's recommendation for application. Arthur Clesen, Inc. 543 Diens Drive, Wheeling, IL 60090 (847)537-2177

   2. For turf areas use 6-24-16 Clesen Fairway with micronutrients with minor elements 3.0 % S, .02% B, .05% Cu, 1.0% Fe, .0006% Mo, .10% Mn available from Arthur Clesen or approved equal.

E. Herbicide:
   1. Round-Up or approved equal

F. Mulch:
   1. Bark mulch shall be finely shredded hardwood bark which has been screened and is free of any green foliage, twigs, rocks, sawdust, wood shavings, growth or germination inhibiting ingredients, or other foreign materials. Bark mulch is available from Midwest Trading.

   2. Mushroom compost as available from Midwest Trading.

G. Water:
   1. Water service will be available on the site, with the cost of water being paid by the Owner. Transporting of the water from the source to the work areas shall be the responsibility of the Landscape Contractor. All necessary hose, piping, tank truck, etc. shall be supplied by the Landscape Contractor.

H. Guying:
   1. Stakes: 5/8" x 40" steel eye anchor with 4" helix

   2. Cable:
      a. Trees under 5": flexible 1/8" galvanized aircraft cable, 7x7 strand or approved equal
      b. Trees 5" and over: flexible 3/16" galvanized aircraft cable, 7x7 strand or approved equal.

   3. Turnbuckles: 5/16", eye and eye, with 4" takeup.

   4. Hose: new two-ply reinforced rubber hose, minimum 1/2" I.D.

I. Tree wrap: Burlap tree wrap 4" wide.

J. Twine: Soft nursery jute.

PART 3 - INSTALLATION OF PLANT MATERIAL

3-01 FIELD VERIFICATION:

A. Examine proposed planting areas and conditions of installation. Do not start planting work until unsatisfactory conditions are corrected.

3-02 PREPARATION:

A. All planting techniques and methods shall be consistent with the latest edition of 'Horticulture Standards of Nurserymen, Inc.' and as detailed on these Drawings.

B. Planting shall be performed by experienced workmen familiar with planting procedures under the supervision of a qualified supervisor.

C. All underground utilities must be located and marked clearly.

D. Apply Round-Up or approved equivalent to kill any existing vegetation in all areas to be planted. Confirm length of waiting period between chemical application and plant installation with manufacturer. Do not begin planting operations until prescribed post-application waiting period has elapsed. Take extreme care to avoid chemical drift to adjoining properties of landscape plantings.

E. Prior to all planting, rototill all areas to be landscaped to prepare for plant installation to a minimum depth of 12". Eliminate uneven areas and low spots. Maintain lines, levels, profiles and contour. Changes in grade are to be gradual. Blend slopes into level areas. Remove all debris, weeds and undesirable plants and their roots from areas to be planted. Remove all concrete slag larger than 2" in diameter.

F. Topsoil shall be spread over the site at a minimum depth of 6". Those areas which are indicated as prairie or natural areas on the Drawings shall have a minimum topsoil depth of 18".

G. It shall be the responsibility of the landscape contractor to prepare all seeded areas by disking and raking prior to planting seed. Soil shall be loosened and scarified to a minimum depth of 6". Fine grading of all seeded areas is required. Maximum size of stone or topsoil lump is 1".

H. Locate all plant material as indicated or as approved in the field by the Landscape Architect. If obstructions are encountered which are not shown on the drawings, then do not proceed with planting operations until alternate plant locations have been selected.

I. Planting holes shall be constructed as shown on the planting details. Holes shall be hand dug or machine dug. Great care will be taken to not excavate the hole deeper than the root ball and the diameter shall be a minimum of two times the root ball width. Remove any materials encountered in excavation that may be injurious to plant growth, including stones larger than 2" in diameter or other debris. Soil to be used as backfill should be pulverized.

J. Provide pre-mixed planting mixture for use around root systems and root balls of the plants. The mixtures are outlined in section B of part 2-02.

K. Prior to planting, provide additional topsoil to all planting beds to bring the finish grade of the bed to 2" above lawn grade and to finish grade of adjacent hard surface grades.

L. Add 2" thickness of mushroom compost to all annual, perennial and groundcover beds. Finish grade bed and install plants.

3-03 PLANTING PROCEDURES:

A. Set plant material in the planting hole to proper grade and alignment. Set plants upright and plumb. Set plant material 2" above the adjacent finish grade. Remove burlap from top 1/3 of root ball. Remove treated burlap (green). Cut and remove or cut and fold down upper half of wire basket, dependent upon tree size. Backfill hole by firmly tamping soil to avoid any air pockets or voids.

B. Set balled and burlapped plants in the planting hole and compact 8" of soil around the base of the ball. Backfill remaining space with planting mixture. Water plants immediately after planting to eliminate all voids and thoroughly soak the plant root ball.

C. Space groundcover plants according to dimensions given on the plans. Adjust spacing as necessary to evenly fill planting bed with indicated number of plants. Plant to within 18" of the trunks of trees and shrubs or at the edge of the plant ball, whichever is closest. Plant to within 12" of edge of bed.

D. Mulching:
   1. Install 4" depth of mulch around all tree and shrub beds as indicated on drawings or planting details. Mulch shrub planting areas as continuous beds. Do not place mulch directly against tree trunk; form mulch to create an inverted cone around trunk.

   2. Mulch perennial, groundcover and annual planting beds with 2" mushroom compost. Water mulched areas thoroughly after placing mulch.

E. Tree wrapping is not required, unless the Contractor feels it is necessary due to characteristics of a particular species or past experience with the species. The landscape architect will be notified as to which trees are to be wrapped and shall inspect the trunk(s) before wrapping. Tree wrap will not be used to cover damage or defects. When wrapping is done, trunks will be wrapped spirally with approved tree wrapping tape that is not less than 4" wide, and securely tied with suitable cord at the top, bottom and 2" intervals along the trunk. Wrap from ground to the height of the first branch.

F. Staking and guying of trees is optional. If the Contractor chooses to stake all or part of the trees, he/she shall use the method specified in the planting details. One (1) stake is to be used on trees of 1" caliper and under, or 4' height and under. Two (2) stakes are to be used on trees of 1" to 2 3/4" caliper. Guy trees of 3" caliper or larger at three (3) per tree. The root ball will not be pierced with a stake. Stakes are to be driven at least eighteen (18) inches into subsoil below the planting hole. Stakes and wire attachments shall be removed after three months for spring planted material and by the following May for fall planted stock by the Contractor. Staking and guying should be done immediately after lawn seeding or sodding operations.

G. Seeding of specified lawn areas on plans will be treated as follows:
   1. Topsoil shall be spread over all areas to be seeded to a minimum depth of 6" when compacted (to be performed by others).

   2. Seed mixture and application rate - use Premium seed mix as supplied by Arthur Clesen, Inc. Apply at a rate of 5 lbs./1000 s.f.

   3. Apply fertilizers and conditioners at the rate specified per soil test findings. In lieu of soil test results, apply two (2) tons of ground agricultural limestone and 1000 lbs. 10-10-10 or equivalent analysis fertilizer per acre. At least 40% of the fertilizer nitrogen shall be of an organic origin.

   4. Soil preparation areas where vehicular traffic has compacted the soil shall be loosened/scarified to a minimum depth of 6" before fertilizing and seeding. Fine grading of all seeded areas is required. Maximum size of stone or topsoil lump is 1".

   5. Watering seeded areas shall be done to ensure proper germination. Once seeds have germinated, watering may be decreased but the seedlings must never be allowed to dry out completely. Frequent watering should be continued approximately four (4) weeks after germination or until grass has become sufficiently established to warrant watering on an 'as needed' basis.
   6. Turf is being established on a variety of slope conditions. It shall be the Contractor's responsibility to determine and implement whatever procedures he/she deems necessary to establish the turf as part of his/her work. Seeded areas will be accepted when all areas show a uniform stand of the specified grass in healthy condition and at least 90 days have elapsed since the completion of this work. The Contractor shall submit with his/her bid a description of the methods and procedures he/she intends to use.

H. Erosion Control Blanket
   1. Erosion Control Blanket shall be installed per manufacturer's recommendation in all areas shown on the plan.

   2. Install S-75 Erosion Control Blanket as manufactured by North American Green or approved equal.

   3. Blanket should be premarked with staple pattern.

   4. Staples should be 8" wire staples, applied at two (2) per square yard minimum.

   5. Suitable erosion control practices shall be maintained by the CONTRACTOR in accordance with Illinois Urban Manual and all applicable Soil Erosion and Sedimentation Control ordinances and the PLANS.

I. Sodding of specified lawn areas on plans will be completed as follows:
   1. Rake soil surface to receive sod to completely remove any soil crust no more than one day prior to laying sod.

   2. Moisten prepared surface immediately prior to laying sod. Water thoroughly and allow surface moisture to dry before planting lawns. Do not create a muddy soil condition.

   3. Sod shall be laid within 24 hours from the time of stripping. Do not plant dormant sod or if the ground is frozen.

   4. Lay sod to form a solid mass with tightly fitted joints. Butt ends and sides of sod strips; do not overlap. Stagger strips to offset joints in adjacent courses. Work from boards to avoid damage to subgrade or sod. Work sifted soil into minor cracks between pieces of sod; remove excess to avoid smothering of adjacent sod.

   5. Place top elevation of sod 1/2 inch below adjoining edging or paving.

   6. Water sod thoroughly with a fine spray immediately after planting.

   7. After sod and soil have dried, roll seeded areas to ensure a good bond between the sod and soil, and to remove minor depressions and irregularities.

   8. Sodded slopes 3:1 or greater shall be staked to prevent erosion and washout.

   9. Warranty sodding for a period of one (1) year from the end of the 90 day maintenance period. If sod fails or lacks vigor and full growth as determined by the Landscape Architect, the Contractor will repeat site preparation operations and re-sod affected areas at the Contractor's expense.

   10. Note: Sod shall be a premium Kentucky Bluegrass blend, and is required in all areas indicated on the plans as well as areas which have been affected by construction. Sod can be placed as long as water is available and the ground surface can be properly prepared. Sod shall not be laid on frozen or snow-covered ground. Sod shall be strongly rooted, not less than two (2) years old and free of weeds and undesirable native grasses. Sod should be machine cut to pad thickness of 3/4" (plus or minus 1/4"), excluding top growth and thatch. Provide only sod capable of vigorous growth and development when planted (viable, not dormant). Provide sod of uniform pad sizes with maximum 5% deviation in either length or width. Broken pads or pads with uneven ends will not be acceptable. Sod pads incapable of supporting their own weight when suspended vertically with a firm grasp on the upper 10% of pad will not be accepted.

J. Timing of plant material and seeding operations:
   1. Seeding of specified areas shall occur when the soil temperature is above 55° F. No seed shall be sown during periods of high winds, or when the ground is not in proper condition for seeding (see section 3-02 (G)). Seeding operations for the specified mixes shall occur in the spring time frame of April 15 through June 30 and in the summer time frame of August 15 through December 1. The mixes containing bluegrass and fescue seed must have six weeks to harden off for winter survival.

   2. Sod shall be installed when the ground is not frozen or snow covered and temperatures are less than 80° F. It shall not be placed during a period of extended drought.

   3. Herbaceous ornamental plants shall be planted between May 1 and June 15 or between August 15 and December 1.

   4. Spring planting of woody ornamental plants shall be performed from the time the soil can be easily worked until June 1, except that evergreen planting shall end on May 15. Oak, hawthorn and red maple species will only be planted during this spring planting period. Fall planting will begin August 15 and will continue until the ground cannot be worked satisfactorily, except that evergreen planting shall be performed between August 15 and December 1.

3-04 MAINTENANCE:

A. All plantings shall be maintained by the Contractor for a period of 90 days after preliminary acceptance by the Owner or his/her representative. Maintenance shall include but is not limited to: mowing and edging turf, pulling weeds, watering turf areas and plant material plus annual flower maintenance. The Contractor will reset settled plants to proper grade and position. Dead material will be removed. Stakes and guy wires will be tightened and repaired as required.

3-04 ACCEPTANCE:

A. All plant material (excluding annual color), shall be warranteed for one (1) year after the end of the 90 day maintenance period. The end of the maintenance period is marked by the final acceptance of the Contractor's work by the Owner or his/her representative.

3-06 SITE CLEAN-UP:

A. The Contractor shall protect the property of the Owner and the work of other contractors. The Contractor shall also be directly responsible for all damage caused by the activities and for the daily removal of all trash and debris from his/her work area to the satisfaction of the landscape architect .

DATE	REVISIONS	DRAWN BY
4/6/2022	PER BASESITE ADJUSTMENTS	JSH

Manhard™ CONSULTING
700 Springer Drive, Lombard, IL 60148 ph:630.691.8500 fx: 630.691.8585 manhard.com
Civil Engineers | Surveyors | Water Resource Engineers | Water & Waste Water Engineers
Construction Managers | Environmental Scientists | Landscape Architects | Planners

EASTGATE OUTLOT DEVELOPMENT
OGDEN AVENUE & IROQUOIS AVENUE
LANDSCAPE SPECIFICATIONS

PROJ. MGR.: ----
PROJ. ASSOC.: ----
DRAWN BY: JSH
DATE: 1/7/2022
SCALE: 1"=20'

SHEET
L4 OF L4
NCP.NVIL01

April 12, 2022 - 11:27 Dwg Name: \\mcl-lo-nas\Projects-VH\Ncpnvil01\dwg\Landplan\Preliminary\01-Landscape-Plan.dwg Updated By: JHendricks