



Permanent Entry Monument



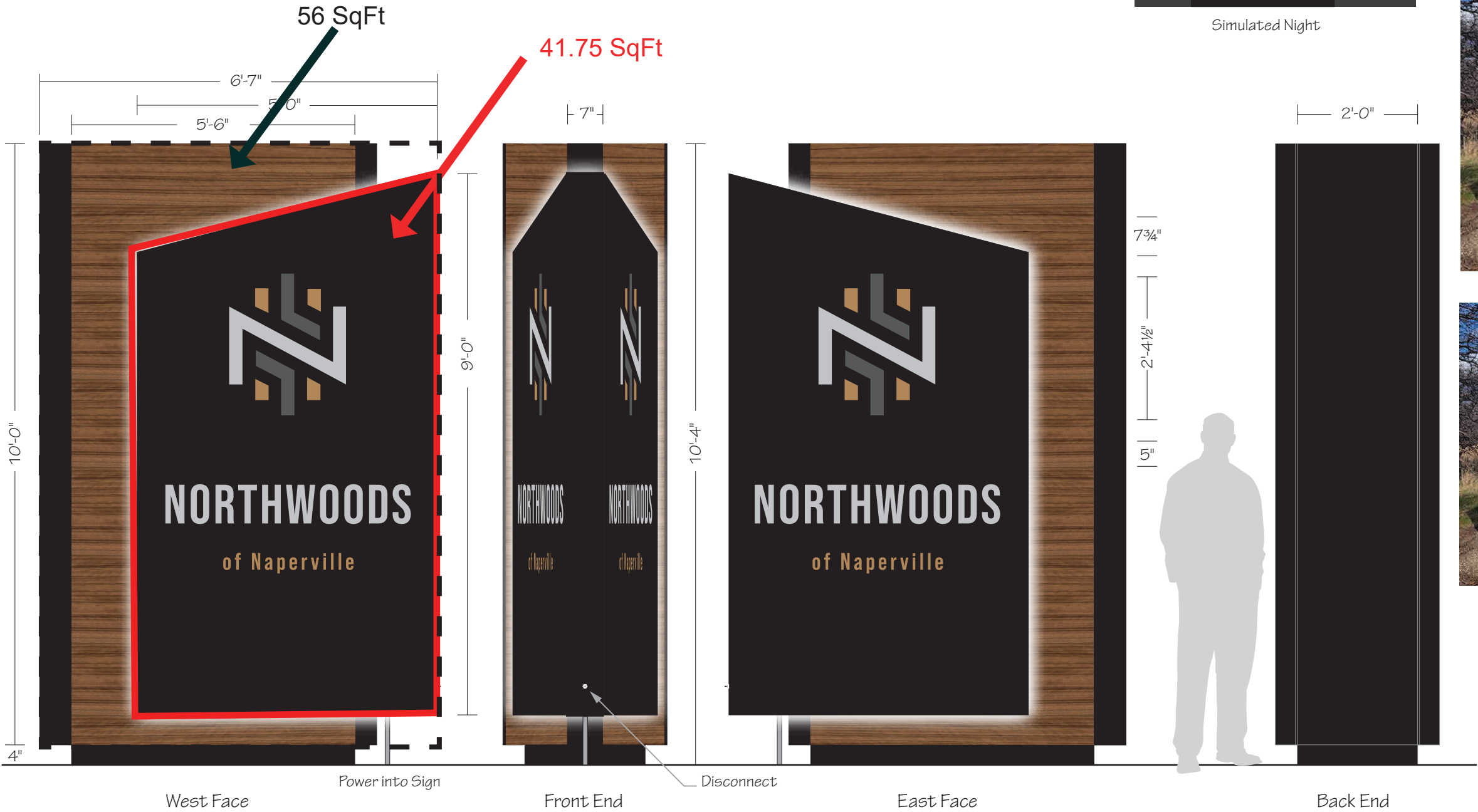
Plan View

Refurbish Existing Double Face Monument Sign - 45 SF
Faces: (2) New 10'-0" x 5'-6" x 0.125" Aluminum Faces
- - 3M™ DI-NOC™ Architectural Finish Fine Wood - TBD per customer
Cabinet: Scuff / Spot Prime Paint Black
New Bump-out Cabinet: Fabricated Alum. Painted Black
Graphics: Routed & Backed w/ White Acrylic
- Digitally Printed 3M Dual-Color 3635-210 White Vinyl to Match James Hardie Pearl Gray
- Halo Illumination where cabinets meet
Illumination: White LEDs w/ 24V 60W 120/277V Power Supplies
Power: Use Existing Electrical Circuit Run to Site - Currently Ground Spots

NOTE: FIELD SURVEY REQUIRED PRIOR TO FABRICATION




Simulated Night



Existing



Proposed



Parvin-Clauss
SIGN COMPANY
Design • Fabrication • Installation • Maintenance
165 Tubeway Drive • Carol Stream • Illinois 60188
Tel/630-510-2020 • Fax/630-510-2074
e-mail/signs@parvinclauss.com
www.parvinclauss.com

PROJECT:

M/I HOMES
Northwoods
1151 E. Warrenville Road
Naperville, IL 60563

CUSTOMER APPROVAL:

DATE _____
AUTHORIZED SIGNATURE _____
REPRESENTATIVE _____
Lisa Staszak / MM
DRAWN BY _____
Bill Marlow
DATE _____
4.01.25
SCALE _____
1/2" = 1'
SHEET NO. _____
1 of 2
ESTIMATE / JOB NUMBER _____
17176
FILE NAME _____
MIH17176

REVISIONS:

1	4.07.25
2	4.11.25
3	4.23.25
4	6.16.25
5	
6	
7	
8	

This sign is intended to be installed in accordance with the requirements of Article 600 of the National Electrical Code and/or other applicable local codes. This includes proper grounding and bonding of the sign.

