

Q/A for March 21, 2023

Agenda #	Title	Requestor Responder
I10	Approve the award of Bid 23-030, Municipal Center Parking Facility LowerLevel Slab Renovation, to J. Gill and Company for an amount not to exceed\$655,600, plus a 3% contingency	
Q.	Has J. Gill done work for the city before? Their bid is much lower than the next lowest. Do we believe they capable or fully aware of the full scope of the job?	<i>Hinterlong</i>
A.	Yes, the City has worked well with J Gill on past projects such as the Central Parking facility restoration and Municipal Center upper deck repairs. J Gill is capable to completing the work and verified a full understanding of the scope of work.	<i>Dublinski</i>

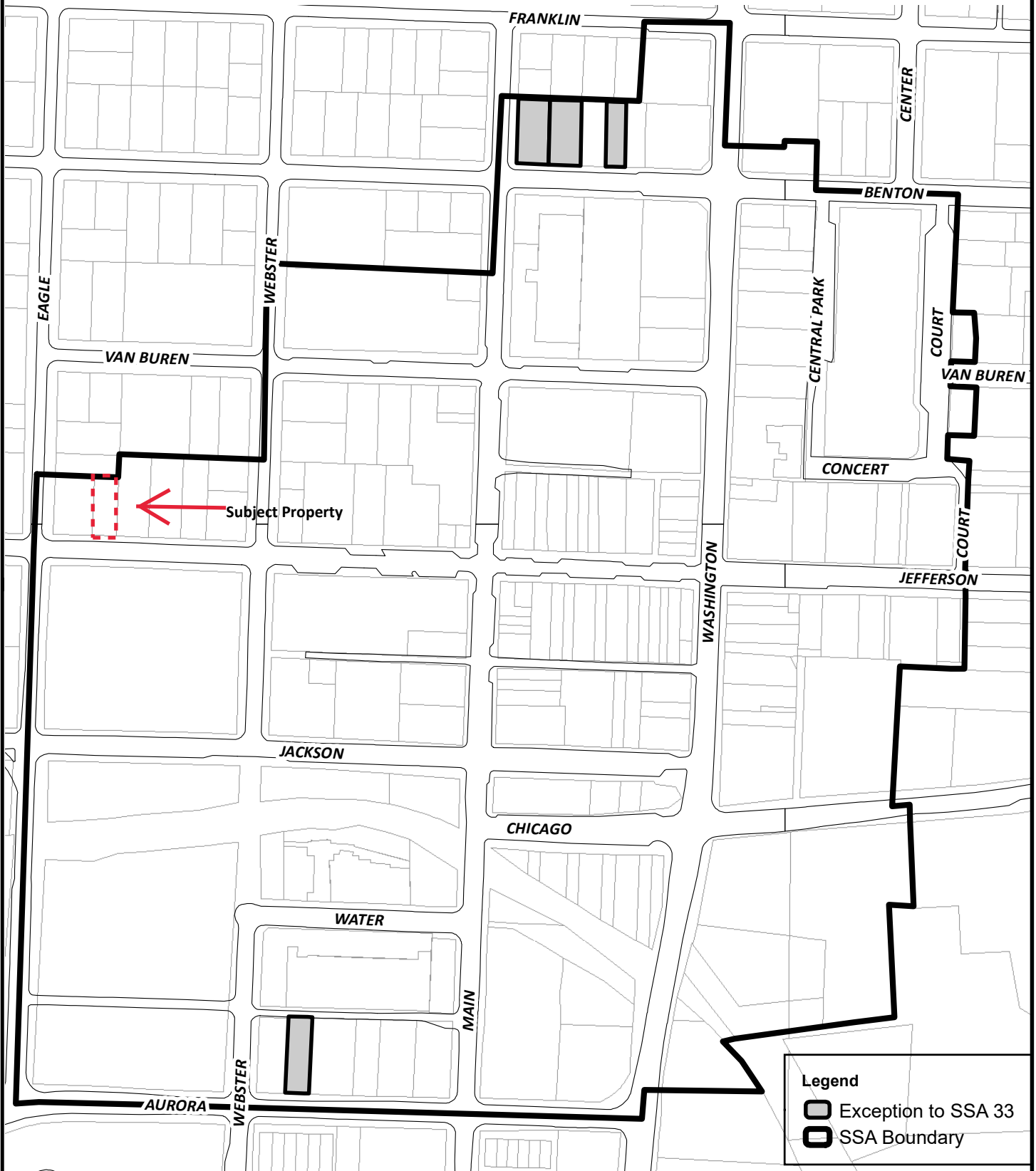
I13	Pass the ordinance calling for the enlargement of Special Service Area No. 33 (Downtown Marketing & Maintenance) to include 235 W. Jefferson Avenue and scheduling the required public hearing for June 6, 2023 at 7p.m.	
Q.	I think staff gave us a wrong map. The map shows the subject property on Benton and not Jefferson. What is the reason they want in the SSA? Are they short parking?	<i>Hinterlong</i>
A.	The City Council approved a parking variance for this property on 12/20/2022. This request is to be included in the Downtown Maintenance & Marketing SSA, which allows the business to be included in Downtown Naperville marketing materials and events, as well as, receive special services such as sidewalk snow removal. The map has been updated to identify the correct parcel.	<i>Munch</i>

J1	Conduct the public hearing for the establishment of Special Service Area No. 35 for streetscape improvements on Washington Street from Chicago Avenue to Benton Avenue (Item 1 of 2)	
Q.	Says in the write up that we would be responsible for sewer and water utilities. If we are going to bring in new utilities such as new service lines it should be covered by the property owner. Especially, if they have to bring the service up to code.	<i>Hinterlong</i>

A.	The City is planning to replace the aged watermain as part of the streetscape project. The new service lines are proposed to connect to the new watermain, and therefore the City will cover the cost. Any new service line added by the property owner will be covered by the property owner, but the cost will be separate and will not be part of the SSA.	<i>Lu</i>
L1	Conduct the first reading of the ordinance amending Section 1-9B of the Naperville Municipal Code to modify the City's purchasing policies and guidelines to incorporate changes pertaining to responsible bidders	
Q.	Please provide the original RBO submitted for the recommended ordinance change.	<i>Hinterlong</i>
A.	The agenda item includes the previously discussed sample RBO as an attachment. However, because the City has an existing code for procurement that includes many provisions beyond what is included in the sample ordinance, staff included the applicable provisions of the sample ordinance into the appropriate sections of the existing procurement code.	<i>Mayer</i>
O1	Receive the Preliminary 2022 Year-End Financial Report	
	The slides for the financial report presentation have been attached to the Council Q&A.	<i>Munch</i>

EXHIBIT B

City of Naperville SPECIAL SERVICE AREA 33



Department of Public Works
Strategic Services Division
www.naperville.il.us
12/7/2022



This map should be used for reference only.
The data is subject to change without notice.
City of Naperville assumes no liability in the use
or application of the data. Reproduction or redistribution is
forbidden without expressed written consent from the City of Naperville.

City of Naperville, Illinois

Priorities. Performance. Progress.

A photograph of a city street under construction. Several workers in high-visibility vests and hard hats are working on the pavement. In the background, there are buildings, including a Starbucks, and utility poles. The scene is busy and shows active urban development.

2022 Preliminary Year-End Financial Report

City Council

March 21, 2023



TONIGHT'S AGENDA

2022 Financial Year in Review

- Preliminary, unaudited results by fund category

Revenue and Expenditure Summaries

- Highlight 2022 performance

2023 Economic Indicators

- Discuss strengths and weaknesses in current environment



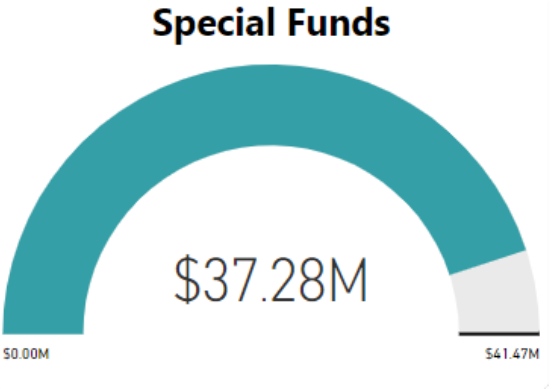
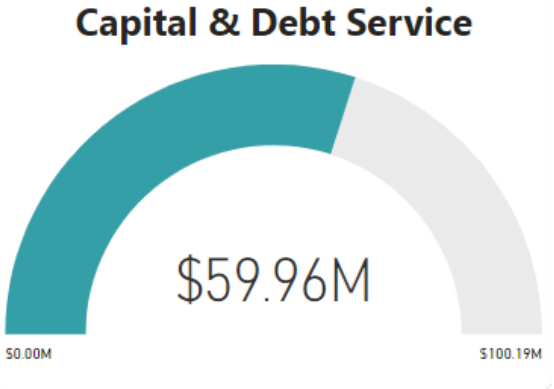
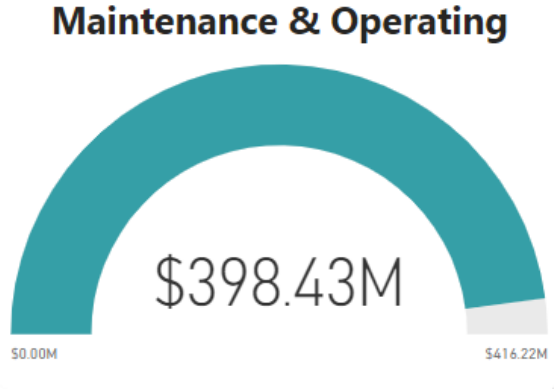
2022 HIGHLIGHTS

- **Economic recovery continued to drive strong revenues**
- **Spending aligned with budget projections in most categories**
- **Challenges in fixed-income financial markets resulted in investment losses**

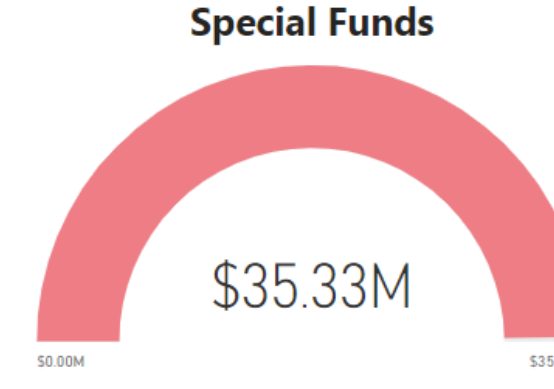
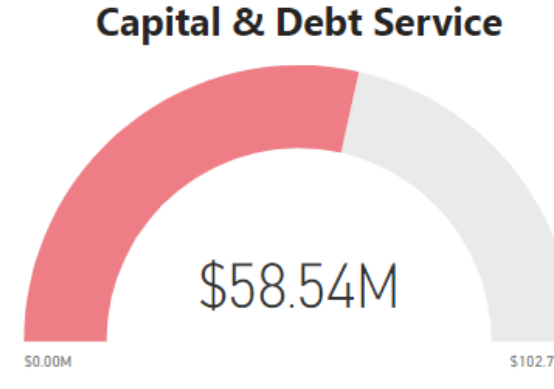
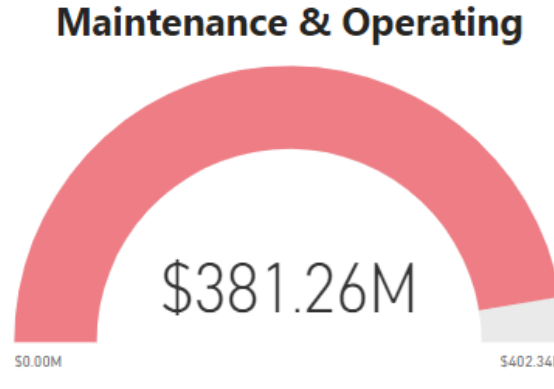


2022 BUDGET SUMMARY

Revenues



Expenses



\$ in millions

MAJOR OPERATING FUNDS

	Revenues	Expenses	Margin
General Fund	147.95	133.91	14.04
Electric Fund	141.21	147.13	(5.92)
Water Fund	75.46	73.57	1.89

\$ in millions

General Fund cash balances continued to grow on strong revenues

- Revenues exceed budget by \$10.54M; Expenses \$1.55M under budget

Electric Fund experienced greater than anticipated loss

- Lower than projected electric charge revenue compounded by investment losses of \$2.8M
- Expenses 9% below budget due to reduced purchased power cost

Water Fund marginally improved cash balance

- Revenue under budget by 5%; still exceeds expenses by \$1.9M

2022 REVENUE SUMMARY

Category	Source	2022 Budget	2022 Actual	Comparison to 2021
State Shared	Sales tax*	\$41.8	\$45.1	Increase by 5%
	Income tax	\$18.3	\$24.4	Increase by 25%
Service Charges	Electric	\$159.2	\$141.7	Decrease by 5%
	Water/Wastewater	\$74.3	\$70.8	Increase by 1%
	Ambulance fees	\$6.0	\$7.3	Decrease by 16%
Local Taxes	HRST*	\$16.2	\$19.0	Increase by 10%
	Food & beverage	\$5.2	\$6.7	Increase by 18%
	Hotel/motel *	\$2.4	\$3.2	Increase by 39%
	Real estate	\$5.0	\$6.6	Decrease by 11%
Other Revenues	Natural gas tax	\$3.8	\$5.2	Increase by 36%
	Commuter parking	\$1.1	\$0.9	Increase by 8%
	Investment Income	\$1.9	-\$13.7	Decrease by 368%

\$ in millions

*Gross revenue prior to development incentive rebates

2022 EXPENSE SUMMARY

Category	Source	2022 Budget	2022 Actual	Comparison to 2021
Salaries & Wages	Regular pay	\$99.7	\$97.8	Increase by 1%
	Overtime pay	\$9.2	\$9.3	Increase by 7%
Healthcare	Medical	\$11.9	\$10.5	Decrease by 16%
	Dental	\$1.1	\$0.9	Decrease by 2%
	Pharmacy	\$2.5	\$2.5	Decrease by 1%
Purchased Items	Purchased electric	\$116.8	\$109.8	Decrease by 1%
	Purchased water	\$26.2	\$29.1	Increase by 8%
	Other items	\$22.6	\$22.1	Decrease of 4%
Purchased Services	Architect/Engineer	\$5.8	\$2.4	Increase of 9%
	Admin service fees	\$2.1	\$2.3	Increase of 20%
	Other services	\$36.6	\$32.0	Increase of 7%
Capital	Capital outlay	\$97.8	\$56.9	Increase of 12%

\$ in millions

2023 EARLY INDICATORS

Revisions to state tax forecasts

- Illinois Municipal League raising forecasts for income and use taxes
- Lowering forecasts for motor fuel and cannabis taxes

Actual revenue performance meeting expectations

- Economically sensitive revenues continue to outperform on a year-over-year basis
- Real estate market challenged by high interest rates

Rising costs and tight supply chains continue

- Demands for large increases in contracts
- Vendors hesitant to guarantee pricing
- Long lead times for essential equipment

Labor market remains challenging

- Competitive market making it more costly to fill vacancies



City of Naperville, Illinois

Priorities. Performance. Progress.

Questions?

