

CITY OF NAPERVILLE
Steve Chirico, Mayor

CITY CLERK'S OFFICE

2019 CONSOLIDATED
ANNUAL
PERFORMANCE
AND
EVALUATION REPORT
(CAPER)



Table of Contents

CR-05 - Goals and Outcomes 2

CR-10 - Racial and Ethnic composition of families assisted 7

CR-15 - Resources and Investments 91.520(a) 9

CR-20 - Affordable Housing 91.520(b) 12

CR-25 - Homeless and Other Special Needs 91.220(d, e); 91.320(d, e); 91.520(c) 15

CR-30 - Public Housing 91.220(h); 91.320(j) 18

CR-35 - Other Actions 91.220(j)-(k); 91.320(i)-(j)..... 19

CR-40 - Monitoring 91.220 and 91.230..... 24

CR-45 - CDBG 91.520(c).....26

Attachments.....27

CR-05 - Goals and Outcomes

Progress the jurisdiction has made in carrying out its strategic plan and its action plan. 91.520(a)

This could be an overview that includes major initiatives and highlights that were proposed and executed throughout the program year.

PY 2019 Major Initiatives and Accomplishments:

Affordable Rental Housing Rehabilitation – A total of \$90,000 in CDBG funds was allocated to a project to improve the living environment and reduce energy consumption in an apartment building providing affordable, accessible housing to 27-31 low and moderate-income persons with severe physical disabilities. The project, which was completed in the first quarter of PY 2020, replaced common area lighting and signage with LED fixtures and replaced A/C and heating units with energy efficient models.

Affordable Owner-Occupied Housing Rehabilitation – A total of \$41,750 in CDBG funds was allocated to a rehabilitation of 3 – 8 units of owner-occupied single-family housing. This project was delayed due to the COVID-19 pandemic, but will be completed in PY 2020/2021 after selection of a subrecipient.

Homeless Housing and Supportive Services - A total of \$111,000 was allocated to rehabilitate six apartment buildings and one single-family home providing transitional housing and social services to approximately 35 homeless families (125 individuals) and 11-14 abused and/or neglected adolescents. This project will be completed in the second quarter of PY 2020.

Non-Housing Community Development Needs: Homelessness - A total of \$81,191 was allocated to public service activities to provide emergency rent and utility assistance to approximately 300 persons at risk of homelessness and to provide onsite social service assistance to approximately 18 formerly homeless persons living in supportive housing. Both projects are now complete and exceeded their targets, assisting 399 people with homelessness prevention assistance and providing supportive services to 21 formerly chronically homeless people.

Non-Housing Community Development Needs: Public Facilities - A total of \$30,000 was allocated to removal of architectural barriers at a public facility. This project was cancelled at the request of the subrecipient. These funds were reallocated to CDBG-CV (Coronavirus relief) projects that will be completed in PY 2020.

Special Needs Housing and Supportive Services - A total of \$277,075 was allocated to renovate and reconstruct facilities providing services and housing to approximately 59 persons with special needs. One project was cancelled at the request of the subrecipient. A total of \$51,000 was

reallocated to CDBG-CV projects (Coronavirus relief), reducing the number of beneficiaries from 59 to 51. Of the remaining four projects, one has been completed, one is underway and two are scheduled for completion by 12/31/20.

Comparison of the proposed versus actual outcomes for each outcome measure submitted with the consolidated plan and explain, if applicable, why progress was not made toward meeting goals and objectives. 91.520(g)

Categories, priority levels, funding sources and amounts, outcomes/objectives, goal outcome indicators, units of measure, targets, actual outcomes/outputs, and percentage completed for each of the grantee’s program year goals.

Goal	Category	Source / Amount	Indicator	Unit of Measure	Expected – Strategic Plan	Actual – Strategic Plan	Percent Complete	Expected – Program Year	Actual – Program Year	Percent Complete
Affordable Owner-Occupied Housing	Affordable Housing	CDBG: \$	Homeowner Housing Rehabilitated	Household Housing Unit	20	39	195.00%	12	9	75.00%
Affordable Rental Housing	Affordable Housing	CDBG: \$ / Repayment: \$	Rental units rehabilitated	Household Housing Unit	586	482	78.84%	152	20	13.16%
Homeless Housing and Supportive Services	Homeless	CDBG: \$ / Repayment: \$	Public Facility or Infrastructure Activities for Low/Moderate Income Housing Benefit	Households Assisted	344	277	80.52%	46	0	0.00%

Special Needs Housing and Supportive Services	Non-Homeless Special Needs	CDBG: \$	Public Facility or Infrastructure Activities for Low/Moderate Income Housing Benefit	Households Assisted	25	56	224.00%	59	0	0.00%
Non-Housing Community Development: Homeless	Non-Housing Community Development	CDBG: \$	Homelessness Prevention	Persons Assisted	5800	2088	36.00%	300	0	0.00%
Non-Housing Community Development: Infrastructure	Non-Housing Community Development	CDBG: \$	Public Facility or Infrastructure Activities other than Low/Moderate Income Housing Benefit	Persons Assisted	800	0	0.00%	0	0	0.00%
Non-Housing Community Development: Pub. Facilities	Non-Housing Community Development	CDBG: \$	Public Facility or Infrastructure Activities other than Low/Moderate Income Housing Benefit	Persons Assisted	4400	21,046	478.31%	1000	0	0.00%
Non-Housing Community Development: Public Services	Non-Housing Community Development	CDBG: \$	Public service activities for Low/Moderate Income Housing Benefit	Persons Assisted	80	500	625.00%	11	22	200.00%

Table 1 - Accomplishments – Program Year & Strategic Plan to Date

Assess how the jurisdiction’s use of funds, particularly CDBG, addresses the priorities and specific objectives identified in the plan, giving special attention to the highest priority activities identified.

Naperville's CDBG projects have emphasized preservation and rehabilitation of existing affordable units, both owner and renter occupied. The City has focused the most resources on rental housing, through both rehabilitation and acquisition, where feasible, since the majority of low and moderate-income residents are renters. The City has also provided significant support to homelessness prevention, transitional housing rehabilitation and public services for people in both emergency housing and supportive as these residents are most likely to be living in poverty or in danger of poverty.

The City has also given high priority to assisting residents with special needs, both by supporting special needs housing rehabilitation and acquisition, services for people with special needs and eliminating architectural barriers in public facilities.

PY 2019 Goals Versus Outcomes

Program Year 2019 was the final year of the 2015-2019 Consolidated Plan. Projects funded by the City of Naperville for PY 2019 focused on six of the eight goals outlined in the City's Strategic Plan: affordable rental housing, affordable owner-occupied housing, homeless housing and supportive services, special needs housing and supportive services, non-housing community development: homelessness prevention and non-housing community development: public facilities. Although the City received and executed its Funding Agreement somewhat earlier than in PY 2017 and PY 2018 (PY 2017 – September 22, 2017, PY 2018 – October 11, 2018, PY 2019 – July 23, 2019), delays in PY 2017 and PY 2018 funding meant that several subrecipients were still completing their PY 2017 and PY 2018 projects in PY 2019 (two PY 2018 projects are recently completed and awaiting final documentation; one will be cancelled). Moving forward, we anticipate strong success completing remaining PY 2019 CDBG projects. Although the COVID-19 pandemic resulted in significant delays, we anticipate that all PY 2019 projects will be completed by December 31, 2020. All remaining projects are anticipated to meet 100% of their PY 2019 goals. Viewing the Strategic Plan Accomplishments to Date provides a more accurate picture of how much the City's CDBG program has achieved over the last 5 years. Once all projects are complete, the City will exceed its goals in all areas except two: although our homelessness prevention activity has done very well, assisting over 2,000 people to avoid becoming homeless since 2015, it appears to fall short of the original goal. The original goal mistakenly included all persons assisted by the subrecipient for this activity rather than only including Naperville residents. Therefore, the original goal represents an overestimate. The City also overestimated the need and ability to conduct public facility infrastructure activities in low and moderate-income

concentration areas. The new low and moderate income area concentration map, adopted in 2019, may offer better opportunities to complete these types of projects during the next Consolidated Plan cycle.

CR-10 - Racial and Ethnic composition of families assisted

Describe the families assisted (including the racial and ethnic status of families assisted).

91.520(a)

	CDBG
White	7
Black or African American	13
Asian	0
American Indian or American Native	1
Native Hawaiian or Other Pacific Islander	0
Total	21
Hispanic	0
Not Hispanic	21

Table 2 – Table of assistance to racial and ethnic populations by source of funds

Narrative

Program Year 2019 - Families Assisted by Racial/Ethnic Composition: Several subrecipients were still completing PY 2017 and PY 2018 projects that had been delayed due to late receipt of funding for PY 2017 and PY 2018. Eight of these projects were completed in PY 2019. However, the need to complete earlier projects, combined with the relatively late approval and receipt of PY 2019 funds in July/August, 2019 and early onset of cold weather and precipitation, resulted in only one PY 2019 project being fully completed by the end of PY 2019 (March 31, 2019). This public service activity, the Olympus Place Supportive Housing Program, IDIS #427, funded support services to 21 formerly chronically homeless people living in supportive housing apartments.

As shown in Table 2, a majority of the 21 persons assisted (approximately 61.9%) were African-American. This likely reflects the racial/ethnic background of the clientele of the sponsoring agency, DuPage PADS.

In addition to the Olympus Place Supportive Housing Project, two PY 2017 projects and six PY 2018 projects were fully completed in PY 2019. These projects involved barrier removal at public facilities, public facility improvements and rehabilitation of group homes and Community Integrated Living Arrangements for adults with disabilities. The Racial/Ethnic composition of the approximately 11,300 people assisted is shown in Table 2A below:

	CDBG	Percentage 2019 Projects	Percentage City Total
White	7,876	69.7%	72.4%
Black or African American	1,066	9.4%	5.2%
Asian	1,905	16.9%	18.4%
American Indian or American Native	13	<1.0%	<1.0%
Native Hawaiian or Other Pacific Islander	2	<1.0%	<1.0%
Other Multi-Racial	438	3.9%	3.8%
Total	11,300	100.0%	100.0%
Hispanic	692	6.1%	5.7%
Not Hispanic	10,608	93.9%	94.3%

Table 3A – Table of assistance to racial and ethnic populations by source of funds

Approximately 7,876 or 69.7% of the 11,300 persons assisted were White, 1,066 or 9.4% were African-American, 1,905 or 16.9% were Asian, 438 or 3.9% were Other Multi-Racial and a total of 15, less than 1.0% each, were American Indian/American Native or Native Hawaiian/Other Pacific Islander. A total of 692 or 6.1% were Hispanic and 10,608 or 93.9% were non-Hispanic (Hispanic persons are considered a cultural/ethnic group rather than a racial group and may belong to any race). These figures are roughly in line with population statistics as a whole (U.S. Census Quick Facts, 2019) with Whites and Asians slightly underrepresented and African-Americans and Hispanics slightly overrepresented.

CR-15 - Resources and Investments 91.520(a)

Identify the resources made available

Source of Funds	Source	Resources Made Available	Amount Expended During Program Year
CDBG	public - federal	693,972	194,030

Table 4 - Resources Made Available

Narrative

Resources Made Available

In PY 2019, Naperville received a CDBG Entitlement Grant of \$541,270 to fund PY 2019 CDBG projects. In addition, \$145,745 in prior year unspent funds was also available to fund PY 2019 projects. The City also received a small amount of program income, \$6,917, in October, 2019. Therefore, the total amount of PY 2019 funds available during the program year was \$693,972. ¹

In April, 2020, Naperville was awarded a supplemental CDBG allocation of \$315,985 through the CARES Act. Since these funds were received after the end of the PY 2019 program year, they will be discussed in subsequent CAPERs.

Investments

A total of \$194,030 was spent on four PY 2019 activities during PY 2019, including \$71,905 in PY 2019 entitlement funds and \$122,125.48 in unexpended funds from PY 2016 and PY 2017.

- ***IDIS Activity #423, PY 2019 Loaves & Fishes CARES Program - Emergency Financial Assistance Program***

A total of \$50,297.05 in unexpended PY 2016 entitlement funds was spent for Loaves & Fishes 2019-2020 Emergency Financial Assistance Program to provide temporary rental and utility assistance to people at risk of homelessness. Final reimbursement for this project will be completed in the first quarter of PY 2020.

- ***IDIS Activity #427, PY 2019 DuPage PADS Olympus Place Supportive Housing Program***

A total of \$21,190 in PY 2019 entitlement funds was spent on DuPage PADS Olympus Place Supportive Housing Program, a public service program providing for salaries of staff providing social service

¹ In addition to these funds, an adjustment was made to account for \$128,065 in City of Naperville funds spent on a PY 2015 project during program year 2015. These funds were part of an agreement between HUD and the City of Naperville to repay CDBG funds spent on ineligible projects in prior years. The \$128,065 in City of Naperville funds are also included in Attachment 1: PR03-CDBG Activity Summary Report for Program Year 2019 and Attachment 3: PR26-CDBG Financial Summary Report for Program Year 2019.

assistance to formerly chronically homeless people living in an independent supportive housing apartment complex. This project was completed in PY 2019.

- **IDIS Activity #432, PY 2019 Ray Graham Association – Starling and Swift CILA Capital Improvements**

A total of \$80,460, including \$50,715 in PY 2019 entitlement funds and \$29,745 in unexpended PY 2017 entitlement funds was used to rehabilitate two (2) Community Integrated Living Arrangement (CILA) buildings by replacing driveways, windows, siding, fascias, soffits and exterior lighting.

- **IDIS Activity #434, PY 2019 City of Naperville – Grant Administration**

A total of \$42,083.43, including \$32,083.43 in unexpended PY 2017 entitlement funds and \$10,000 in PY 2016 unexpended entitlement funds was spent on grant administration expenses of the CDBG program, including a portion of salary and benefits of the CDBG Coordinator.

In addition to the \$194,030.48 spent on PY 2019 projects, \$75,000.00 in PY 2017 entitlement funds was spent on PY 2017 projects; \$358,832.15 in PY 2018 entitlement funds and 6,917.00 in PY 2019 program income was spent on PY 2018 projects. The following Attachments, located at the end of this report, provide complete information on all funds expended for PY 2017, 2018 and 2019 projects during PY 2019, as well as outcomes for individual activities:

- Attachment 1: PR03 – CDBG Activity Summary Report for Program Year 2019
- Attachment 2: Investments and Expenditures for Program Year 2017 and 2018 Projects in Program Year 2019
- Attachment 3: PR26 – CDBG Financial Summary Report

Identify the geographic distribution and location of investments

Target Area	Planned Percentage of Allocation	Actual Percentage of Allocation	Narrative Description
City of Naperville	100	100	Incorporated City of Naperville, IL

Table 5 – Identify the geographic distribution and location of investments

Narrative

All PY 2019 projects are located within the incorporated boundaries of the City of Naperville and will be used to benefit exclusively Naperville residents. The city did not target neighborhoods or residents of specific neighborhoods for investments or services.

Leveraging

Explain how federal funds leveraged additional resources (private, state and local funds), including a description of how matching requirements were satisfied, as well as how any publicly owned land or property located within the jurisdiction that were used to address the needs identified in the plan.

- **Matching Requirements:** None of the projects completed during the program year were subject to matching requirements.
- **Publicly Owned Land or Property:** Enhancing the accessibility of public facilities by eliminating architectural barriers was one of the goals identified in the City's 2015-2019 Consolidated Plan. One PY 2017 project and two PY 2018 barrier removal projects that were completed during PY 2019 were located on City-owned property: two projects at the downtown Naperville METRA/AMTRAK station reconstructed curb cuts and ramps and replaced station doors. The Naperville Heritage Society/Naper Settlement Museum replaced the Museum's South Entry Gate with a new, more accessible design.
- **Leveraging Additional Resources:** Completed projects from all years leveraged \$896,628 in CDBG funds with over \$1,000,000 from a variety of funding sources provided by subrecipients to successfully conclude their projects. These funding sources included unrestricted agency funds, bank loans, donations, grants and fundraisers. All project management activities needed to complete the projects, including procurement, supervision, accounting, income verification and preparing reports, were carried out by staff of the subrecipient agencies.

CR-20 - Affordable Housing 91.520(b)

Evaluation of the jurisdiction's progress in providing affordable housing, including the number and types of families served, the number of extremely low-income, low-income, moderate-income, and middle-income persons served.

	One-Year Goal	Actual
Number of Homeless households to be provided affordable housing units	354	0
Number of Non-Homeless households to be provided affordable housing units	300	0
Number of Special-Needs households to be provided affordable housing units	46	11
Total	700	11

Table 6 – Number of Households

	One-Year Goal	Actual
Number of households supported through Rental Assistance	300	0
Number of households supported through The Production of New Units	0	0
Number of households supported through Rehab of Existing Units	34	0
Number of households supported through Acquisition of Existing Units	0	0
Total	364	0

Table 7 – Number of Households Supported

Discuss the difference between goals and outcomes and problems encountered in meeting these goals.

The affordable housing goals shown above represent only goals included in the PY 2019 Annual Action Plan and affordable housing activities that were completed during PY 2019 (April 1, 2019 – March 31, 2020). A total of 10 affordable housing projects were funded –

- 4 special needs housing (group home/CILA) rehabilitation activities: DuPage County Mental Health Department, Little Friends, Ray Graham Association and UCP Seguin;

- 2 transitional housing rehabilitation activities: Bridge Communities and ChildServ (Kids Above All)
- 1 rental housing rehabilitation activity: Illinois Independent Living Center – Katharine Manor Apartments;
- 1 homeowner housing rehabilitation project: City of Naperville;
- 1 homeless housing public service activity: DuPage PADS – Olympus Place Supportive Housing
- 1 homelessness prevention emergency financial assistance activity – Loaves and Fishes CARES Program

Of these projects, the public service activity, IDIS Activity 427 - DuPage PADS Olympus Place Supportive Housing Program, was the only one completed by March 31, 2020. Despite delays due to the COVID-19 closures, the rental rehabilitation project, the homelessness prevention emergency financial assistance project and one special needs housing project were completed during the first quarter of PY 2020 and four other projects are underway, scheduled to be completed by the end of the second quarter of PY 2020. One special needs housing project was cancelled at the request of the subrecipient with funds allocated to CDBG-CV projects and a Request For Proposals for the homeowner housing rehabilitation project was postponed due to COVID-19 closures and social distancing requirements.

Discuss how these outcomes will impact future annual action plans.

PY 2019 projects, like those approved in PY 2015 – PY 2018, emphasized preservation and rehabilitation of existing affordable units, primarily rental units. We anticipate that the City will continue to emphasize affordable rental housing preservation and rehabilitation, as affordable rental units are the primary means of housing low-income households. We also anticipate that the City will continue to support affordable housing for special needs households, housing preservation through rehabilitation for low and moderate-income homeowners and the development of transitional housing and permanent supportive housing for formerly homeless individuals. Though more difficult than rehabilitation of existing units, the City will attempt to support development of new affordable units and acquisition of affordable units, where feasible.

During PY 2019, the City completed the HOMES Housing Action Plan, a pro-bono technical assistance project undertaken with help from the Metropolitan Mayors Caucus, Metropolitan Planning Council and CMAP, and a Housing Needs Assessment/Affordable Housing Plan recommended by the City's Analysis of Impediments to Fair Housing Choice (AI). The findings and recommendations of the two studies were used to prepare the PY 2020 – PY 2024 Consolidated Plan. The City's Housing Advisory Commission prioritized eight of 22 recommendations in the Housing Needs Assessment/Affordable Housing Plan for implementation by the City. Programmatic recommendations that are likely to influence future Action Plans, if adopted by City Council, include the following:

1. Develop Working Relationship with Affordable Housing Developers
2. Develop a Strategy to Leverage Publicly Owned Land to Address Housing Challenges
3. Develop Specific Plan to Preserve Naturally Occurring Affordable Housing (NOAH)

4. Establish Additional Resources to Assist Populations with Special Housing Needs
5. Create Housing Specific Staff Positions within City
6. Establish a Revolving Rehabilitation Loan Fund specifically targeted towards low income seniors who currently own in Naperville so that they can make the necessary repairs to their home and age in place
7. Establish a Housing Trust Fund specifically targeted towards helping veterans, seniors, the population with special housing needs, and first responders including nurses, police, and fire in purchasing a home (Miller)
8. Implement an Inclusionary Zoning Ordinance

Item numbers 4, 6 and 7 are likely to involve direct investments of CDBG funds.

Include the number of extremely low-income, low-income, and moderate-income persons served by each activity where information on income by family size is required to determine the eligibility of the activity.

Number of Households Served	CDBG Actual	HOME Actual
Extremely Low-income	21	0
Low-income	0	0
Moderate-income	0	0
Total	21	0

Table 8 – Number of Households Served

Narrative Information

For the PY 2019 public service activity that was completed by the end of PY 2019 - supportive services to residents of the Olympus Place supportive housing apartments, 11 households, comprising 21 persons, were assisted. All of those assisted were extremely low-income. In addition, 50 households were assisted by PY 2018 affordable housing activities completed during PY 2019. Of these households, 29 or 58.0% were extremely low-income, 15 or 30.0% were low-income and six or 12.0% were above moderate-income.

Adding the 11 households assisted by the Olympus Place Supportive Housing Program, a total of 61 households were assisted by affordable housing activities during PY 2019, of which 40 or 65.6% were extremely low-income, 15 or 24.6% were low-income and six or 9.8% were above moderate-income. Therefore, over 90% of the households that received affordable housing assistance were low-income. These results significantly exceed the statutory requirement that at least 70% of CDBG funds be used to benefit low-and moderate-income persons.

CR-25 - Homeless and Other Special Needs 91.220(d, e); 91.320(d, e); 91.520(c)

Evaluate the jurisdiction's progress in meeting its specific objectives for reducing and ending homelessness through:

Reaching out to homeless persons (especially unsheltered persons) and assessing their individual needs

Outreach to homeless and at-risk residents in Naperville is challenging, because there are relatively few visibly homeless or unsheltered people. Homelessness prevention and other emergency assistance services are crucial in reducing homelessness, both because they provide cash and other assistance and because of the opportunities they present to assess the needs of these individuals and refer them to appropriate services.

In PY 2019, the City of Naperville allocated \$60,000 in CDBG funds, supplemented by \$2,750 in local Social Services Grant (SSG) funds, to Loaves & Fishes CARES Program's Emergency Financial Assistance homelessness prevention program. Other programs, including social services to persons in emergency housing, were assisted through the City's SSG Program. All projects that provide either homelessness prevention services or housing for people who are already homeless also provide supportive services designed to prevent future crises and episodes of homelessness. Social services agencies that provide assistance to very low-income and homeless people, including food assistance, mental health assistance and assistance to homeless youth, either conduct their own individual needs assessments or provide referrals to other agencies.

Addressing the emergency shelter and transitional housing needs of homeless persons

A total of \$111,000 in PY 2019 CDBG funds were allocated to two transitional housing programs: \$87,000 to Bridge Communities, Inc. for rehabilitation projects at six apartment buildings providing transitional housing to approximately 35 families and \$26,000 to ChildServ (Kids Over All) to fund capital improvements for a group residence for abused and neglected teen girls. A total of \$32,440 in PY2018 funds were also expended during PY 2019 to fund capital improvements to a single-family home providing transitional housing for women recovering from substance abuse (IDIS Activity #415, Serenity Housing – Naperville Women's Recovery Home Rehabilitation).

Helping low-income individuals and families avoid becoming homeless, especially extremely low-income individuals and families and those who are: likely to become homeless after being discharged from publicly funded institutions and systems of care (such as health care facilities, mental health facilities, foster care and other youth facilities, and corrections

programs and institutions); and, receiving assistance from public or private agencies that address housing, health, social services, employment, education, or youth needs

The DuPage County Continuum of Care (COC) emphasizes homelessness prevention through providing a comprehensive array of services that begin by "preventing homelessness whenever possible and end with ensuring every resident.... has their basic needs of food, clothing, and housing met along with achieving their maximum level of self-sufficiency."

CDBG and other funds spent to assist Naperville's homeless population in PY 2019 are described below:

- **IDIS Activity #423, PY 2019 Loaves & Fishes CARES Program - Emergency Financial Assistance Program and IDIS Activity #410, PY 2018 Loaves & Fishes CARES Program - Emergency Financial Assistance Program:** For PY 2019, Naperville allocated \$60,000 in CDBG funds and \$2,750 in SSG funds to provide emergency assistance to people at risk of becoming homeless, of which \$50,297.05 was spent in PY 2019 to assist 290 individuals in 109 households by providing up to 3 months of rent and utility payment assistance. The remaining funds were drawn in the first quarter of PY 2020. During the previous program year, PY 2018, Naperville also allocated \$60,000 in CDBG funds to this program. Of this amount, \$15,264.94 was spent in PY 2019, which assisted 100 people in 37 households. Studies done in 2016 by CARES Program staff found that 92% of families that received rent assistance remained current on rent for least three months following receiving the assistance; for families receiving utility assistance, 100% remained current at least three months following receipt of the assistance.
- **IDIS Activity #402, PY 2017 Peoples Resource Center – HVAC System Replacement:** In PY 2017, the City allocated \$15,000 to Peoples Resource Center (PRC) to assist with costs of replacing its HVAC system, which was completed in PY 2019. PRC assisted 973 low and moderate-income Naperville residents with homelessness prevention assistance and other social services.
- **Social Services Grant (SSG) Program:** In addition to its CDBG-funded programs, the City allocated \$500,000 in General Fund dollars to the FY 2020 (May 1, 2019 – April 30, 2020) Social Services Grant (SSG) Program, which spent \$115,700 or 23.14% of the total funding on other programs designed to prevent and end homelessness, including the following:
 - \$37,770 to 360 Youth Services to provide counseling, housing and other assistance for homeless and at-risk youth and youth leaving foster care.
 - \$21,500 to Bridge Communities, Inc. to provide services to families in transitional housing.
 - \$24,800 to DuPage PADS for services to households living in its emergency shelters.
 - \$1,810 to DuPage PADS for services to formerly chronically homeless people living in supportive housing.
 - \$18,470 to Family Shelter Service to provide on-site and community-based supportive services to domestic violence victims.
 - \$8,600 to the Naperville Women's Recovery Home (Serenity House) for services to women recovering from drug and alcohol abuse.
 - \$2,750 to Loaves & Fishes CARES Program to provide homelessness prevention assistance.

Helping homeless persons (especially chronically homeless individuals and families, families with children, veterans and their families, and unaccompanied youth) make the transition to permanent housing and independent living, including shortening the period of time that individuals and families experience homelessness, facilitating access for homeless individuals and families to affordable housing units, and preventing individuals and families who were recently homeless from becoming homeless again

IDIS Activity #427, PY 2019 DuPage PADS - Olympus Place Supportive Housing Program provided \$21,190 in public service funding to DuPage PADS to support the salaries of staff providing social service assistance to formerly chronically homeless people living at Olympus Place, a supportive housing apartment complex designed to allow formerly chronically homeless people to live independently.

Emergency shelter public services and transitional housing programs assisted in PY 2019 have been described above.

Additional transitional housing programs focusing on families with children, programs for homeless and at-risk youth and homelessness prevention programs are described above.

CR-30 - Public Housing 91.220(h); 91.320(j)

Actions taken to address the needs of public housing

There were no traditional public housing developments located in Naperville during Program Year 2019 and none are currently planned.

The City of Naperville is divided between DuPage County and Will County. DuPage County residents are served by the DuPage Housing Authority and Will County residents are served by the Housing Authority of Joliet. The DuPage Housing Authority does provide project-based vouchers to residents in some income-restricted complexes, but does not own or operate these buildings.

Actions taken to encourage public housing residents to become more involved in management and participate in homeownership

At this time, the DuPage Housing Authority's programs are limited to the Housing Choice Voucher Program, State of Illinois Rental Housing Support Program and Senior Housing. The housing voucher program in Will County is operated by the Housing Authority of Joliet. As mentioned above, there are no public housing developments in Naperville.

Actions taken to provide assistance to troubled PHAs

The City of Naperville is served by the DuPage Housing Authority and Housing Authority of Joliet. Neither of these agencies are considered "troubled" PHA's.

CR-35 - Other Actions 91.220(j)-(k); 91.320(i)-(j)

Actions taken to remove or ameliorate the negative effects of public policies that serve as barriers to affordable housing such as land use controls, tax policies affecting land, zoning ordinances, building codes, fees and charges, growth limitations, and policies affecting the return on residential investment. 91.220 (j); 91.320 (i)

Barriers to affordable housing include a lack of affordable land for new construction, failure to include affordable units in new developments that are built, and a lack of complete understanding of how public policies involving land development impact affordable housing.

In PY 2019, the City worked with the HOMES Team, a pro-bono housing technical assistance project staffed by the Metropolitan Mayors Caucus, Metropolitan Planning Council (MPC) and Chicago Metropolitan Agency for Planning (CMAP) to conduct a housing data analysis, hold a housing focus group to identify key housing issues and review housing programs used by other municipalities to address housing issues. This work formed the basis for a more thorough analysis and recommendations, developed by a consultant, SB Friedman Development Advisors, which was completed in March, 2020. This study included 22 recommended actions to increase affordable housing, of which eight have been recommended to the Naperville City Council for immediate adoption. The City also continuing development of an update to its Comprehensive Plan that will address land use, zoning and housing.

Actions taken to address obstacles to meeting underserved needs. 91.220(k); 91.320(j)

Three obstacles have been identified to meeting underserved needs:

- Lack of public understanding of the existence and needs of underserved population groups
- Lack of focus on providing the resources needed to address underserved needs
- Lack of awareness by persons in need of support about resources that are available

The recent housing studies have increased understanding of the demographic and socio-economic characteristics of underserved populations and their housing and social service needs. These reports are being reviewed to help the City develop more effective policies and programs to assist these populations. The City is continuing to implement its Facility Transition Plan, a comprehensive review of ADA compliance in government and other publicly owned buildings, adopted in 2016. In PY 2019, the City spent approximately \$113,186 to complete PY 2017 and PY 2018 projects to improve accessibility at Naperville's main METRA/AMTRAK train station. The PY 2020 – PY 2024 Consolidated Plan identified a need for an additional \$2M in accessibility improvements to publicly owned buildings.

Actions taken to reduce lead-based paint hazards. 91.220(k); 91.320(j)

The City of Naperville experiences relatively few incidents of lead poisoning due to the large volume of newer housing in the City and effective regulations that address this issue. The Illinois Department of

Public Health – Childhood Lead Poisoning Prevention Program has primary responsibility for the education and screening activities relating to lead hazards. They provide four types of services described below and will continue to provide these services.

Public Information

The Illinois Department of Public Health provides information to the public about the dangers of lead poisoning and how residents can address the issues in their own homes. Flyers are provided on request and distributed through its Childhood Lead Prevention program

Testing for Lead Hazards in the Home

Testing is done in cases where a lead hazard is suspected, or when a child's blood level meets the threshold to require the environmental testing.

Screening for Elevated Blood Levels

Where tests produce evidence of children being exposed to lead hazards, the Illinois Department of Public Health will screen children for lead poisoning.

Counseling

When lead hazards are present or when there are positive tests for lead poisoning, counseling for the family is made available.

Actions Taken

Planning to meet the cost of lead-based services is difficult since there is no realistic way to anticipate the full need or cost of any repair that occurs based on testing. DuPage County and the City provide reference materials and information to people who believe they may have exposure to lead paint as part of their projects. In PY 2019, there were no projects that required lead paint testing or abatement.

Compliance and Monitoring

The City has implemented policies to ensure that the CDBG program is in full compliance with the lead-based paint hazards. The age of the structures where work will be performed is verified before the project starts. Work on structures built before 1978 is required to comply with regulations and take appropriate steps to conduct remediation or follow Safe Housing Rule.

Actions taken to reduce the number of poverty-level families. 91.220(k); 91.320(j)

Naperville's estimated poverty rate in 2019 was approximately 4.4% (U.S. Census, Quick Facts). However, this rate still represents more than a 100 percent increase since 2000, a period when the

population as a whole increased by about 12.6 percent. With these statistics in mind, the City targeted its anti-poverty efforts towards its most vulnerable populations - homeless households, persons at risk of homelessness, formerly homeless people in need of supportive housing, and extremely low-income households and households in crisis. At this time, the long-term impact of the COVID-19 pandemic is still unknown, though the City will carefully monitor these effects going forward and make adjustments in funding priorities accordingly.

In addition to CDBG funding, The City also allocated \$500,000 in General Fund revenue to the Social Services Grant (SSG) Program. This program provides financial assistance to not-for-profit social service agencies that serve the needs identified in the Consolidated Plan. Funded programs were designed to promote self-sufficiency, assist families in crisis and provide resources for underserved groups, including senior citizens, persons with disabilities and youth.

Actions undertaken in PY 2019 include the following:

- **Homelessness Prevention:** Loaves & Fishes CARES Program was awarded \$60,000 in PY 2018 CDBG funding for an Emergency Financial Assistance Program to provide emergency rent and utility assistance to prevent evictions and utility shutoffs. The program assisted 290 individuals in 109 households from June, 2019 to December, 2019, with total number assisted for the full year approaching 400 individuals. Over 95% of persons assisted were low or moderate-income; almost 60% were extremely low-income.
- **Transitional Housing:** \$111,000 in PY 2019 CDBG funds were awarded programs providing transitional housing for abused and/or neglected adolescents and families. Although neither of these projects were completed during PY 2019, both are will be completed by September 30, 2020. PY 2018 CDBG funds were also spent to complete other capital improvements projects at a group home for women recovering from substance abuse.
- **Permanent Supportive Housing:** DuPage PADS' Olympus Place Supportive Housing Program was awarded \$21,190 in PY 2019 CDBG funds to provide social services to chronically homeless people rehoused in an independent supportive housing apartment complex.
- **Low-Income Housing Preservation:** A total of \$90,000 in PY 2019 CDBG funds was awarded to rehabilitate affordable and accessible housing for adults with severe physical disabilities. Another \$186,223 in PY 2019 CDBG funds was awarded to provide capital improvements to group homes and CILA's for people with developmental disabilities. One project, awarded \$51,000 was cancelled with funds reprogrammed to CDBG-CV projects. Though these projects could not be fully completed in PY 2019, they will be completed in PY 2020. In addition, A total of \$114,977 was spent in PY 2019 to complete PY 2018 projects to rehabilitate affordable housing for people with severe physical disabilities and group homes/CILA's providing housing to adults with autism and developmental disabilities.

Actions taken to develop institutional structure. 91.220(k); 91.320(j)

The City consults with local housing and social service agencies to eliminate gaps in services, reduce duplication of programs, and emphasize efficient service delivery for local, state, and federal programs. The City granted \$500,000 from its General Fund to fund social service projects that met the City's funding priorities. This program provides both the City and social service agencies with greater financial flexibility to fund public service projects. The City can spend more to support social services, while reserving CDBG funds for capital projects.

The City also participated in the DuPage County HOME Advisory Commission to learn and provide advice on how affordable housing programs are implemented county-wide.

Actions taken to enhance coordination between public and private housing and social service agencies. 91.220(k); 91.320(j)

The City of Naperville is a member of the DuPage County Consortium and the HOME Advisory Council. The DuPage County Consortium coordinates the efforts of county-wide networks and coalitions by providing leadership; identifying priority needs, strategies, and funding opportunities; analyzing performance; and sharing knowledge with service providers, including the DuPage County Continuum of Care.

Identify actions taken to overcome the effects of any impediments identified in the jurisdictions analysis of impediments to fair housing choice. 91.520(a)

In PY 2016, City staff worked with a consultant to develop a new Analysis of Impediments to Fair to Housing Choice (AI), which was accepted by the City in May, 2017. The Housing Advisory Commission (HAC) has been tasked with implementing the recommendations of this study, including conducting an annual progress review and setting implementation priorities.

The AI also recommended that the City develop an affordable housing plan and take steps to better integrate housing into the planning process. As previously discussed under **CR-35 - Other Actions 91.220(j)-(k); 91.320(i)-(j)**, the City is has undertaken several actions to address this goal:

- The City has completed a draft Comprehensive Plan Update that will include a housing element and a review of recent housing studies.
- In the meantime, the City worked with the Metropolitan Mayors Caucus, the Metropolitan Planning Council (MPC) and Chicago Metropolitan Agency for Planning (CMAP) to conduct a housing data analysis, hold a housing focus group to identify key housing issues and review housing programs used by other municipalities to address housing issues to develop a Housing Action Plan. This study formed the basis for an in-depth Housing Needs Assessment/Affordable Housing Plan, completed in March, 2020. Approximately \$30,000 in PY 2018 CDBG funds were used to hire a consultant to conduct the study which was reviewed by the City's Housing

Advisory Commission at several stages in its development. Findings were incorporated into the City's PY 2020 – PY 2024 Consolidated Plan to guide adoption of CDBG program over the next 5 years. The City is reviewing eight of 22 recommendations for implantation over the next year.

CR-40 - Monitoring 91.220 and 91.230

Describe the standards and procedures used to monitor activities carried out in furtherance of the plan and used to ensure long-term compliance with requirements of the programs involved, including minority business outreach and the comprehensive planning requirements

All of the City's subrecipients are monitored throughout the program year. Prior to project approval, subrecipients are required to submit documentation demonstrating their capacity to manage and complete the project, completeness of their standard procedures, financial soundness, ability to document compliance with a National Objective, and compliance with the Civil Rights Act, EEO, ADA and other federal laws and regulations.

Subrecipients file quarterly reports detailing progress in completing projects. Reports are reviewed by the CDBG coordinator. Issues and questions arising from the reports are discussed with the subrecipient agency and adjustments in procedures are made where necessary. This practice facilitates clear communication between grantee and subrecipient and allows areas of concern to be addressed in a timely manner. In addition, regular communication with subrecipients is maintained throughout the year to check on progress and to answer any questions and to provide guidance on HUD policies and procedures.

Capital improvement projects are coordinated with CDBG coordinator to assure compliance with procurement standards and labor provisions. A pre-construction conference is held with the CDBG coordinator, subrecipient and contractors prior to starting on-site work to explain all applicable labor requirements and to discuss the responsibilities of each party. Each request for payment is reviewed by the CDBG Coordinator, City Clerk and Financial Analyst.

On-site monitoring visits may be conducted with subrecipients following completion of the project. Subrecipients are notified in writing in advance of the monitoring visit and are sent a written follow-up letter of any findings or recommendations. Monitoring visits focus on completeness of documentation, and administrative and financial management systems.

In addition, on-going monitoring is maintained with subrecipients, where necessary, to ensure compliance with relocation, acquisition and other long-term requirements.

Citizen Participation Plan 91.105(d); 91.115(d)

Describe the efforts to provide citizens with reasonable notice and an opportunity to comment on performance reports.

The City of Naperville's Citizen Participation Plan requires the City to "provide citizens, public agencies, and other interested parties with reasonable notice and an opportunity to comment on performance reports."

To ensure that citizens, public agencies and other interested parties have reasonable opportunity to examine the Consolidated Annual Performance and Evaluation Report (CAPER), the City takes the following actions upon completion of the draft report:

- 1) Publish a summary of the performance report as a display advertisement in the Naperville Sun newspaper. This ad will describe the performance report and specify where copies of the full report may be examined.
- 2) Ensure copies of the report are available at the 95th Street Library (3015 Cedar Glade Drive), Naper Boulevard Library (2035 S. Naper Boulevard), Nichols Library (200 W. Jefferson), City Clerk's Office at the Naperville Municipal Center (400 S. Eagle) and on the City of Naperville website (www.naperville.il.us/cdbg.aspx).

Once the report has been made available for comment, the City allows a 15-day period for citizens, public agencies and interested parties to respond. Comments may be submitted in writing to the CDBG coordinator as well as orally at a public hearing to be held at the conclusion of the public comment period. A summary of comments is attached to the final performance report.

For Program Year 2019, the City received a 90-day extension to the deadline to submit its CAPER, which would have been due on June 30, 2020. The public comment period and public hearing notice was published in the Naperville Sun on Sunday, August 30, 2020. The public comment period will begin on Tuesday, September 1, 2020 and will conclude on Tuesday, September 15, 2020. A public hearing on the CAPER will be held at the regularly scheduled City Council meeting at 7:00 p.m., September 15, 2020. No comments have been received to date.

CR-45 - CDBG 91.520(c)

Specify the nature of, and reasons for, any changes in the jurisdiction's program objectives and indications of how the jurisdiction would change its programs as a result of its experiences.

The City of Naperville did not change any of its program objectives during PY 2019. At this time, the City is closely reviewing the recommendations of its housing needs analysis and affordable housing study, completed in March, 2020, to determine how recommendations will be incorporated into its goals, objectives and programs.

Does this Jurisdiction have any open Brownfields Economic Development Initiative (BEDI) grants?


No

[BEDI grantees] Describe accomplishments and program outcomes during the last year.

ATTACHMENTS

ATTACHMENT 1:

PR03 - CDBG Activity Summary Report for Program Year 2019



U.S. Department of Housing and Urban Development
 Office of Community Planning and Development
 Integrated Disbursement and Information System
 CDBG Activity Summary Report (GPR) for Program Year 2019
 NAPERVILLE

Date: 01-Sep-2020
 Time: 8:55
 Page: 1

PGM Year: 2015
Project: 0002 - Bridge Communities - Transitional Housing Rehabilitation
IDIS Activity: 365 - Bridge Communities_Transitional Housing Rehab

Status: Completed 4/10/2020 3:25:06 PM **Objective:** Create suitable living environments
Location: 1324 Crab Apple Ct Naperville, IL 60540-4046 **Outcome:** Availability/accessibility
Matrix Code: Homeless Facilities (not operating costs) (03C) **National Objective:** LMC

Initial Funding Date: 08/13/2015

Description:

Rehab of Bridge Communities transitional housing apartments, including roof replacement (13301347 Crab Apple Court); window replacement of 34 insulated windows, 2 tempered windows and one octagon window (1324132913301341 Crab Apple Court); new asphalt driveway (13241330 Crab Apple Court); patch asphalt and install concrete pad in front of dumpster corral and reconfigure fencing (13241330 Crab Apple Court) and repair sod.

Financing

	Fund Type	Grant Year	Grant	Funded Amount	Drawn In Program Year	Drawn Thru Program Year
CDBG	EN	2015	B15MC170031	\$21,935.00	\$0.00	\$21,935.00
	LA	2008	B08MC170031	\$83,101.61	\$83,101.61	\$83,101.61
		2009	B09MC170031	\$44,963.39	\$44,963.39	\$44,963.39
Total	Total			\$150,000.00	\$128,065.00	\$150,000.00

Proposed Accomplishments

Public Facilities : 134

Actual Accomplishments

Number assisted:

	Owner		Renter		Total		Person	
	Total	Hispanic	Total	Hispanic	Total	Hispanic	Total	Hispanic
White:	0	0	0	0	0	0	75	5
Black/African American:	0	0	0	0	0	0	45	0
Asian:	0	0	0	0	0	0	0	0
American Indian/Alaskan Native:	0	0	0	0	0	0	0	0
Native Hawaiian/Other Pacific Islander:	0	0	0	0	0	0	0	0
American Indian/Alaskan Native & White:	0	0	0	0	0	0	0	0
Asian White:	0	0	0	0	0	0	0	0
Black/African American & White:	0	0	0	0	0	0	0	0
American Indian/Alaskan Native & Black/African American:	0	0	0	0	0	0	0	0
Other multi-racial:	0	0	0	0	0	0	0	0
Asian/Pacific Islander:	0	0	0	0	0	0	0	0
Hispanic:	0	0	0	0	0	0	0	0



U.S. Department of Housing and Urban Development
 Office of Community Planning and Development
 Integrated Disbursement and Information System
 CDBG Activity Summary Report (GPR) for Program Year 2019
 NAPERVILLE

Date: 01-Sep-2020
 Time: 8:55
 Page: 2

Total: 0 0 0 0 0 0 120 5

Female-headed Households: 0 0 0 0

Income Category:

	Owner	Renter	Total	Person
Extremely Low	0	0	0	80
Low Mod	0	0	0	37
Moderate	0	0	0	3
Non Low Moderate	0	0	0	0
Total	0	0	0	120
Percent Low/Mod	100.0%			

Annual Accomplishments

Years	Accomplishment Narrative	# Benefitting
2015	A total of \$150,000.00 in CDBG funds was used by Bridge Communities, Inc. to pay for capital improvements at 1324, 1329, 1330, 1341 and 1347 Crab Apple Court, Naperville, IL. These buildings provide transitional housing for 120 formerly homeless individuals in 30 households. Rehabilitation work consisted of replacing building roofs (1329, 1347), replacing a total of 33 windows with energy-efficient windows (1324, 1329, 1330, 1341), replacing shared asphalt driveway (1324, 1330), replacing dumpster corral/concrete and restoring damaged sod. Total project cost was \$155,719.60.	



U.S. Department of Housing and Urban Development
 Office of Community Planning and Development
 Integrated Disbursement and Information System
 CDBG Activity Summary Report (GPR) for Program Year 2019
 NAPERVILLE

Date: 01-Sep-2020
 Time: 8:55
 Page: 3

PGM Year: 2016
Project: 0004 - DUPAGE HABITAT FOR HUMANITY - HOME REPAIR PROGRAM
IDIS Activity: 384 - DuPage Habitat for Humanity_Home Repair Program

Status: Completed 8/3/2020 8:36:56 AM **Objective:** Provide decent affordable housing
Location: Address Suppressed **Outcome:** Affordability
Matrix Code: Rehab; Single-Unit Residential (14A) **National Objective:** LMH

Initial Funding Date: 05/31/2018

Description:

A total of \$50,000 in CDBG funding will be used to provide financial and technical assistance to single-family homeowners to make needed home repairs, including eliminating code violations, health and safety issues and improving energy efficiency.

Financing

	Fund Type	Grant Year	Grant	Funded Amount	Drawn In Program Year	Drawn Thru Program Year
CDBG	EN	2016	B16MC170031	\$24,690.18	\$0.00	\$24,690.18
Total	Total			\$24,690.18	\$0.00	\$24,690.18


Proposed Accomplishments

Housing Units : 5

Actual Accomplishments

Number assisted:

	Owner		Renter		Total		Person	
	Total	Hispanic	Total	Hispanic	Total	Hispanic	Total	Hispanic
White:	2	0	0	0	2	0	0	0
Black/African American:	0	0	0	0	0	0	0	0
Asian:	0	0	0	0	0	0	0	0
American Indian/Alaskan Native:	0	0	0	0	0	0	0	0
Native Hawaiian/Other Pacific Islander:	0	0	0	0	0	0	0	0
American Indian/Alaskan Native & White:	0	0	0	0	0	0	0	0
Asian White:	0	0	0	0	0	0	0	0
Black/African American & White:	0	0	0	0	0	0	0	0
American Indian/Alaskan Native & Black/African American:	0	0	0	0	0	0	0	0
Other multi-racial:	0	0	0	0	0	0	0	0
Asian/Pacific Islander:	0	0	0	0	0	0	0	0
Hispanic:	0	0	0	0	0	0	0	0
Total:	2	0	0	0	2	0	0	0
Female-headed Households:	0		0		0			



U.S. Department of Housing and Urban Development
Office of Community Planning and Development
Integrated Disbursement and Information System
CDBG Activity Summary Report (GPR) for Program Year 2019
NAPERVILLE

Date: 01-Sep-2020

Time: 8:55

Page: 4

Income Category:

	Owner	Renter	Total	Person
Extremely Low	0	0	0	0
Low Mod	1	0	1	0
Moderate	1	0	1	0
Non Low Moderate	0	0	0	0
Total	2	0	2	0
Percent Low/Mod	100.0%		100.0%	

Annual Accomplishments

Years	Accomplishment Narrative	# Benefiting
2016	Completed renovations on two single-family homes owned and occupied by low and moderate-income homeowners.	



U.S. Department of Housing and Urban Development
 Office of Community Planning and Development
 Integrated Disbursement and Information System
 CDBG Activity Summary Report (GPR) for Program Year 2019
 NAPERVILLE

Date: 01-Sep-2020
 Time: 8:55
 Page: 5

PGM Year: 2017
Project: 0001 - Bridge Communities, Inc. - Transitional Housing Safety Improvements
IDIS Activity: 392 - Bridge - Transitional Housing Safety Improvements

Status: Completed 4/3/2019 2:53:06 PM **Objective:** Create suitable living environments
Location: 1324 Crab Apple Ct Naperville, IL 60540-4046 **Outcome:** Sustainability
 Matrix Code: Homeless Facilities (not operating costs) (03C) **National Objective:** LMC

Initial Funding Date: 03/28/2018

Description:
 \$15,000.00 in CDBG funds is allocated to install security cameras at five (5) buildings providing transitional housing to homeless families.

Financing

	Fund Type	Grant Year	Grant	Funded Amount	Drawn In Program Year	Drawn Thru Program Year
CDBG	EN	2017	B17MC170031	\$15,000.00	\$0.00	\$15,000.00
Total	Total			\$15,000.00	\$0.00	\$15,000.00


Proposed Accomplishments

Public Facilities : 122

Actual Accomplishments

Number assisted:

	Owner		Renter		Total		Person	
	Total	Hispanic	Total	Hispanic	Total	Hispanic	Total	Hispanic
White:	0	0	0	0	0	0	50	20
Black/African American:	0	0	0	0	0	0	43	1
Asian:	0	0	0	0	0	0	5	1
American Indian/Alaskan Native:	0	0	0	0	0	0	0	0
Native Hawaiian/Other Pacific Islander:	0	0	0	0	0	0	0	0
American Indian/Alaskan Native & White:	0	0	0	0	0	0	0	0
Asian White:	0	0	0	0	0	0	0	0
Black/African American & White:	0	0	0	0	0	0	0	0
American Indian/Alaskan Native & Black/African American:	0	0	0	0	0	0	0	0
Other multi-racial:	0	0	0	0	0	0	3	0
Asian/Pacific Islander:	0	0	0	0	0	0	0	0
Hispanic:	0	0	0	0	0	0	0	0
Total:	0	0	0	0	0	0	101	22
Female-headed Households:	0		0		0			



U.S. Department of Housing and Urban Development
Office of Community Planning and Development
Integrated Disbursement and Information System
CDBG Activity Summary Report (GPR) for Program Year 2019
NAPERVILLE

Date: 01-Sep-2020

Time: 8:55


Page: 6

Income Category:

	Owner	Renter	Total	Person
Extremely Low	0	0	0	47
Low Mod	0	0	0	25
Moderate	0	0	0	27
Non Low Moderate	0	0	0	2
Total	0	0	0	101
Percent Low/Mod				98.0%

Annual Accomplishments

Years	Accomplishment Narrative	# Benefitting
2017	A total of \$15,000 in CDBG funds was leveraged with \$9,000 in funding provided by the subrecipient to install a security camera system at six apartment buildings providing transitional housing and supportive services to 37 formerly homeless families consisting of 101 individuals.	



U.S. Department of Housing and Urban Development
 Office of Community Planning and Development
 Integrated Disbursement and Information System
 CDBG Activity Summary Report (GPR) for Program Year 2019
 NAPERVILLE

Date: 01-Sep-2020
 Time: 8:55
 Page: 7

PGM Year: 2017
Project: 0004 - City of Naperville-Department of Public Works - ADA Improvements: Naperville Train Station
IDIS Activity: 394 - CON-DPW - ADA Improvements Naperville Train Station

Status: Completed 2/6/2020 4:49:46 PM **Objective:** Create suitable living environments
Location: 105 E 4th Ave Naperville, IL 60540-4647 **Outcome:** Availability/accessibility
Matrix Code: Sidewalks (03L) **National Objective:** LMC

Initial Funding Date: 03/28/2018

Description:
 A total of \$60,000.00 in CDBG funds has been allocated to upgrading city-owned sidewalks and walkways adjacent to the Naperville AMTRAKMETRA Train Station at 105 E. Fourth Street, Naperville, IL. Sidewalks will be upgraded to comply with current ADA requirements.

Financing

	Fund Type	Grant Year	Grant	Funded Amount	Drawn In Program Year	Drawn Thru Program Year
CDBG	EN	2017	B17MC170031	\$60,000.00	\$60,000.00	\$60,000.00
Total	Total			\$60,000.00	\$60,000.00	\$60,000.00


Proposed Accomplishments

People (General) : 4,000

Actual Accomplishments

Number assisted:

	Owner		Renter		Total		Person	
	Total	Hispanic	Total	Hispanic	Total	Hispanic	Total	Hispanic
White:	0	0	0	0	0	0	3,741	292
Black/African American:	0	0	0	0	0	0	256	0
Asian:	0	0	0	0	0	0	917	0
American Indian/Alaskan Native:	0	0	0	0	0	0	6	0
Native Hawaiian/Other Pacific Islander:	0	0	0	0	0	0	0	0
American Indian/Alaskan Native & White:	0	0	0	0	0	0	0	0
Asian White:	0	0	0	0	0	0	0	0
Black/African American & White:	0	0	0	0	0	0	0	0
American Indian/Alaskan Native & Black/African American:	0	0	0	0	0	0	0	0
Other multi-racial:	0	0	0	0	0	0	205	0
Asian/Pacific Islander:	0	0	0	0	0	0	0	0
Hispanic:	0	0	0	0	0	0	0	0
Total:	0	0	0	0	0	0	5,125	292



U.S. Department of Housing and Urban Development
 Office of Community Planning and Development
 Integrated Disbursement and Information System
 CDBG Activity Summary Report (GPR) for Program Year 2019
 NAPERVILLE

Date: 01-Sep-2020
 Time: 8:55
 Page: 8

Female-headed Households: 0 0 0

Income Category:

	Owner	Renter	Total	Person
Extremely Low	0	0	0	0
Low Mod	0	0	0	5,125
Moderate	0	0	0	0
Non Low Moderate	0	0	0	0
Total	0	0	0	5,125
Percent Low/Mod				100.0%

Annual Accomplishments

Years	Accomplishment Narrative	# Benefiting
2017	Handicapped ramps and curb cuts leading from parking areas to the Naperville AMTRAK/METRA Station at 105 E. Fourth Street in downtown Naperville were reconstructed to improve access and remove architectural barriers for mobility-impaired commuters by complying with current ADA standards. Based on U.S. Census data (2012 American Community Survey), approximately 3.5% of Naperville residents have a mobility impairment. Multiplied by the estimated 2017 population of 146,431 (2017 American Community Survey), approximately 5,125 Naperville residents would have had the opportunity to benefit from these improvements.	



U.S. Department of Housing and Urban Development
 Office of Community Planning and Development
 Integrated Disbursement and Information System
 CDBG Activity Summary Report (GPR) for Program Year 2019
 NAPERVILLE

Date: 01-Sep-2020
 Time: 8:55
 Page: 9

PGM Year: 2017
Project: 0010 - Loaves & Fishes CARES Program - Emergency Financial Assistance Program
IDIS Activity: 399 - Loaves & Fishes CARES Program - Emergency Financial Assistance Program

Status: Completed 6/3/2019 4:59:36 PM **Objective:** Provide decent affordable housing
Location: 1871 High Grove Ln Naperville, IL 60540-3931 **Outcome:** Availability/accessibility
Matrix Code: Subsistence Payment (05Q) **National Objective:** LMC

Initial Funding Date: 12/21/2017

Description:

A total of \$42,500 in CDBG funds is awarded to provide temporary rent, mortgage and utility payment assistance to households at risk of homelessness.

Financing

	Fund Type	Grant Year	Grant	Funded Amount	Drawn In Program Year	Drawn Thru Program Year
CDBG	EN	2017	B17MC170031	\$19,790.08	\$0.00	\$19,790.08
	PI			\$22,709.92	\$0.00	\$22,709.92
Total	Total			\$42,500.00	\$0.00	\$42,500.00

Proposed Accomplishments


People (General) : 300

Actual Accomplishments

Number assisted:

	Owner		Renter		Total		Person	
	Total	Hispanic	Total	Hispanic	Total	Hispanic	Total	Hispanic
White:	0	0	0	0	0	0	103	23
Black/African American:	0	0	0	0	0	0	128	0
Asian:	0	0	0	0	0	0	10	0
American Indian/Alaskan Native:	0	0	0	0	0	0	0	0
Native Hawaiian/Other Pacific Islander:	0	0	0	0	0	0	0	0
American Indian/Alaskan Native & White:	0	0	0	0	0	0	0	0
Asian White:	0	0	0	0	0	0	0	0
Black/African American & White:	0	0	0	0	0	0	0	0
American Indian/Alaskan Native & Black/African American:	0	0	0	0	0	0	0	0
Other multi-racial:	0	0	0	0	0	0	4	0
Asian/Pacific Islander:	0	0	0	0	0	0	0	0
Hispanic:	0	0	0	0	0	0	0	0
Total:	0	0	0	0	0	0	245	23

Female-headed Households: 0



U.S. Department of Housing and Urban Development
 Office of Community Planning and Development
 Integrated Disbursement and Information System
 CDBG Activity Summary Report (GPR) for Program Year 2019
 NAPERVILLE

Date: 01-Sep-2020
 Time: 8:55
 Page: 10

Income Category:

	Owner	Renter	Total	Person
Extremely Low	0	0	0	115
Low Mod	0	0	0	62
Moderate	0	0	0	45
Non Low Moderate	0	0	0	23
Total	0	0	0	245
Percent Low/Mod				90.6%

Annual Accomplishments

Years	Accomplishment Narrative	# Benefitting
2017	<p>A total of \$42,500.00 in CDBG funds was used to provide temporary rent and utility assistance to 245 individuals in 111 households from October, 2017 to March, 2018. A total of 88.5% of persons assisted were from low- or moderate-income households.</p> <p>*October, 2017 - Provided \$722.85 in utility assistance and \$3,752.68 in rental assistance for a total of \$4,475.53 to 26 persons in 11 households. 14 White, 11 Black and 1 Multi-racial; 5 Hispanic; 10 Extremely Low-Income and 16 Low-Income; 6 Female-Headed Hhlds.</p> <p>*November, 2017 - Provided \$1,363.24 in utility assistance and \$6,880.31 in rental assistance for a total of \$8,243.55 to 39 persons in 17 households. 14 White, 25 Black; 2 Hispanic; 13 Extremely Low-Income, 7 Low-Income, 13 Moderate-Income and 6 Above-Moderate Income; 11 Female-Headed Hhlds.</p> <p>*December, 2017 - Provided \$119.17 in utility assistance and \$7,038.06 in rental assistance for a total of \$7,157.23 to 39 persons in 15 households. 21 White, 18 Black; 8 Hispanic; 26 Extremely low-Income, 3 Low-Income, 8 Moderate-Income and 2 Above-Moderate Income; 12 Female-Headed Hhlds.</p> <p>*January, 2018 - Provided \$2,338.03 in utility assistance and \$6,234.48 in rental assistance for a total of \$8,572.51 to 57 persons in 21 households. 20 White, 29 Black, 5 Asian, 3 Other Multi-Racial; 3 Hispanic. 23 Extremely Low-Income, 21 Low-Income and 13 Moderate-Income; 15 Female-Headed Hhlds.</p> <p>*February, 2018 - Provided \$1,552.26 in utility assistance and \$5,427.92 in rental assistance for a total of \$6,980.18 to 43 persons in 14 households. 20 White, 21 Black, 2 Asian; 5 Hispanic. 28 Extremely Low-Income, 4 Low-Income, 5 Moderate-Income and 6 above Moderate-income; 8 Female-Headed Hhlds.</p> <p>*March, 2018 - Provided \$2,878.82 in utility assistance and \$4,192.18 in rental assistance for a total of \$7,071.00 to 41 persons in 18 households. 14 White, 24 Black, 3 Asian. 23 Extremely Low-Income, 3 Low-Income, 6 Moderate-Income and 5 above Moderate-Income; 12 Female-Headed Hhlds.</p>	



U.S. Department of Housing and Urban Development
 Office of Community Planning and Development
 Integrated Disbursement and Information System
 CDBG Activity Summary Report (GPR) for Program Year 2019
 NAPERVILLE

Date: 01-Sep-2020
 Time: 8:55
 Page: 11

PGM Year: 2017
Project: 0013 - Peoples Resource Center - HVAC System Replacement
IDIS Activity: 402 - Peoples Resource Center - HVAC System Replacement

Status: Completed 10/23/2019 1:20:49 PM
Location: 201 S Naperville Rd Wheaton, IL 60187-5417
Objective: Create suitable living environments
Outcome: Availability/accessibility
Matrix Code: Other Public Improvements Not Listed
National Objective: LMC in 03A-03S (03Z)

Initial Funding Date: 03/28/2018

Description:

A total of \$15,000 in CDBG funds is awarded to replace the HVAC system of a social service agency serving Naperville residents.

Financing

	Fund Type	Grant Year	Grant	Funded Amount	Drawn In Program Year	Drawn Thru Program Year
CDBG	EN	2017	B17MC170031	\$15,000.00	\$15,000.00	\$15,000.00
Total	Total			\$15,000.00	\$15,000.00	\$15,000.00

Proposed Accomplishments

People (General) : 1,000

Actual Accomplishments

Number assisted:

	Owner		Renter		Total		Person	
	Total	Hispanic	Total	Hispanic	Total	Hispanic	Total	Hispanic
White:	0	0	0	0	0	0	335	89
Black/African American:	0	0	0	0	0	0	550	7
Asian:	0	0	0	0	0	0	68	1
American Indian/Alaskan Native:	0	0	0	0	0	0	1	0
Native Hawaiian/Other Pacific Islander:	0	0	0	0	0	0	2	0
American Indian/Alaskan Native & White:	0	0	0	0	0	0	0	0
Asian White:	0	0	0	0	0	0	0	0
Black/African American & White:	0	0	0	0	0	0	0	0
American Indian/Alaskan Native & Black/African American:	0	0	0	0	0	0	0	0
Other multi-racial:	0	0	0	0	0	0	23	10
Asian/Pacific Islander:	0	0	0	0	0	0	0	0
Hispanic:	0	0	0	0	0	0	0	0
Total:	0	0	0	0	0	0	979	107
Female-headed Households:	0		0		0			



U.S. Department of Housing and Urban Development
Office of Community Planning and Development
Integrated Disbursement and Information System
CDBG Activity Summary Report (GPR) for Program Year 2019
NAPERVILLE

Date: 01-Sep-2020

Time: 8:55

Page: 12

Income Category:

	Owner	Renter	Total	Person
Extremely Low	0	0	0	711
Low Mod	0	0	0	176
Moderate	0	0	0	86
Non Low Moderate	0	0	0	6
Total	0	0	0	979
Percent Low/Mod				99.4%

Annual Accomplishments

Years	Accomplishment Narrative	# Benefitting
2017	A total of \$15,000 in CDBG funds was used to replace the HVAC system at a building housing a social service agency providing homelessness prevention and other social service assistance (rent, mortgage, utility and security deposits).	



U.S. Department of Housing and Urban Development
 Office of Community Planning and Development
 Integrated Disbursement and Information System
 CDBG Activity Summary Report (GPR) for Program Year 2019
 NAPERVILLE

Date: 01-Sep-2020
 Time: 8:55
 Page: 13

PGM Year: 2017
Project: 0007 - DuPage Habitat for Humanity - Home Repair Program
IDIS Activity: 404 - DuPage Habitat for Humanity - Home Repair Program

Status: Open
Location: 531 E Roosevelt Rd Wheaton, IL 60187-5583
Objective: Provide decent affordable housing
Outcome: Affordability
Matrix Code: Rehab; Single-Unit Residential (14A) **National Objective:** LMH

Initial Funding Date: 05/31/2018

Description:
 Home Repair Program for low and moderate-income owner-occupants of single family residences.

Financing

	Fund Type	Grant Year	Grant	Funded Amount	Drawn In Program Year	Drawn Thru Program Year
CDBG	EN	2017	B17MC170031	\$50,000.00	\$0.00	\$21,054.23
Total	Total			\$50,000.00	\$0.00	\$21,054.23


Proposed Accomplishments

Housing Units : 10

Actual Accomplishments

Number assisted:

	Owner		Renter		Total		Person	
	Total	Hispanic	Total	Hispanic	Total	Hispanic	Total	Hispanic
White:	1	0	0	0	1	0	0	0
Black/African American:	1	0	0	0	1	0	0	0
Asian:	0	0	0	0	0	0	0	0
American Indian/Alaskan Native:	0	0	0	0	0	0	0	0
Native Hawaiian/Other Pacific Islander:	0	0	0	0	0	0	0	0
American Indian/Alaskan Native & White:	0	0	0	0	0	0	0	0
Asian White:	0	0	0	0	0	0	0	0
Black/African American & White:	0	0	0	0	0	0	0	0
American Indian/Alaskan Native & Black/African American:	0	0	0	0	0	0	0	0
Other multi-racial:	0	0	0	0	0	0	0	0
Asian/Pacific Islander:	0	0	0	0	0	0	0	0
Hispanic:	0	0	0	0	0	0	0	0
Total:	2	0	0	0	2	0	0	0
Female-headed Households:	0		0		0			



U.S. Department of Housing and Urban Development
Office of Community Planning and Development
Integrated Disbursement and Information System
CDBG Activity Summary Report (GPR) for Program Year 2019
NAPERVILLE

Date: 01-Sep-2020

Time: 8:55


Page: 14

Income Category:

	Owner	Renter	Total	Person
Extremely Low	0	0	0	0
Low Mod	1	0	1	0
Moderate	1	0	1	0
Non Low Moderate	0	0	0	0
Total	2	0	2	0
Percent Low/Mod	100.0%		100.0%	

Annual Accomplishments

Years	Accomplishment Narrative	# Benefiting
2017	Completed renovations on two single-family homes owned and occupied by low and moderate-income homeowners.	



U.S. Department of Housing and Urban Development
Office of Community Planning and Development
Integrated Disbursement and Information System
CDBG Activity Summary Report (GPR) for Program Year 2019
NAPERVILLE

Date: 01-Sep-2020

Time: 8:55


Page: 16

Income Category:

	Owner	Renter	Total	Person
Extremely Low	0	0	0	8
Low Mod	0	0	0	0
Moderate	0	0	0	0
Non Low Moderate	0	0	0	0
Total	0	0	0	8
Percent Low/Mod				100.0%

Annual Accomplishments

Years	Accomplishment Narrative	# Benefitting
2018	A total of \$14,470.40 in CDBG funds was used to replace the boiler, water spigot, basement ceiling, basement stairs, gutters and other capital improvements to a group home for abused/neglected teen girls.	



U.S. Department of Housing and Urban Development
 Office of Community Planning and Development
 Integrated Disbursement and Information System
 CDBG Activity Summary Report (GPR) for Program Year 2019
 NAPERVILLE

Date: 01-Sep-2020
 Time: 8:55
 Page: 17

PGM Year: 2018
Project: 0002 - Illinois Independent Living Center - Flooring Replacement
IDIS Activity: 408 - ILLINOIS INDEPENDENT LIVING CENTER-Flooring Replacement

Status: Completed 10/22/2019 3:49:45 PM **Objective:** Provide decent affordable housing
Location: 1141 Iroquois Ave Naperville, IL 60563-9376 **Outcome:** Affordability
Matrix Code: Rehab; Multi-Unit Residential (14B) **National Objective:** LMH

Initial Funding Date: 01/31/2019

Description:

A total of \$65,275.00 in CDBG funds will be used to replace flooring at an apartment complex for persons with severe physical disabilities.

Financing

	Fund Type	Grant Year	Grant	Funded Amount	Drawn In Program Year	Drawn Thru Program Year
CDBG	EN	2018	B18MC170031	\$65,275.00	\$65,275.00	\$65,275.00
Total	Total			\$65,275.00	\$65,275.00	\$65,275.00

Proposed Accomplishments

Housing Units : 31

Actual Accomplishments

Number assisted:

	Owner		Renter		Total		Person	
	Total	Hispanic	Total	Hispanic	Total	Hispanic	Total	Hispanic
White:	9	0	15	1	24	1	0	0
Black/African American:	0	0	3	0	3	0	0	0
Asian:	0	0	1	0	1	0	0	0
American Indian/Alaskan Native:	0	0	0	0	0	0	0	0
Native Hawaiian/Other Pacific Islander:	0	0	0	0	0	0	0	0
American Indian/Alaskan Native & White:	0	0	0	0	0	0	0	0
Asian White:	0	0	0	0	0	0	0	0
Black/African American & White:	0	0	0	0	0	0	0	0
American Indian/Alaskan Native & Black/African American:	0	0	0	0	0	0	0	0
Other multi-racial:	0	0	1	1	1	1	0	0
Asian/Pacific Islander:	0	0	0	0	0	0	0	0
Hispanic:	0	0	0	0	0	0	0	0
Total:	9	0	20	2	29	2	0	0
Female-headed Households:	5		11		16			



U.S. Department of Housing and Urban Development
Office of Community Planning and Development
Integrated Disbursement and Information System
CDBG Activity Summary Report (GPR) for Program Year 2019
NAPERVILLE

Date: 01-Sep-2020
Time: 8:55
Page: 18

Income Category:

	Owner	Renter	Total	Person
Extremely Low	4	13	17	0
Low Mod	1	5	6	0
Moderate	0	0	0	0
Non Low Moderate	4	2	6	0
Total	9	20	29	0
Percent Low/Mod	55.6%	90.0%	79.3%	

Annual Accomplishments

Years	Accomplishment Narrative	# Benefitting
2018	A total of \$65,275 in CDBG funds was used to replace the remove existing floors, repair underlayment and install new replacement flooring at an apartment complex providing 31 units of affordable, fully accessible housing for people with severe physical disabilities.	



U.S. Department of Housing and Urban Development
 Office of Community Planning and Development
 Integrated Disbursement and Information System
 CDBG Activity Summary Report (GPR) for Program Year 2019
 NAPERVILLE

Date: 01-Sep-2020
 Time: 8:55
 Page: 19

PGM Year: 2018
Project: 0003 - Little Friends, Inc. - Community Integrated Living Arrangement (CILA) Rehabilitation
IDIS Activity: 409 - LITTLE FRIENDS-CILA Rehabilitation

Status: Completed 1/23/2020 5:33:47 PM
Location: 140 N Wright St Naperville, IL 60540-4748
Objective: Create suitable living environments
Outcome: Availability/accessibility
Matrix Code: Facility for Persons with Disabilities (03B) **National Objective:** LMC

Initial Funding Date: 01/31/2019

Description:

A total of \$28,165.00 will be used to remove barriers and improve handicapped access at a center providing services to severely disabled persons.

Financing

	Fund Type	Grant Year	Grant	Funded Amount	Drawn In Program Year	Drawn Thru Program Year
CDBG	EN	2018	B18MC170031	\$25,005.00	\$25,005.00	\$25,005.00
Total	Total			\$25,005.00	\$25,005.00	\$25,005.00


Proposed Accomplishments

Public Facilities : 500

Actual Accomplishments

Number assisted:

	Owner		Renter		Total		Person	
	Total	Hispanic	Total	Hispanic	Total	Hispanic	Total	Hispanic
White:	0	0	0	0	0	0	8	0
Black/African American:	0	0	0	0	0	0	0	0
Asian:	0	0	0	0	0	0	0	0
American Indian/Alaskan Native:	0	0	0	0	0	0	0	0
Native Hawaiian/Other Pacific Islander:	0	0	0	0	0	0	0	0
American Indian/Alaskan Native & White:	0	0	0	0	0	0	0	0
Asian White:	0	0	0	0	0	0	0	0
Black/African American & White:	0	0	0	0	0	0	0	0
American Indian/Alaskan Native & Black/African American:	0	0	0	0	0	0	0	0
Other multi-racial:	0	0	0	0	0	0	0	0
Asian/Pacific Islander:	0	0	0	0	0	0	0	0
Hispanic:	0	0	0	0	0	0	0	0
Total:	0	0	0	0	0	0	8	0
Female-headed Households:	0		0		0			



U.S. Department of Housing and Urban Development
Office of Community Planning and Development
Integrated Disbursement and Information System
CDBG Activity Summary Report (GPR) for Program Year 2019
NAPERVILLE


Date: 01-Sep-2020
Time: 8:55
Page: 20

Income Category:

	Owner	Renter	Total	Person
Extremely Low	0	0	0	8
Low Mod	0	0	0	0
Moderate	0	0	0	0
Non Low Moderate	0	0	0	0
Total	0	0	0	8
Percent Low/Mod				100.0%

Annual Accomplishments

Years	Accomplishment Narrative	# Benefitting
2018	A total of \$25,005.00 was spent to rehabilitate two Community Integrated Living Arrangement (CILA) homes located at 451 Westglen and 4804 Fesseneva. The two buildings provide housing for a total of 8 severely disabled adults. The home at 451 Westglen received new roofing and carpeting and the two bathrooms at the home at 4804 Fesseneva were equipped with new handicapped-accessible bathroom fixtures.	



U.S. Department of Housing and Urban Development
 Office of Community Planning and Development
 Integrated Disbursement and Information System
 CDBG Activity Summary Report (GPR) for Program Year 2019
 NAPERVILLE

Date: 01-Sep-2020
 Time: 8:55
 Page: 21

PGM Year: 2018
Project: 0004 - Loaves & Fishes CARES Program - Emergency Financial Assistance
IDIS Activity: 410 - LOAVES & FISHES CARES PROGRAM-Emergency Financial Assistance

Status: Completed 3/10/2020 6:25:53 PM **Objective:** Provide decent affordable housing
Location: 1871 High Grove Ln Naperville, IL 60540-3931 **Outcome:** Availability/accessibility
Matrix Code: Subsistence Payment (05Q) **National Objective:** LMC

Initial Funding Date: 12/20/2018

Description:
 A total of \$60,000.00 in CDBG funds will be allocated to emergency rent, mortgage and utility assistance to prevent homelessness.

Financing

	Fund Type	Grant Year	Grant	Funded Amount	Drawn In Program Year	Drawn Thru Program Year
CDBG	EN	Pre-2015		\$16,524.46	\$0.00	\$0.00
		2014	B14MC170031		\$0.00	\$16,524.46
		2015	B15MC170031	\$17,071.87	\$0.00	\$17,071.87
		2018	B18MC170031	\$25,779.13	\$15,264.94	\$25,779.13
Total	Total			\$59,375.46	\$15,264.94	\$59,375.46


Proposed Accomplishments

People (General) : 250

Actual Accomplishments

Number assisted:

	Owner		Renter		Total		Person	
	Total	Hispanic	Total	Hispanic	Total	Hispanic	Total	Hispanic
White:	0	0	0	0	0	0	137	39
Black/African American:	0	0	0	0	0	0	260	0
Asian:	0	0	0	0	0	0	14	0
American Indian/Alaskan Native:	0	0	0	0	0	0	0	0
Native Hawaiian/Other Pacific Islander:	0	0	0	0	0	0	0	0
American Indian/Alaskan Native & White:	0	0	0	0	0	0	0	0
Asian White:	0	0	0	0	0	0	0	0
Black/African American & White:	0	0	0	0	0	0	0	0
American Indian/Alaskan Native & Black/African American:	0	0	0	0	0	0	0	0
Other multi-racial:	0	0	0	0	0	0	20	0
Asian/Pacific Islander:	0	0	0	0	0	0	0	0
Hispanic:	0	0	0	0	0	0	0	0



U.S. Department of Housing and Urban Development
 Office of Community Planning and Development
 Integrated Disbursement and Information System
 CDBG Activity Summary Report (GPR) for Program Year 2019
 NAPERVILLE

Date: 01-Sep-2020
 Time: 8:55
 Page: 22

Total: 0 0 0 0 0 0 431 39


Female-headed Households: 0 0 0 0

Income Category:

	Owner	Renter	Total	Person
Extremely Low	0	0	0	257
Low Mod	0	0	0	79
Moderate	0	0	0	83
Non Low Moderate	0	0	0	12
Total	0	0	0	431
Percent Low/Mod	97.2%			

Annual Accomplishments

Years	Accomplishment Narrative	# Benefitting
2018	August, 2018 - Assisted 19 hhlds. and 55 individuals September, 2018 - Assisted 17 hhlds. and 44 individuals October, 2018 - Assisted 29 hhlds. and 75 individuals November, 2018 - Assisted 21 hhlds. and 51 individuals December, 2018 - Assisted 14 hhlds. and 35 individuals January, 2019 - Assisted 18 hhlds. and 40 individuals February, 2019 - Assisted 11 hhlds. and 31 individuals March, 2019 - Assisted 16 hhlds. and 46 individuals April, 2019 - Assisted 21 hhlds. and 54 individuals	



U.S. Department of Housing and Urban Development
 Office of Community Planning and Development
 Integrated Disbursement and Information System
 CDBG Activity Summary Report (GPR) for Program Year 2019
 NAPERVILLE

Date: 01-Sep-2020
 Time: 8:55
 Page: 23

PGM Year: 2018
Project: 0005 - Naperville Elderly Homes - Front Entry Renovation and Awning Replacement
IDIS Activity: 411 - NAPERVILLE ELDERLY HOMES-Front Entry Modifications

Status: Open **Objective:** Provide decent affordable housing
Location: 310 Martin Ave Naperville, IL 60540-6542 **Outcome:** Availability/accessibility
Matrix Code: Rehab; Multi-Unit Residential (14B) **National Objective:** LMH

Initial Funding Date: 01/31/2019

Description:
 A total of \$63,446.00 in CDBG funds will be used to rehab bathrooms in four apartments, increasing accessibility and energy efficiency.

Financing

	Fund Type	Grant Year	Grant	Funded Amount	Drawn In Program Year	Drawn Thru Program Year
CDBG	EN	2018	B18MC170031	\$92,667.00	\$0.00	\$0.00
Total	Total			\$92,667.00	\$0.00	\$0.00


Proposed Accomplishments

Housing Units : 4

Actual Accomplishments

Number assisted:

	Owner		Renter		Total		Person	
	Total	Hispanic	Total	Hispanic	Total	Hispanic	Total	Hispanic
White:	0	0	0	0	0	0		0
Black/African American:	0	0	0	0	0	0	0	0
Asian:	0	0	0	0	0	0	0	0
American Indian/Alaskan Native:	0	0	0	0	0	0	0	0
Native Hawaiian/Other Pacific Islander:	0	0	0	0	0	0	0	0
American Indian/Alaskan Native & White:	0	0	0	0	0	0	0	0
Asian White:	0	0	0	0	0	0	0	0
Black/African American & White:	0	0	0	0	0	0	0	0
American Indian/Alaskan Native & Black/African American:	0	0	0	0	0	0	0	0
Other multi-racial:	0	0	0	0	0	0	0	0
Asian/Pacific Islander:	0	0	0	0	0	0	0	0
Hispanic:	0	0	0	0	0	0	0	0
Total:	0	0	0	0	0	0	0	0
Female-headed Households:	0		0		0			



U.S. Department of Housing and Urban Development
Office of Community Planning and Development
Integrated Disbursement and Information System
CDBG Activity Summary Report (GPR) for Program Year 2019
NAPERVILLE

Date: 01-Sep-2020

Time: 8:55

Page: 24

Income Category:

	Owner	Renter	Total	Person
Extremely Low	0	0	0	0
Low Mod	0	0	0	0
Moderate	0	0	0	0
Non Low Moderate	0	0	0	0
Total	0	0	0	0
Percent Low/Mod				

Annual Accomplishments

No data returned for this view. This might be because the applied filter excludes all data.



U.S. Department of Housing and Urban Development
 Office of Community Planning and Development
 Integrated Disbursement and Information System
 CDBG Activity Summary Report (GPR) for Program Year 2019
 NAPERVILLE

Date: 01-Sep-2020
 Time: 8:55
 Page: 25

PGM Year: 2018
Project: 0006 - Naperville Heritage Society - Naper Settlement South Entry Gate
IDIS Activity: 413 - NAPERVILLE HERITAGE SOCIETY-Naper Settlement South Entry Gate

Status: Completed 2/6/2020 4:54:34 PM **Objective:** Create suitable living environments
Location: 523 S Webster St Naperville, IL 60540-6517 **Outcome:** Availability/accessibility
Matrix Code: Facility for Persons with Disabilities **National Objective:** LMC
 (03B)

Initial Funding Date: 01/31/2019

Description:
 A total of \$39,260.00 in CDBG funds will be used to replace the South Entry Gate at the Naper Settlement Museum with a more accessible and functional design.

Financing

	Fund Type	Grant Year	Grant	Funded Amount	Drawn In Program Year	Drawn Thru Program Year
CDBG	EN	2018	B18MC170031	\$39,260.00	\$39,260.00	\$39,260.00
Total	Total			\$39,260.00	\$39,260.00	\$39,260.00


Proposed Accomplishments

Public Facilities : 1,000

Actual Accomplishments

Number assisted:

	Owner		Renter		Total		Person	
	Total	Hispanic	Total	Hispanic	Total	Hispanic	Total	Hispanic
White:	0	0	0	0	0	0	3,741	292
Black/African American:	0	0	0	0	0	0	256	0
Asian:	0	0	0	0	0	0	917	0
American Indian/Alaskan Native:	0	0	0	0	0	0	6	0
Native Hawaiian/Other Pacific Islander:	0	0	0	0	0	0	0	0
American Indian/Alaskan Native & White:	0	0	0	0	0	0	0	0
Asian White:	0	0	0	0	0	0	0	0
Black/African American & White:	0	0	0	0	0	0	0	0
American Indian/Alaskan Native & Black/African American:	0	0	0	0	0	0	0	0
Other multi-racial:	0	0	0	0	0	0	205	0
Asian/Pacific Islander:	0	0	0	0	0	0	0	0
Hispanic:	0	0	0	0	0	0	0	0
Total:	0	0	0	0	0	0	5,125	292
Female-headed Households:	0		0		0			



U.S. Department of Housing and Urban Development
 Office of Community Planning and Development
 Integrated Disbursement and Information System
 CDBG Activity Summary Report (GPR) for Program Year 2019
 NAPERVILLE

Date: 01-Sep-2020
 Time: 8:55
 Page: 26

Income Category:

	Owner	Renter	Total	Person
Extremely Low	0	0	0	0
Low Mod	0	0	0	5,125
Moderate	0	0	0	0
Non Low Moderate	0	0	0	0
Total	0	0	0	5,125
Percent Low/Mod				100.0%

Annual Accomplishments

Years	Accomplishment Narrative	# Benefitting
2018	A total of \$39,260.00 in CDBG funds was spent reduce architectural barriers for mobility-impaired persons at the Naper Settlement museum campus south entry by replacing the cobblestone surface with a flat concrete surface, replacing the single entry gate with two new gates that meet current ADA standards and upgrading the electronic entry system for added security and ease of operation. using wheelchairs, walkers, canes and other assistance devices. In 2018, almost 300,000 people visited Naper Settlement for tours, events and facility rentals. Naperville residents with ambulatory disabilities will have improved access to the museum exhibits. Based on U.S. Census data (2012 American Community Survey), approximately 3.5% of Naperville residents have a mobility impairment. Multiplied by the estimated 2017 population of 146,431 (2017 American Community Survey), approximately 5,125 Naperville residents would have had the opportunity to benefit from these improvements.	



U.S. Department of Housing and Urban Development
 Office of Community Planning and Development
 Integrated Disbursement and Information System
 CDBG Activity Summary Report (GPR) for Program Year 2019
 NAPERVILLE

Date: 01-Sep-2020
 Time: 8:55
 Page: 27

PGM Year: 2018
Project: 0007 - Naperville Park District - Riverwalk Warming House ADA Accessibility Improvements
IDIS Activity: 414 - NAPERVILLE PARK DISTRICT-Riverwalk Warming House Accessibility Improvements

Status: Canceled 4/8/2019 12:04:38 PM **Objective:** Create suitable living environments
Location: 320 Jackson Ave Naperville, IL 60540-5252 **Outcome:** Availability/accessibility
Matrix Code: Parks, Recreational Facilities (03F) **National Objective:** LMC

Initial Funding Date: 01/31/2019

Description:

A total of \$29,221.00 in CDBG funds will be used to remove barriers and improve accessibility at a restroom facility serving the Naperville Riverwalk.

Financing

No data returned for this view. This might be because the applied filter excludes all data.

Proposed Accomplishments

Public Facilities : 1,000

Actual Accomplishments

Number assisted:

	Owner		Renter		Total		Person	
	Total	Hispanic	Total	Hispanic	Total	Hispanic	Total	Hispanic
White:	0	0	0	0	0	0		0
Black/African American:	0	0	0	0	0	0	0	0
Asian:	0	0	0	0	0	0	0	0
American Indian/Alaskan Native:	0	0	0	0	0	0	0	0
Native Hawaiian/Other Pacific Islander:	0	0	0	0	0	0	0	0
American Indian/Alaskan Native & White:	0	0	0	0	0	0	0	0
Asian White:	0	0	0	0	0	0	0	0
Black/African American & White:	0	0	0	0	0	0	0	0
American Indian/Alaskan Native & Black/African American:	0	0	0	0	0	0	0	0
Other multi-racial:	0	0	0	0	0	0	0	0
Asian/Pacific Islander:	0	0	0	0	0	0	0	0



U.S. Department of Housing and Urban Development
 Office of Community Planning and Development
 Integrated Disbursement and Information System
 CDBG Activity Summary Report (GPR) for Program Year 2019
 NAPERVILLE

Date: 01-Sep-2020

Time: 8:55

Page: 28

Hispanic:	0	0	0	0	0	0	0	0
Total:	0	0	0	0	0	0	0	0
Female-headed Households:	0		0		0			

Income Category:

	Owner	Renter	Total	Person
Extremely Low	0	0	0	0
Low Mod	0	0	0	0
Moderate	0	0	0	0
Non Low Moderate	0	0	0	0
Total	0	0	0	0
Percent Low/Mod				

Annual Accomplishments

No data returned for this view. This might be because the applied filter excludes all data.



U.S. Department of Housing and Urban Development
 Office of Community Planning and Development
 Integrated Disbursement and Information System
 CDBG Activity Summary Report (GPR) for Program Year 2019
 NAPERVILLE

Date: 01-Sep-2020
 Time: 8:55
 Page: 29

PGM Year: 2018
Project: 0008 - Serenity House - Naperville Women's Recovery Home Rehabilitation
IDIS Activity: 415 - SERENITY HOUSE-Naperville Women's Recovery Home Rehabilitation

Status: Completed 2/6/2020 4:42:41 PM **Objective:** Provide decent affordable housing
Location: 1045 Alder Ln Naperville, IL 60540-7201 **Outcome:** Affordability
Matrix Code: Homeless Facilities (not operating costs) (03C) **National Objective:** LMC

Initial Funding Date: 01/31/2019

Description:

A total of \$42,750 in CDBG funds will be used to rehabilitate the Naperville Womens Recovery Home, a transitional housing facility for women recovering from substance abuse. Renovations will include kitchen cabinets, countertops, stove, refrigerator and flooring, and replacement of deteriorated concrete driveway and patio. All items will be fully ADA compliant and meet energy efficiency standards. A total of 20 percent of costs will be paid with funds from the Serenity Housing Foundation.

Financing

	Fund Type	Grant Year	Grant	Funded Amount	Drawn In Program Year	Drawn Thru Program Year
CDBG	EN	2018	B18MC170031	\$32,440.00	\$32,440.00	\$32,440.00
Total	Total			\$32,440.00	\$32,440.00	\$32,440.00


Proposed Accomplishments

Public Facilities : 18

Actual Accomplishments

Number assisted:

	Owner		Renter		Total		Person	
	Total	Hispanic	Total	Hispanic	Total	Hispanic	Total	Hispanic
White:	0	0	0	0	0	0	9	1
Black/African American:	0	0	0	0	0	0	0	0
Asian:	0	0	0	0	0	0	0	0
American Indian/Alaskan Native:	0	0	0	0	0	0	0	0
Native Hawaiian/Other Pacific Islander:	0	0	0	0	0	0	0	0
American Indian/Alaskan Native & White:	0	0	0	0	0	0	0	0
Asian White:	0	0	0	0	0	0	0	0
Black/African American & White:	0	0	0	0	0	0	0	0
American Indian/Alaskan Native & Black/African American:	0	0	0	0	0	0	0	0
Other multi-racial:	0	0	0	0	0	0	0	0
Asian/Pacific Islander:	0	0	0	0	0	0	0	0
Hispanic:	0	0	0	0	0	0	0	0
Total:	0	0	0	0	0	0	9	1



U.S. Department of Housing and Urban Development
Office of Community Planning and Development
Integrated Disbursement and Information System
CDBG Activity Summary Report (GPR) for Program Year 2019
NAPERVILLE

Date: 01-Sep-2020
Time: 8:55
Page: 30


Female-headed Households: 0 0 0

Income Category:

	Owner	Renter	Total	Person
Extremely Low	0	0	0	0
Low Mod	0	0	0	9
Moderate	0	0	0	0
Non Low Moderate	0	0	0	0
Total	0	0	0	9
Percent Low/Mod				100.0%

Annual Accomplishments

Years	Accomplishment Narrative	# Benefiting
2018	A total of \$32,440.00 in CDBG funds was used to upgrade the kitchen at a transitional residence for women recovering from substance abuse. New cabinets, countertops and flooring were installed in the kitchen and repairs were made to the drywall and to the concrete driveway/patio leading to the garage. Serenity House contributed \$2,600.00 of its own funding for the purchase and installation of a new stove and refrigerator. A total of 9 women will benefit from these improvements.	



U.S. Department of Housing and Urban Development
 Office of Community Planning and Development
 Integrated Disbursement and Information System
 CDBG Activity Summary Report (GPR) for Program Year 2019
 NAPERVILLE

Date: 01-Sep-2020
 Time: 8:55
 Page: 31

PGM Year: 2018
Project: 0009 - Turning Pointe Autism Foundation - Restroom/Kitchen Rehabilitation
IDIS Activity: 416 - TURNING POINTE AUTISM FDN-Restroom/Kitchen Rehabilitation

Status: Completed 1/16/2020 2:52:11 PM **Objective:** Create suitable living environments
Location: 1500 W Ogden Ave Naperville, IL 60540-3919 **Outcome:** Availability/accessibility
Matrix Code: Facility for Persons with Disabilities **National Objective:** LMC
 (03B)

Initial Funding Date: 02/13/2019

Description:

A total of \$65,000 will be used to construct two classroom suites for full-time students with autism, including bathrooms, teaching kitchen and multipurpose area at Turning handicapped center providing educational and counseling facilities for persons with Autism.
 The project will allow the school to expand the number of full-time students from 21 to 35.

Financing

	Fund Type	Grant Year	Grant	Funded Amount	Drawn In Program Year	Drawn Thru Program Year
CDBG	EN	2018	B18MC170031	\$65,000.00	\$65,000.00	\$65,000.00
Total	Total			\$65,000.00	\$65,000.00	\$65,000.00

Proposed Accomplishments

Public Facilities : 30

Actual Accomplishments

Number assisted:

	Owner		Renter		Total		Person	
	Total	Hispanic	Total	Hispanic	Total	Hispanic	Total	Hispanic
White:	0	0	0	0	0	0	15	0
Black/African American:	0	0	0	0	0	0	0	0
Asian:	0	0	0	0	0	0	2	0
American Indian/Alaskan Native:	0	0	0	0	0	0	0	0
Native Hawaiian/Other Pacific Islander:	0	0	0	0	0	0	0	0
American Indian/Alaskan Native & White:	0	0	0	0	0	0	0	0
Asian White:	0	0	0	0	0	0	0	0
Black/African American & White:	0	0	0	0	0	0	0	0
American Indian/Alaskan Native & Black/African American:	0	0	0	0	0	0	0	0
Other multi-racial:	0	0	0	0	0	0	4	0
Asian/Pacific Islander:	0	0	0	0	0	0	0	0
Hispanic:	0	0	0	0	0	0	0	0
Total:	0	0	0	0	0	0	21	0



U.S. Department of Housing and Urban Development
Office of Community Planning and Development
Integrated Disbursement and Information System
CDBG Activity Summary Report (GPR) for Program Year 2019
NAPERVILLE

Date: 01-Sep-2020

Time: 8:55

Page: 32


Female-headed Households: 0 0 0

Income Category:

	Owner	Renter	Total	Person
Extremely Low	0	0	0	0
Low Mod	0	0	0	21
Moderate	0	0	0	0
Non Low Moderate	0	0	0	0
Total	0	0	0	21
Percent Low/Mod				100.0%

Annual Accomplishments

Years	Accomplishment Narrative	# Benefiting
2018	A total of \$65,000.00 in CDBG funds was spent to upgrade the Life Skills Apartment Kitchen and to replace two restrooms with three upgraded, fully ADA-compliant restrooms for use by young adults with Autism. The Life Skills Apartment is used to teach life skills, self-sufficiency and job-readiness.	



U.S. Department of Housing and Urban Development
 Office of Community Planning and Development
 Integrated Disbursement and Information System
 CDBG Activity Summary Report (GPR) for Program Year 2019
 NAPERVILLE

Date: 01-Sep-2020
 Time: 8:55
 Page: 33

PGM Year: 2018
Project: 0010 - United Cerebral Palsy/Seguin of Greater Chicago - You Hold the Key Project
IDIS Activity: 417 - UCP SEGUIN-You Hold the Key Project

Status: Completed 9/16/2019 3:39:29 PM
Location: 715 Sara Ln Naperville, IL 60565-1613
Objective: Create suitable living environments
Outcome: Availability/accessibility
Matrix Code: Facility for Persons with Disabilities (03B) **National Objective:** LMC

Initial Funding Date: 01/31/2019

Description:

A total of \$25,000 in CDBG funds will be used to improve the safety of the residents of a Community Integrated Living Arrangement (CILA) for disabled adults with Cerebral Palsy by upgrading the water service and installing a sprinkler system and fire detection system. CDBG funds will be supplemented by \$4,000 in individual donations.

Financing

	Fund Type	Grant Year	Grant	Funded Amount	Drawn In Program Year	Drawn Thru Program Year
CDBG	EN	2018	B18MC170031	\$24,697.00	\$24,697.00	\$24,697.00
Total	Total			\$24,697.00	\$24,697.00	\$24,697.00

Proposed Accomplishments

Public Facilities : 4

Actual Accomplishments

Number assisted:

	Owner		Renter		Total		Person	
	Total	Hispanic	Total	Hispanic	Total	Hispanic	Total	Hispanic
White:	0	0	0	0	0	0	3	0
Black/African American:	0	0	0	0	0	0	1	0
Asian:	0	0	0	0	0	0	0	0
American Indian/Alaskan Native:	0	0	0	0	0	0	0	0
Native Hawaiian/Other Pacific Islander:	0	0	0	0	0	0	0	0
American Indian/Alaskan Native & White:	0	0	0	0	0	0	0	0
Asian White:	0	0	0	0	0	0	0	0
Black/African American & White:	0	0	0	0	0	0	0	0
American Indian/Alaskan Native & Black/African American:	0	0	0	0	0	0	0	0
Other multi-racial:	0	0	0	0	0	0	0	0
Asian/Pacific Islander:	0	0	0	0	0	0	0	0
Hispanic:	0	0	0	0	0	0	0	0
Total:	0	0	0	0	0	0	4	0



U.S. Department of Housing and Urban Development
Office of Community Planning and Development
Integrated Disbursement and Information System
CDBG Activity Summary Report (GPR) for Program Year 2019
NAPERVILLE

Date: 01-Sep-2020
Time: 8:55
Page: 34

Female-headed Households: 0 0 0

Income Category:

	Owner	Renter	Total	Person
Extremely Low	0	0	0	4
Low Mod	0	0	0	0
Moderate	0	0	0	0
Non Low Moderate	0	0	0	0
Total	0	0	0	4
Percent Low/Mod				100.0%

Annual Accomplishments

Years	Accomplishment Narrative	# Benefitting
2018	A total of \$24,697.00 in CDBG funds was spent to install a fire detection/sprinkler system in a Community Integrated Living Arrangement (CILA) home for four (4) adults with severe disabilities due to cerebral palsy.	



U.S. Department of Housing and Urban Development
 Office of Community Planning and Development
 Integrated Disbursement and Information System
 CDBG Activity Summary Report (GPR) for Program Year 2019
 NAPERVILLE

Date: 01-Sep-2020
 Time: 8:55
 Page: 35

PGM Year: 2018
Project: 0011 - City of Naperville - Grant Administration
IDIS Activity: 418 - CON-Grant Administration

Status: Completed 10/29/2019 3:11:10 PM
Location: ,
Objective:
Outcome:
Matrix Code: General Program Administration (21A) **National Objective:**

Initial Funding Date: 01/17/2019

Description:
 Administration and management of the Program Year 2018 Community Development Block Grant (CDBG) Program.

Financing

	Fund Type	Grant Year	Grant	Funded Amount	Drawn In Program Year	Drawn Thru Program Year
CDBG	EN	2015	B15MC170031	\$3,368.77	\$0.00	\$3,368.77
		2018	B18MC170031	\$50,381.23	\$9,659.82	\$50,381.23
Total	Total			\$53,750.00	\$9,659.82	\$53,750.00

Proposed Accomplishments

Actual Accomplishments

<i>Number assisted:</i>	Owner		Renter		Total		Person	
	Total	Hispanic	Total	Hispanic	Total	Hispanic	Total	Hispanic
White:					0	0		
Black/African American:					0	0		
Asian:					0	0		
American Indian/Alaskan Native:					0	0		
Native Hawaiian/Other Pacific Islander:					0	0		
American Indian/Alaskan Native & White:					0	0		
Asian White:					0	0		
Black/African American & White:					0	0		
American Indian/Alaskan Native & Black/African American:					0	0		
Other multi-racial:					0	0		
Asian/Pacific Islander:					0	0		
Hispanic:					0	0		
Total:	0	0	0	0	0	0	0	0
Female-headed Households:					0			



U.S. Department of Housing and Urban Development
Office of Community Planning and Development
Integrated Disbursement and Information System
CDBG Activity Summary Report (GPR) for Program Year 2019
NAPERVILLE

Date: 01-Sep-2020

Time: 8:55


Page: 36

Income Category:

	Owner	Renter	Total	Person
Extremely Low			0	
Low Mod			0	
Moderate			0	
Non Low Moderate			0	
Total	0	0	0	0
Percent Low/Mod				

Annual Accomplishments

No data returned for this view. This might be because the applied filter excludes all data.



U.S. Department of Housing and Urban Development
 Office of Community Planning and Development
 Integrated Disbursement and Information System
 CDBG Activity Summary Report (GPR) for Program Year 2019
 NAPERVILLE

Date: 01-Sep-2020
 Time: 8:55
 Page: 37

PGM Year: 2018
Project: 0012 - DuPage PADS - Olympus Place Supportive Housing Program
IDIS Activity: 419 - DUPAGE PADS-Olympus Place Supportive Housing Program

Status: Completed 6/19/2019 12:00:00 AM
Location: 5 Olympus Dr Naperville, IL 60540-7954
Objective: Provide decent affordable housing
Outcome: Affordability
Matrix Code: Services for Persons with Disabilities (05B)
National Objective: LMC

Initial Funding Date: 12/20/2018

Description:

A total of \$22,025.00 in CDBG funds will be used to provide supportive services to between 11 and 18 formerly chronically homeless persons living at Olympus Place apartments, an 11-unit affordable supportive rental housing complex.

Financing

	Fund Type	Grant Year	Grant	Funded Amount	Drawn In Program Year	Drawn Thru Program Year
CDBG	EN	2015	B15MC170031	\$14,027.36	\$0.00	\$14,027.36
		2018	B18MC170031	\$7,997.51	\$5,961.93	\$7,997.51
Total	Total			\$22,024.87	\$5,961.93	\$22,024.87

Proposed Accomplishments

People (General) : 11

Actual Accomplishments

Number assisted:

	Owner		Renter		Total		Person	
	Total	Hispanic	Total	Hispanic	Total	Hispanic	Total	Hispanic
White:	0	0	0	0	0	0	8	1
Black/African American:	0	0	0	0	0	0	13	1
Asian:	0	0	0	0	0	0	0	0
American Indian/Alaskan Native:	0	0	0	0	0	0	1	0
Native Hawaiian/Other Pacific Islander:	0	0	0	0	0	0	0	0
American Indian/Alaskan Native & White:	0	0	0	0	0	0	0	0
Asian White:	0	0	0	0	0	0	0	0
Black/African American & White:	0	0	0	0	0	0	0	0
American Indian/Alaskan Native & Black/African American:	0	0	0	0	0	0	0	0
Other multi-racial:	0	0	0	0	0	0	0	0
Asian/Pacific Islander:	0	0	0	0	0	0	0	0
Hispanic:	0	0	0	0	0	0	0	0
Total:	0	0	0	0	0	0	22	2



U.S. Department of Housing and Urban Development
 Office of Community Planning and Development
 Integrated Disbursement and Information System
 CDBG Activity Summary Report (GPR) for Program Year 2019
 NAPERVILLE

Date: 01-Sep-2020
 Time: 8:55
 Page: 38


Female-headed Households: 0 0 0

Income Category:

	Owner	Renter	Total	Person
Extremely Low	0	0	0	19
Low Mod	0	0	0	3
Moderate	0	0	0	0
Non Low Moderate	0	0	0	0
Total	0	0	0	22
Percent Low/Mod				100.0%

Annual Accomplishments

Years	Accomplishment Narrative	# Benefiting
2018	A total of \$22,025.00 in CDBG funding was used to subsidize salaries of staff providing supportive services to 22 formerly chronically homeless people to assist them to live independently in an 11-unit apartment building. Residents have a variety of disabilities including chronic mental illness and disabling health conditions, or are recovering from substance abuse. Supportive services include individual case management, providing referrals, coordinating activities to develop social skills and promote self-sufficiency.	



U.S. Department of Housing and Urban Development
 Office of Community Planning and Development
 Integrated Disbursement and Information System
 CDBG Activity Summary Report (GPR) for Program Year 2019
 NAPERVILLE

Date: 01-Sep-2020
 Time: 8:55
 Page: 39

PGM Year: 2018
Project: 0013 - City of Naperville (City Clerk's Office/TED) - Housing Needs Analysis/Affordable Housing Plan
IDIS Activity: 420 - CON-Housing Needs Analysis/Affordable Housing Plan

Status: Completed 2/6/2020 4:56:17 PM
Location: ,
Objective:
Outcome:
Matrix Code: Planning (20) **National Objective:**

Initial Funding Date: 01/31/2019

Description:
 A total of \$30,000 in CDBG funds will be allocated to hire a consultant to develop a Housing Needs Analysis/Affordable Housing Plan, as recommended by the City's Analysis of Impediments to Fair Housing Choice (AI).

Financing


	Fund Type	Grant Year	Grant	Funded Amount	Drawn In Program Year	Drawn Thru Program Year
CDBG	EN	2018	B18MC170031	\$23,083.00	\$23,083.00	\$23,083.00
	PI			\$6,917.00	\$6,917.00	\$6,917.00
Total	Total			\$30,000.00	\$30,000.00	\$30,000.00

Proposed Accomplishments

Actual Accomplishments

Number assisted:

	Owner		Renter		Total		Person	
	Total	Hispanic	Total	Hispanic	Total	Hispanic	Total	Hispanic
White:					0	0		
Black/African American:					0	0		
Asian:					0	0		
American Indian/Alaskan Native:					0	0		
Native Hawaiian/Other Pacific Islander:					0	0		
American Indian/Alaskan Native & White:					0	0		
Asian White:					0	0		
Black/African American & White:					0	0		
American Indian/Alaskan Native & Black/African American:					0	0		
Other multi-racial:					0	0		
Asian/Pacific Islander:					0	0		
Hispanic:					0	0		
Total:	0	0	0	0	0	0	0	0
Female-headed Households:					0			



U.S. Department of Housing and Urban Development
Office of Community Planning and Development
Integrated Disbursement and Information System
CDBG Activity Summary Report (GPR) for Program Year 2019
NAPERVILLE

Date: 01-Sep-2020

Time: 8:55


Page: 40

Income Category:

	Owner	Renter	Total	Person
Extremely Low			0	
Low Mod			0	
Moderate			0	
Non Low Moderate			0	
Total	0	0	0	0
Percent Low/Mod				

Annual Accomplishments

No data returned for this view. This might be because the applied filter excludes all data.



U.S. Department of Housing and Urban Development
 Office of Community Planning and Development
 Integrated Disbursement and Information System
 CDBG Activity Summary Report (GPR) for Program Year 2019
 NAPERVILLE

Date: 01-Sep-2020
 Time: 8:55
 Page: 41

PGM Year: 2018
Project: 0014 - City of Naperville (Department of Public Works) - Downtown Train Station Accessibility Improvements
IDIS Activity: 421 - CON-Naperville METRA/AMTRAK Station Accessibility Improvements, Phase II

Status: Completed 4/6/2020 4:15:02 PM **Objective:** Create suitable living environments
Location: 105 E 4th Ave Naperville, IL 60540-4647 **Outcome:** Availability/accessibility
Matrix Code: Other Public Improvements Not Listed **National Objective:** LMC
 in 03A-03S (03Z)

Initial Funding Date: 02/13/2019

Description:

A total of \$53,810 in CDBG funds will be used to replace the handicapped entry door systems at the Naperville METRA Train Station (105 E. Fourth Avenue, Naperville, IL) to improve accessibility and comply with current ADA regulations.

Financing

	Fund Type	Grant Year	Grant	Funded Amount	Drawn In Program Year	Drawn Thru Program Year
CDBG	EN	2016	B16MC170031	\$624.54	\$0.00	\$624.54
		2018	B18MC170031	\$53,185.46	\$53,185.46	\$53,185.46
Total	Total			\$53,810.00	\$53,185.46	\$53,810.00

Proposed Accomplishments

Public Facilities : 1,000

Actual Accomplishments

Number assisted:

	Owner		Renter		Total		Person	
	Total	Hispanic	Total	Hispanic	Total	Hispanic	Total	Hispanic
White:	0	0	0	0	0	0	3,741	292
Black/African American:	0	0	0	0	0	0	256	0
Asian:	0	0	0	0	0	0	917	0
American Indian/Alaskan Native:	0	0	0	0	0	0	6	0
Native Hawaiian/Other Pacific Islander:	0	0	0	0	0	0	0	0
American Indian/Alaskan Native & White:	0	0	0	0	0	0	0	0
Asian White:	0	0	0	0	0	0	0	0
Black/African American & White:	0	0	0	0	0	0	0	0
American Indian/Alaskan Native & Black/African American:	0	0	0	0	0	0	0	0
Other multi-racial:	0	0	0	0	0	0	205	0
Asian/Pacific Islander:	0	0	0	0	0	0	0	0
Hispanic:	0	0	0	0	0	0	0	0
Total:	0	0	0	0	0	0	5,125	292



U.S. Department of Housing and Urban Development
 Office of Community Planning and Development
 Integrated Disbursement and Information System
 CDBG Activity Summary Report (GPR) for Program Year 2019
 NAPERVILLE

Date: 01-Sep-2020
 Time: 8:55
 Page: 42

Female-headed Households: 0 0 0

Income Category:

	Owner	Renter	Total	Person
Extremely Low	0	0	0	0
Low Mod	0	0	0	5,125
Moderate	0	0	0	0
Non Low Moderate	0	0	0	0
Total	0	0	0	5,125
Percent Low/Mod				100.0%

Annual Accomplishments

Years	Accomplishment Narrative	# Benefiting
2018	To improve access and remove architectural barriers for mobility-impaired commuters, the handicapped-accessible doors and vestibules located on the north and south sides of the Naperville AMTRAK/METRA Station at 105 E. Fourth Street in downtown Naperville were replaced with new equipment with improved designed standards, fully compliant with current ADA regulations. Based on U.S. Census data (2012 American Community Survey), approximately 3.5% of Naperville residents have a mobility impairment. Multiplied by the estimated 2017 population of 146,431 (2017 American Community Survey), approximately 5,125 Naperville residents would have had the opportunity to benefit from these improvements.	



U.S. Department of Housing and Urban Development
 Office of Community Planning and Development
 Integrated Disbursement and Information System
 CDBG Activity Summary Report (GPR) for Program Year 2019
 NAPERVILLE

Date: 01-Sep-2020
 Time: 8:55
 Page: 43

PGM Year: 2018
Project: 0015 - City of Naperville (TED) - Sidewalk Assistance Program
IDIS Activity: 422 - CON-Sidewalk Assistance Program

Status: Open
Location: 400 S Eagle St Naperville, IL 60540-5279

Objective: Provide decent affordable housing
Outcome: Affordability
Matrix Code: Sidewalks (03L)

National Objective: LMH

Initial Funding Date: 02/13/2019

Description:

Program to provide financial assistance to low and moderate-income households to pay for their portion of sidewalk replacement costs for damaged sidewalks identified by the City of Naperville.
 Program will be managed by the City Clerks Office (CCO) and Transportation, Engineering, Development Business Group (TED).

Financing

	Fund Type	Grant Year	Grant	Funded Amount	Drawn In Program Year	Drawn Thru Program Year
CDBG	EN	2018	B18MC170031	\$3,000.00	\$0.00	\$0.00
Total	Total			\$3,000.00	\$0.00	\$0.00

Proposed Accomplishments

Housing Units : 5

Actual Accomplishments

Number assisted:

	Owner		Renter		Total		Person	
	Total	Hispanic	Total	Hispanic	Total	Hispanic	Total	Hispanic
White:	0	0	0	0	0	0	0	0
Black/African American:	0	0	0	0	0	0	0	0
Asian:	0	0	0	0	0	0	0	0
American Indian/Alaskan Native:	0	0	0	0	0	0	0	0
Native Hawaiian/Other Pacific Islander:	0	0	0	0	0	0	0	0
American Indian/Alaskan Native & White:	0	0	0	0	0	0	0	0
Asian White:	0	0	0	0	0	0	0	0
Black/African American & White:	0	0	0	0	0	0	0	0
American Indian/Alaskan Native & Black/African American:	0	0	0	0	0	0	0	0
Other multi-racial:	0	0	0	0	0	0	0	0
Asian/Pacific Islander:	0	0	0	0	0	0	0	0
Hispanic:	0	0	0	0	0	0	0	0
Total:	0	0	0	0	0	0	0	0



U.S. Department of Housing and Urban Development
Office of Community Planning and Development
Integrated Disbursement and Information System
CDBG Activity Summary Report (GPR) for Program Year 2019
NAPERVILLE

Date: 01-Sep-2020

Time: 8:55

Page: 44

Female-headed Households:

0 0 0


Income Category:

	Owner	Renter	Total	Person
Extremely Low	0	0	0	0
Low Mod	0	0	0	0
Moderate	0	0	0	0
Non Low Moderate	0	0	0	0
Total	0	0	0	0

Percent Low/Mod

Annual Accomplishments

No data returned for this view. This might be because the applied filter excludes all data.



U.S. Department of Housing and Urban Development
 Office of Community Planning and Development
 Integrated Disbursement and Information System
 CDBG Activity Summary Report (GPR) for Program Year 2019
 NAPERVILLE

Date: 01-Sep-2020
 Time: 8:55
 Page: 45

PGM Year: 2019
Project: 0007 - Loaves & Fishes CARES Program - Emergency Financial Assistance
IDIS Activity: 423 - LOAVES & FISHES CARES PROGRAM - Emergency Financial Assistance

Status: Completed 8/28/2020 12:22:02 PM **Objective:** Provide decent affordable housing
Location: 1871 High Grove Ln Naperville, IL 60540-3931 **Outcome:** Affordability
Matrix Code: Subsistence Payment (05Q) **National Objective:** LMC

Initial Funding Date: 08/26/2019

Description:
 A total of \$60,000 in CDBG funds will be used to provide Homelessness Prevention Emergency Assistance Program for individuals and families at high risk of homelessness. Provides emergency financial assistance to cover rent, mortgage, and utility payments. Agency work with clients to connect them to other resources. These funds will be leveraged with \$183,240 in private and local government funds.

Financing

	Fund Type	Grant Year	Grant	Funded Amount	Drawn In Program Year	Drawn Thru Program Year
CDBG	EN	2016	B16MC170031	\$55,042.00	\$50,297.05	\$50,297.05
		2017	B17MC170031	\$4,958.00	\$0.00	\$0.00
Total	Total			\$60,000.00	\$50,297.05	\$50,297.05


Proposed Accomplishments

People (General) : 405

Actual Accomplishments

Number assisted:

	Owner		Renter		Total		Person	
	Total	Hispanic	Total	Hispanic	Total	Hispanic	Total	Hispanic
White:	0	0	0	0	0	0	126	34
Black/African American:	0	0	0	0	0	0	233	0
Asian:	0	0	0	0	0	0	0	0
American Indian/Alaskan Native:	0	0	0	0	0	0	0	0
Native Hawaiian/Other Pacific Islander:	0	0	0	0	0	0	0	0
American Indian/Alaskan Native & White:	0	0	0	0	0	0	0	0
Asian White:	0	0	0	0	0	0	0	0
Black/African American & White:	0	0	0	0	0	0	0	0
American Indian/Alaskan Native & Black/African American:	0	0	0	0	0	0	0	0
Other multi-racial:	0	0	0	0	0	0	42	0
Asian/Pacific Islander:	0	0	0	0	0	0	0	0
Hispanic:	0	0	0	0	0	0	0	0



U.S. Department of Housing and Urban Development
 Office of Community Planning and Development
 Integrated Disbursement and Information System
 CDBG Activity Summary Report (GPR) for Program Year 2019
 NAPERVILLE

Date: 01-Sep-2020
 Time: 8:55
 Page: 46

Total: 0 0 0 0 0 0 401 34


Female-headed Households: 0 0 0 0

Income Category:

	Owner	Renter	Total	Person
Extremely Low	0	0	0	225
Low Mod	0	0	0	119
Moderate	0	0	0	44
Non Low Moderate	0	0	0	13
Total	0	0	0	401
Percent Low/Mod	96.8%			

Annual Accomplishments

Years	Accomplishment Narrative	# Benefiting
2019	June/July, 2019 - Rental Assistance to 15 families (29 individuals) and utility assistance to 9 families (25 individuals). August, 2019 - Rental Assistance to 8 families (21 individuals) and utility assistance to 9 families (31 individuals). September, 2019 - Rental Assistance to 7 families (14 individuals) and utility assistance to 15 families (42 individuals). October, 2019 - Rental Assistance to 9 families (20 individuals) and utility assistance to 8 families (29 individuals); one household (3 individuals) received both rental and utility assistance. November, 2019 - Rental Assistance to 16 families (39 individuals) and utility assistance to 1 families (2 individuals). December, 2019 - Rental Assistance to 7 families (20 individuals) and utility assistance to 5 families (18 individuals). January, 2020 - Rental Assistance to 15 families (51 individuals) and utility assistance to 2 families (7 individuals). February, 2020 - Rental Assistance to 9 families (24 individuals) and utility assistance to 2 families (9 individuals) March, 2020 - Rental Assistance to 8 families (10 individuals) and utility assistance to 3 families (6 individuals)	



U.S. Department of Housing and Urban Development
 Office of Community Planning and Development
 Integrated Disbursement and Information System
 CDBG Activity Summary Report (GPR) for Program Year 2019
 NAPERVILLE

Date: 01-Sep-2020
 Time: 8:55
 Page: 47

PGM Year: 2019
Project: 0001 - Bridge Communities - Crab Apple Court Masonry Rehabilitation Project
IDIS Activity: 424 - BRIDGE COMMUNITIES - Crab Apple Court Masonry Rehabilitation Project

Status: Open
Location: Address Suppressed
Objective: Create suitable living environments
Outcome: Sustainability
Matrix Code: Homeless Facilities (not operating costs) (03C)
National Objective: LMC

Initial Funding Date: 10/12/2019

Description:

A total of \$85,000 in CDBG funds will be used to replace damaged bricks and repair tuck pointing at six (6) apartment buildings providing transitional housing to 35 homeless families.

Financing

	Fund Type	Grant Year	Grant	Funded Amount	Drawn In Program Year	Drawn Thru Program Year
CDBG	EN	2019	B19MC170031	\$85,000.00	\$0.00	\$0.00
Total	Total			\$85,000.00	\$0.00	\$0.00

Proposed Accomplishments

Public Facilities : 122

Actual Accomplishments

Number assisted:

	Owner		Renter		Total		Person	
	Total	Hispanic	Total	Hispanic	Total	Hispanic	Total	Hispanic
White:	0	0	0	0	0	0		0
Black/African American:	0	0	0	0	0	0	0	0
Asian:	0	0	0	0	0	0	0	0
American Indian/Alaskan Native:	0	0	0	0	0	0	0	0
Native Hawaiian/Other Pacific Islander:	0	0	0	0	0	0	0	0
American Indian/Alaskan Native & White:	0	0	0	0	0	0	0	0
Asian White:	0	0	0	0	0	0	0	0
Black/African American & White:	0	0	0	0	0	0	0	0
American Indian/Alaskan Native & Black/African American:	0	0	0	0	0	0	0	0
Other multi-racial:	0	0	0	0	0	0	0	0
Asian/Pacific Islander:	0	0	0	0	0	0	0	0
Hispanic:	0	0	0	0	0	0	0	0
Total:	0	0	0	0	0	0	0	0
Female-headed Households:	0		0		0			



U.S. Department of Housing and Urban Development
Office of Community Planning and Development
Integrated Disbursement and Information System
CDBG Activity Summary Report (GPR) for Program Year 2019
NAPERVILLE

Date: 01-Sep-2020

Time: 8:55


Page: 48

Income Category:

	Owner	Renter	Total	Person
Extremely Low	0	0	0	0
Low Mod	0	0	0	0
Moderate	0	0	0	0
Non Low Moderate	0	0	0	0
Total	0	0	0	0
Percent Low/Mod				

Annual Accomplishments

No data returned for this view. This might be because the applied filter excludes all data.



U.S. Department of Housing and Urban Development
 Office of Community Planning and Development
 Integrated Disbursement and Information System
 CDBG Activity Summary Report (GPR) for Program Year 2019
 NAPERVILLE

Date: 01-Sep-2020
 Time: 8:55
 Page: 49

PGM Year: 2019
Project: 0002 - ChildServ - Naperville Group Home Capital Improvements
IDIS Activity: 425 - CHILDSERV - Naperville Group Capital Improvements

Status: Open
 Location: Address Suppressed

Objective: Create suitable living environments
 Outcome: Sustainability
 Matrix Code: Abused and Neglected Children Facilities (03Q)
 National Objective: LMC

Initial Funding Date: 10/19/2019

Description:

A total of \$26,000 in CDBG funds will be used for capital improvements to a group residence for abused and/or neglected youth, including rehabbing the kitchen and replacing the damaged tile floor in the first floor bathroom.

Financing

	Fund Type	Grant Year	Grant	Funded Amount	Drawn In Program Year	Drawn Thru Program Year
CDBG	EN	2019	B19MC170031	\$26,000.00	\$0.00	\$0.00
Total	Total			\$26,000.00	\$0.00	\$0.00

Proposed Accomplishments

Public Facilities : 8

Actual Accomplishments

Number assisted:

	Owner		Renter		Total		Person	
	Total	Hispanic	Total	Hispanic	Total	Hispanic	Total	Hispanic
White:	0	0	0	0	0	0	0	0
Black/African American:	0	0	0	0	0	0	0	0
Asian:	0	0	0	0	0	0	0	0
American Indian/Alaskan Native:	0	0	0	0	0	0	0	0
Native Hawaiian/Other Pacific Islander:	0	0	0	0	0	0	0	0
American Indian/Alaskan Native & White:	0	0	0	0	0	0	0	0
Asian White:	0	0	0	0	0	0	0	0
Black/African American & White:	0	0	0	0	0	0	0	0
American Indian/Alaskan Native & Black/African American:	0	0	0	0	0	0	0	0
Other multi-racial:	0	0	0	0	0	0	0	0
Asian/Pacific Islander:	0	0	0	0	0	0	0	0
Hispanic:	0	0	0	0	0	0	0	0
Total:	0	0	0	0	0	0	0	0
Female-headed Households:	0		0		0			



U.S. Department of Housing and Urban Development
Office of Community Planning and Development
Integrated Disbursement and Information System
CDBG Activity Summary Report (GPR) for Program Year 2019
NAPERVILLE

Date: 01-Sep-2020

Time: 8:55

Page: 50

Income Category:

	Owner	Renter	Total	Person
Extremely Low	0	0	0	0
Low Mod	0	0	0	0
Moderate	0	0	0	0
Non Low Moderate	0	0	0	0
Total	0	0	0	0
Percent Low/Mod				

Annual Accomplishments

No data returned for this view. This might be because the applied filter excludes all data.



U.S. Department of Housing and Urban Development
 Office of Community Planning and Development
 Integrated Disbursement and Information System
 CDBG Activity Summary Report (GPR) for Program Year 2019
 NAPERVILLE

Date: 01-Sep-2020
 Time: 8:55
 Page: 51

PGM Year: 2019
Project: 0003 - DuPage County Health Department - Naperville Group Home Rehabilitation
IDIS Activity: 426 - DUPAGE COUNTY HEALTH DEPARTMENT - Naperville Group Home Rehabilitation

Status: Open
Location: 408 Braemar Ave Naperville, IL 60563-1301
Objective: Create suitable living environments
Outcome: Sustainability
Matrix Code: Facility for Persons with Disabilities (03B)
National Objective: LMC

Initial Funding Date: 12/11/2019

Description:

A total of \$51,000 in CDBG funds will be used to rehabilitate a Community Integrated Living Arrangement (CILA) for adults with mental disabilities by replacing the roof, HVAC system, flooring, deck and driveway.

Financing

No data returned for this view. This might be because the applied filter excludes all data.

Proposed Accomplishments

Public Facilities : 5

Actual Accomplishments

Number assisted:

	Owner		Renter		Total		Person	
	Total	Hispanic	Total	Hispanic	Total	Hispanic	Total	Hispanic
White:	0	0	0	0	0	0		0
Black/African American:	0	0	0	0	0	0	0	0
Asian:	0	0	0	0	0	0	0	0
American Indian/Alaskan Native:	0	0	0	0	0	0	0	0
Native Hawaiian/Other Pacific Islander:	0	0	0	0	0	0	0	0
American Indian/Alaskan Native & White:	0	0	0	0	0	0	0	0
Asian White:	0	0	0	0	0	0	0	0
Black/African American & White:	0	0	0	0	0	0	0	0
American Indian/Alaskan Native & Black/African American:	0	0	0	0	0	0	0	0
Other multi-racial:	0	0	0	0	0	0	0	0
Asian/Pacific Islander:	0	0	0	0	0	0	0	0



U.S. Department of Housing and Urban Development
 Office of Community Planning and Development
 Integrated Disbursement and Information System
 CDBG Activity Summary Report (GPR) for Program Year 2019
 NAPERVILLE

Date: 01-Sep-2020

Time: 8:55

Page: 52

Hispanic:	0	0	0	0	0	0	0	0
Total:	0	0	0	0	0	0	0	0
Female-headed Households:	0		0		0			

Income Category:

	Owner	Renter	Total	Person
Extremely Low	0	0	0	0
Low Mod	0	0	0	0
Moderate	0	0	0	0
Non Low Moderate	0	0	0	0
Total	0	0	0	0
Percent Low/Mod				

Annual Accomplishments

No data returned for this view. This might be because the applied filter excludes all data.



U.S. Department of Housing and Urban Development
 Office of Community Planning and Development
 Integrated Disbursement and Information System
 CDBG Activity Summary Report (GPR) for Program Year 2019
 NAPERVILLE

Date: 01-Sep-2020
 Time: 8:55
 Page: 53

PGM Year: 2019
Project: 0004 - DuPage PADS - Olympus Place Supportive Housing Program
IDIS Activity: 427 - DUPAGE PADS - Olympus Place Supportive Housing Program

Status: Completed 1/16/2020 3:31:53 PM **Objective:** Provide decent affordable housing
Location: 5 Olympus Dr Naperville, IL 60540-7954 **Outcome:** Sustainability
Matrix Code: Services for Persons with Disabilities **National Objective:** LMC
 (05B)

Initial Funding Date: 12/11/2019

Description:

A total of \$21,190 in CDBG funds will be used to provide supportive services to approximately 11-18 chronically homeless persons living at Olympus Place apartments, an affordable supportive rental housing complex owned and managed by DuPage PADS.

Financing

	Fund Type	Grant Year	Grant	Funded Amount	Drawn In Program Year	Drawn Thru Program Year
CDBG	EN	2019	B19MC170031	\$21,190.00	\$21,190.00	\$21,190.00
Total	Total			\$21,190.00	\$21,190.00	\$21,190.00

Proposed Accomplishments

People (General) : 11

Actual Accomplishments

Number assisted:

	Owner		Renter		Total		Person	
	Total	Hispanic	Total	Hispanic	Total	Hispanic	Total	Hispanic
White:	0	0	0	0	0	0	7	0
Black/African American:	0	0	0	0	0	0	13	0
Asian:	0	0	0	0	0	0	0	0
American Indian/Alaskan Native:	0	0	0	0	0	0	1	0
Native Hawaiian/Other Pacific Islander:	0	0	0	0	0	0	0	0
American Indian/Alaskan Native & White:	0	0	0	0	0	0	0	0
Asian White:	0	0	0	0	0	0	0	0
Black/African American & White:	0	0	0	0	0	0	0	0
American Indian/Alaskan Native & Black/African American:	0	0	0	0	0	0	0	0
Other multi-racial:	0	0	0	0	0	0	0	0
Asian/Pacific Islander:	0	0	0	0	0	0	0	0
Hispanic:	0	0	0	0	0	0	0	0
Total:	0	0	0	0	0	0	21	0
Female-headed Households:	0		0		0			



U.S. Department of Housing and Urban Development
Office of Community Planning and Development
Integrated Disbursement and Information System
CDBG Activity Summary Report (GPR) for Program Year 2019
NAPERVILLE

Date: 01-Sep-2020

Time: 8:55


Page: 54

Income Category:

	Owner	Renter	Total	Person
Extremely Low	0	0	0	21
Low Mod	0	0	0	0
Moderate	0	0	0	0
Non Low Moderate	0	0	0	0
Total	0	0	0	21
Percent Low/Mod				100.0%

Annual Accomplishments

Years	Accomplishment Narrative	# Benefitting
2019	\$21,190 in CDBG funds were used to provide supportive services to residents of an apartment building for formerly chronically homeless people with disabilities. A total of 21 residents benefitted from these services.	



U.S. Department of Housing and Urban Development
 Office of Community Planning and Development
 Integrated Disbursement and Information System
 CDBG Activity Summary Report (GPR) for Program Year 2019
 NAPERVILLE

Date: 01-Sep-2020
 Time: 8:55
 Page: 55

PGM Year: 2019
Project: 0005 - Illinois Independent Living Center - Electrical Upgrades/Energy Conservation Improvements
IDIS Activity: 428 - ILLINOIS INDEPENDENT LIVING CENTER - Electrical Upgrades/Energy Conservation Improvements

Status: Completed 6/30/2020 6:54:58 PM **Objective:** Provide decent affordable housing
Location: 1141 Iroquois Ave Naperville, IL 60563-9376 **Outcome:** Affordability
Matrix Code: Rehab; Multi-Unit Residential (14B) **National Objective:** LMH

Initial Funding Date: 10/19/2019

Description:

A total of \$90,000 will be used to improve the living environment and reduce energy consumption in an apartment building providing affordable, accessible housing to low and moderate-income persons with severe physical disabilities.
 The project will include replacement of all existing common area lighting and signage with LED fixtures and replacing AC and heating units with energy efficient models.

Financing

	Fund Type	Grant Year	Grant	Funded Amount	Drawn In Program Year	Drawn Thru Program Year
CDBG	EN	2019	B19MC170031	\$90,000.00	\$0.00	\$0.00
Total	Total			\$90,000.00	\$0.00	\$0.00


Proposed Accomplishments

Housing Units : 31

Actual Accomplishments

Number assisted:

	Owner		Renter		Total		Person	
	Total	Hispanic	Total	Hispanic	Total	Hispanic	Total	Hispanic
White:	9	0	14	1	23	1	0	0
Black/African American:	0	0	3	0	3	0	0	0
Asian:	0	0	1	0	1	0	0	0
American Indian/Alaskan Native:	0	0	0	0	0	0	0	0
Native Hawaiian/Other Pacific Islander:	0	0	0	0	0	0	0	0
American Indian/Alaskan Native & White:	0	0	0	0	0	0	0	0
Asian White:	0	0	0	0	0	0	0	0
Black/African American & White:	0	0	0	0	0	0	0	0
American Indian/Alaskan Native & Black/African American:	0	0	0	0	0	0	0	0
Other multi-racial:	0	0	2	1	2	1	0	0
Asian/Pacific Islander:	0	0	0	0	0	0	0	0
Hispanic:	0	0	0	0	0	0	0	0
Total:	9	0	20	2	29	2	0	0



U.S. Department of Housing and Urban Development
 Office of Community Planning and Development
 Integrated Disbursement and Information System
 CDBG Activity Summary Report (GPR) for Program Year 2019
 NAPERVILLE

Date: 01-Sep-2020
 Time: 8:55
 Page: 56

Female-headed Households: 5 11 16

Income Category:

	Owner	Renter	Total	Person
Extremely Low	4	7	11	0
Low Mod	4	12	16	0
Moderate	0	0	0	0
Non Low Moderate	1	1	2	0
Total	9	20	29	0
Percent Low/Mod	88.9%	95.0%	93.1%	

Annual Accomplishments

Years	Accomplishment Narrative	# Benefiting
2019	A total of \$90,000 in CDBG funds was used to upgrade the electrical system, install a new heating system control panel and new furnaces in 31 units housing 29 households at an apartment complex providing 31 units of affordable, fully accessible housing for people with severe physical disabilities.	



U.S. Department of Housing and Urban Development
 Office of Community Planning and Development
 Integrated Disbursement and Information System
 CDBG Activity Summary Report (GPR) for Program Year 2019
 NAPERVILLE

Date: 01-Sep-2020
 Time: 8:55
 Page: 57

PGM Year: 2019
Project: 0006 - Little Friends, Inc. - Group Home Rehabilitation
IDIS Activity: 429 - LITTLE FRIENDS, INC. - Group Home Rehabilitation

Status: Open
Location: 2237 Mecan Dr Naperville, IL 60564-9510
Objective: Create suitable living environments
Outcome: Sustainability
Matrix Code: Facility for Persons with Disabilities (03B)
National Objective: LMC

Initial Funding Date: 10/29/2019

Description:

A total of \$16,223 in CDBG funds will be used to rehabilitate a Community Integrated Living Arrangement (CILA) home by replacing gutters and downspouts, removing a damaged deck, repairing the damaged foundation and installing a buried drain system.

Financing

	Fund Type	Grant Year	Grant	Funded Amount	Drawn In Program Year	Drawn Thru Program Year
CDBG	EN	2019	B19MC170031	\$16,223.00	\$0.00	\$0.00
Total	Total			\$16,223.00	\$0.00	\$0.00

Proposed Accomplishments

Public Facilities : 4

Actual Accomplishments

Number assisted:

	Owner		Renter		Total		Person	
	Total	Hispanic	Total	Hispanic	Total	Hispanic	Total	Hispanic
White:	0	0	0	0	0	0		0
Black/African American:	0	0	0	0	0	0	0	0
Asian:	0	0	0	0	0	0	0	0
American Indian/Alaskan Native:	0	0	0	0	0	0	0	0
Native Hawaiian/Other Pacific Islander:	0	0	0	0	0	0	0	0
American Indian/Alaskan Native & White:	0	0	0	0	0	0	0	0
Asian White:	0	0	0	0	0	0	0	0
Black/African American & White:	0	0	0	0	0	0	0	0
American Indian/Alaskan Native & Black/African American:	0	0	0	0	0	0	0	0
Other multi-racial:	0	0	0	0	0	0	0	0
Asian/Pacific Islander:	0	0	0	0	0	0	0	0
Hispanic:	0	0	0	0	0	0	0	0
Total:	0	0	0	0	0	0	0	0
Female-headed Households:	0		0		0			



U.S. Department of Housing and Urban Development
Office of Community Planning and Development
Integrated Disbursement and Information System
CDBG Activity Summary Report (GPR) for Program Year 2019
NAPERVILLE

Date: 01-Sep-2020

Time: 8:55


Page: 58

Income Category:

	Owner	Renter	Total	Person
Extremely Low	0	0	0	0
Low Mod	0	0	0	0
Moderate	0	0	0	0
Non Low Moderate	0	0	0	0
Total	0	0	0	0
Percent Low/Mod				

Annual Accomplishments

No data returned for this view. This might be because the applied filter excludes all data.



U.S. Department of Housing and Urban Development
 Office of Community Planning and Development
 Integrated Disbursement and Information System
 CDBG Activity Summary Report (GPR) for Program Year 2019
 NAPERVILLE

PGM Year: 2019
Project: 0008 - Naperville Heritage Society - Naper Settlement, North Webster Street Walkway
IDIS Activity: 430 - NAPERVILLE HERITAGE SOCIETY - Naper Settlement, North Webster Street Walkway

Status: Open
Location: 523 S Webster St Naperville, IL 60540-6517
Objective: Create suitable living environments
Outcome: Availability/accessibility
Matrix Code: Facility for Persons with Disabilities (03B) **National Objective:** LMC

Initial Funding Date: 10/29/2019

Description:
 A total of \$30,000 will be used to reduce architectural barriers for persons with mobility impairments and/or persons using canes, walkers or wheelchairs by replacing non-ADA compliant brick pavers and curbs with expanded concrete walkways and curbs with tactile strips.

	Fund Type	Grant Year	Grant	Funded Amount	Drawn In Program Year	Drawn Thru Program Year
CDBG	EN	2019	B19MC170031	\$30,000.00	\$0.00	\$0.00
Total	Total			\$30,000.00	\$0.00	\$0.00

Proposed Accomplishments
 Public Facilities : 1,000

Number assisted:	Owner		Renter		Total		Person	
	Total	Hispanic	Total	Hispanic	Total	Hispanic	Total	Hispanic
White:	0	0	0	0	0	0		0
Black/African American:	0	0	0	0	0	0	0	0
Asian:	0	0	0	0	0	0	0	0
American Indian/Alaskan Native:	0	0	0	0	0	0	0	0
Native Hawaiian/Other Pacific Islander:	0	0	0	0	0	0	0	0
American Indian/Alaskan Native & White:	0	0	0	0	0	0	0	0
Asian White:	0	0	0	0	0	0	0	0
Black/African American & White:	0	0	0	0	0	0	0	0
American Indian/Alaskan Native & Black/African American:	0	0	0	0	0	0	0	0
Other multi-racial:	0	0	0	0	0	0	0	0
Asian/Pacific Islander:	0	0	0	0	0	0	0	0
Hispanic:	0	0	0	0	0	0	0	0
Total:	0	0	0	0	0	0	0	0
Female-headed Households:	0		0		0			



U.S. Department of Housing and Urban Development
Office of Community Planning and Development
Integrated Disbursement and Information System
CDBG Activity Summary Report (GPR) for Program Year 2019
NAPERVILLE

Date: 01-Sep-2020

Time: 8:55

Page: 60

Income Category:

	Owner	Renter	Total	Person
Extremely Low	0	0	0	0
Low Mod	0	0	0	0
Moderate	0	0	0	0
Non Low Moderate	0	0	0	0
Total	0	0	0	0
Percent Low/Mod				

Annual Accomplishments

No data returned for this view. This might be because the applied filter excludes all data.



U.S. Department of Housing and Urban Development
 Office of Community Planning and Development
 Integrated Disbursement and Information System
 CDBG Activity Summary Report (GPR) for Program Year 2019
 NAPERVILLE

Date: 01-Sep-2020
 Time: 8:55
 Page: 61

PGM Year: 2019
Project: 0009 - Turning Pointe Autism Foundation - Classroom Construction
IDIS Activity: 431 - TURNING POINTE AUTISM FDN - Classroom Construction

Status: Open
Location: 1500 W Ogden Ave Naperville, IL 60540-3919
Objective: Create economic opportunities
Outcome: Availability/accessibility
Matrix Code: Facility for Persons with Disabilities (03B)
National Objective: LMC

Initial Funding Date: 12/11/2019

Description:

A total of \$90,852 in CDBG funds will be used to renovate temporary classroom areas at Turning Pointe Autism Foundation's (TPAF) building at 1500 Ogden Avenue to create permanent classrooms for TPAF's educational program for people with severe disabilities due to autism.

Financing


	Fund Type	Grant Year	Grant	Funded Amount	Drawn In Program Year	Drawn Thru Program Year
CDBG	EN	2019	B19MC170031	\$90,852.00	\$0.00	\$0.00
Total	Total			\$90,852.00	\$0.00	\$0.00

Proposed Accomplishments

Actual Accomplishments

Number assisted:

	Owner		Renter		Total		Person	
	Total	Hispanic	Total	Hispanic	Total	Hispanic	Total	Hispanic
White:	0	0	0	0	0	0		0
Black/African American:	0	0	0	0	0	0	0	0
Asian:	0	0	0	0	0	0	0	0
American Indian/Alaskan Native:	0	0	0	0	0	0	0	0
Native Hawaiian/Other Pacific Islander:	0	0	0	0	0	0	0	0
American Indian/Alaskan Native & White:	0	0	0	0	0	0	0	0
Asian White:	0	0	0	0	0	0	0	0
Black/African American & White:	0	0	0	0	0	0	0	0
American Indian/Alaskan Native & Black/African American:	0	0	0	0	0	0	0	0
Other multi-racial:	0	0	0	0	0	0	0	0
Asian/Pacific Islander:	0	0	0	0	0	0	0	0
Hispanic:	0	0	0	0	0	0	0	0
Total:	0	0	0	0	0	0	0	0
Female-headed Households:	0		0		0			



U.S. Department of Housing and Urban Development
Office of Community Planning and Development
Integrated Disbursement and Information System
CDBG Activity Summary Report (GPR) for Program Year 2019
NAPERVILLE

Date: 01-Sep-2020

Time: 8:55


Page: 62

Income Category:

	Owner	Renter	Total	Person
Extremely Low	0	0	0	0
Low Mod	0	0	0	0
Moderate	0	0	0	0
Non Low Moderate	0	0	0	0
Total	0	0	0	0
Percent Low/Mod				

Annual Accomplishments

No data returned for this view. This might be because the applied filter excludes all data.



U.S. Department of Housing and Urban Development
 Office of Community Planning and Development
 Integrated Disbursement and Information System
 CDBG Activity Summary Report (GPR) for Program Year 2019
 NAPERVILLE

Date: 01-Sep-2020
 Time: 8:55
 Page: 63

PGM Year: 2019
Project: 0010 - Ray Graham Association Starling and Swift CILA Capital Improvements
IDIS Activity: 432 - RAY GRAHAM ASSOCIATION - Starling and Swift CILA Capital Improvements

Status: Open
Location: 32 Swift Ln 52 Starling Ln Naperville, IL 60565-1318
Objective: Create suitable living environments
Outcome: Sustainability
Matrix Code: Facility for Persons with Disabilities
National Objective: LMC
 (03B)

Initial Funding Date: 12/11/2019

Description:

A total of \$87,000 in CDBG funds will be used to rehabilitate two (2) Community Integrated Living Arrangement (CILA) buildings by replacing driveways, windows, siding, fascias and soffits.

In addition all exterior lighting will be replaced with LED fixtures.

The improvements are designed to eliminate hazards and reduce energy costs.

Financing

	Fund Type	Grant Year	Grant	Funded Amount	Drawn In Program Year	Drawn Thru Program Year
CDBG	EN	2017	B17MC170031	\$29,745.00	\$29,745.00	\$29,745.00
		2019	B19MC170031	\$57,255.00	\$50,715.00	\$50,715.00
Total	Total			\$87,000.00	\$80,460.00	\$80,460.00


Proposed Accomplishments

Public Facilities : 8

Actual Accomplishments

Number assisted:

	Owner		Renter		Total		Person	
	Total	Hispanic	Total	Hispanic	Total	Hispanic	Total	Hispanic
White:	0	0	0	0	0	0	10	0
Black/African American:	0	0	0	0	0	0	1	0
Asian:	0	0	0	0	0	0	0	0
American Indian/Alaskan Native:	0	0	0	0	0	0	0	0
Native Hawaiian/Other Pacific Islander:	0	0	0	0	0	0	0	0
American Indian/Alaskan Native & White:	0	0	0	0	0	0	0	0
Asian White:	0	0	0	0	0	0	0	0
Black/African American & White:	0	0	0	0	0	0	0	0
American Indian/Alaskan Native & Black/African American:	0	0	0	0	0	0	0	0
Other multi-racial:	0	0	0	0	0	0	0	0
Asian/Pacific Islander:	0	0	0	0	0	0	0	0
Hispanic:	0	0	0	0	0	0	0	0



U.S. Department of Housing and Urban Development
Office of Community Planning and Development
Integrated Disbursement and Information System
CDBG Activity Summary Report (GPR) for Program Year 2019
NAPERVILLE

Date: 01-Sep-2020
Time: 8:55
Page: 64

Total: 0 0 0 0 0 0 11 0

Female-headed Households: 0 0 0 0

Income Category:

	Owner	Renter	Total	Person
Extremely Low	0	0	0	11
Low Mod	0	0	0	0
Moderate	0	0	0	0
Non Low Moderate	0	0	0	0
Total	0	0	0	11
Percent Low/Mod				100.0%

Annual Accomplishments

Years	Accomplishment Narrative	# Benefitting
2019		



U.S. Department of Housing and Urban Development
 Office of Community Planning and Development
 Integrated Disbursement and Information System
 CDBG Activity Summary Report (GPR) for Program Year 2019
 NAPERVILLE

Date: 01-Sep-2020
 Time: 8:55
 Page: 65

PGM Year: 2019
Project: 0011 - United Cerebral Palsy/Seguin of Greater Chicago - You Hold the Key Project, Phase II
IDIS Activity: 433 - UCP SEGUIN - You Hold the Key Project, Phase II

Status: Open
Location: 715 Sara Ln Naperville, IL 60565-1613
Objective: Create suitable living environments
Outcome: Sustainability
Matrix Code: Facility for Persons with Disabilities
National Objective: LMC
 (03B)

Initial Funding Date: 10/29/2019

Description:

A total of \$32,000 in CDBG funds will be used to rehabilitate a Community Integrated Living Arrangement (CILA) for adults with cerebral palsy by replacing the driveway, garage floor and rear patio.

Financing

	Fund Type	Grant Year	Grant	Funded Amount	Drawn In Program Year	Drawn Thru Program Year
CDBG	EN	2019	B19MC170031	\$32,000.00	\$0.00	\$0.00
Total	Total			\$32,000.00	\$0.00	\$0.00

Proposed Accomplishments

Public Facilities : 4

Actual Accomplishments

Number assisted:

	Owner		Renter		Total		Person	
	Total	Hispanic	Total	Hispanic	Total	Hispanic	Total	Hispanic
White:	0	0	0	0	0	0	0	0
Black/African American:	0	0	0	0	0	0	0	0
Asian:	0	0	0	0	0	0	0	0
American Indian/Alaskan Native:	0	0	0	0	0	0	0	0
Native Hawaiian/Other Pacific Islander:	0	0	0	0	0	0	0	0
American Indian/Alaskan Native & White:	0	0	0	0	0	0	0	0
Asian White:	0	0	0	0	0	0	0	0
Black/African American & White:	0	0	0	0	0	0	0	0
American Indian/Alaskan Native & Black/African American:	0	0	0	0	0	0	0	0
Other multi-racial:	0	0	0	0	0	0	0	0
Asian/Pacific Islander:	0	0	0	0	0	0	0	0
Hispanic:	0	0	0	0	0	0	0	0
Total:	0	0	0	0	0	0	0	0
Female-headed Households:	0		0		0			



U.S. Department of Housing and Urban Development
Office of Community Planning and Development
Integrated Disbursement and Information System
CDBG Activity Summary Report (GPR) for Program Year 2019
NAPERVILLE

Date: 01-Sep-2020

Time: 8:55

Page: 66

Income Category:

	Owner	Renter	Total	Person
Extremely Low	0	0	0	0
Low Mod	0	0	0	0
Moderate	0	0	0	0
Non Low Moderate	0	0	0	0
Total	0	0	0	0
Percent Low/Mod				

Annual Accomplishments

Years	Accomplishment Narrative	# Benefiting
2019		



U.S. Department of Housing and Urban Development
 Office of Community Planning and Development
 Integrated Disbursement and Information System
 CDBG Activity Summary Report (GPR) for Program Year 2019
 NAPERVILLE

Date: 01-Sep-2020
 Time: 8:55
 Page: 67

PGM Year: 2019
Project: 0012 - City of Naperville - Grant Administration
IDIS Activity: 434 - CITY OF NAPERVILLE - Grant Administration

Status: Open
Location: ,
Objective:
Outcome:
Matrix Code: General Program Administration (21A) **National Objective:**

Initial Funding Date: 01/13/2020

Description:
 A total of \$56,000 is a portion of the salary and benefits of staff administering and managing the Program Year 2019 Community Development Block Grant (CDBG) Program.

Financing

	Fund Type	Grant Year	Grant	Funded Amount	Drawn In Program Year	Drawn Thru Program Year
CDBG	EN	2016	B16MC170031	\$23,916.57	\$10,000.00	\$10,000.00
		2017	B17MC170031	\$32,083.43	\$32,083.43	\$32,083.43
Total	Total			\$56,000.00	\$42,083.43	\$42,083.43

Proposed Accomplishments

Actual Accomplishments

Number assisted:

	Owner		Renter		Total		Person	
	Total	Hispanic	Total	Hispanic	Total	Hispanic	Total	Hispanic
White:					0	0		
Black/African American:					0	0		
Asian:					0	0		
American Indian/Alaskan Native:					0	0		
Native Hawaiian/Other Pacific Islander:					0	0		
American Indian/Alaskan Native & White:					0	0		
Asian White:					0	0		
Black/African American & White:					0	0		
American Indian/Alaskan Native & Black/African American:					0	0		
Other multi-racial:					0	0		
Asian/Pacific Islander:					0	0		
Hispanic:					0	0		
Total:	0	0	0	0	0	0	0	0
Female-headed Households:					0			



U.S. Department of Housing and Urban Development
Office of Community Planning and Development
Integrated Disbursement and Information System
CDBG Activity Summary Report (GPR) for Program Year 2019
NAPERVILLE

Date: 01-Sep-2020

Time: 8:55


Page: 68

Income Category:

	Owner	Renter	Total	Person
Extremely Low			0	
Low Mod			0	
Moderate			0	
Non Low Moderate			0	
Total	0	0	0	0
Percent Low/Mod				

Annual Accomplishments

No data returned for this view. This might be because the applied filter excludes all data.



U.S. Department of Housing and Urban Development
Office of Community Planning and Development
Integrated Disbursement and Information System
CDBG Activity Summary Report (GPR) for Program Year 2019
NAPERVILLE

Date: 01-Sep-2020

Time: 8:55


Page: 70

Income Category:

	Owner	Renter	Total	Person
Extremely Low	0	0	0	0
Low Mod	0	0	0	0
Moderate	0	0	0	0
Non Low Moderate	0	0	0	0
Total	0	0	0	0
Percent Low/Mod				

Annual Accomplishments

No data returned for this view. This might be because the applied filter excludes all data.



U.S. Department of Housing and Urban Development
Office of Community Planning and Development
Integrated Disbursement and Information System
CDBG Activity Summary Report (GPR) for Program Year 2019
NAPERVILLE

Date: 01-Sep-2020

Time: 8:55

Page: 71

Total Funded Amount:	\$1,577,259.51
Total Drawn Thru Program Year:	\$992,912.22
Total Drawn In Program Year:	\$762,844.63

ATTACHMENT 2:

**Investments and Expenditures for Program Years 2017 and
2018 in Program Year 2019**

Attachment 4: Investments and Expenditures for Program Year 2019

This attachment provides additional information on CDBG expenditures during Program Year 2019, focusing on Program Year 2017 and Program Year 2018 projects completed during Program Year 2019.

2017 Projects: A total of \$75,000 in CDBG funds was expended to complete two PY 2017 activities during PY 2019:

- **IDIS Activity #394, PY 2017 City of Naperville/Department of Public Works – ADA Improvements Naperville Train Station:** \$60,000 in PY 2017 entitlement funds was spent to complete IDIS Activity #394. These funds were used to reconstruct curb cuts and ramps at Naperville’s downtown METRA/AMTRAK station.
- **IDIS Activity #402, PY 2017 Peoples Resource Center – HVAC System Replacement:** \$15,000 in PY 2017 entitlement funds was spent to replace the HVAC system at the Peoples Resource Center, a social service agency providing emergency assistance and counseling to low-income Naperville households.
- All other PY 2017 projects are now complete.
- All other PY 2017 projects are now complete.

All other PY 2017 projects are now complete.

2018 Projects: A total of \$358,832.18 in PY 2018 entitlement funds and \$6,917.00 in PY 2019 Program Income was spent in PY 2019 to complete 11 PY 2018 activities:

- **IDIS Activity #408, PY 2018 Illinois Independent Living Center – Flooring Replacement** \$65,275.00 in PY 2018 entitlement funds was spent to replace flooring at a specially designed apartment complex providing 31 affordable owner and renter-occupied apartments for people with severe physical disabilities. A total of 29 households occupied the building at the time of project completion, of which 23 were low or moderate-income.
- **IDIS Activity #409, PY 2018 Little Friends – CILA Rehabilitation** \$25,005.00 in PY 2018 entitlement funds was used to rehabilitate the kitchen at a CILA providing housing for eight adults with disabilities.
- **IDIS Activity #410, PY 2018 Loaves & Fishes CARES Program – Emergency Financial Assistance** \$15,264.94 in PY 2018 entitlement funds was used to provide temporary (up to 3 months) of emergency rent and utility assistance to prevent homelessness. A total of 431 people benefitted, of whom 419 were low or moderate-income.
- **IDIS Activity #413, PY 2018 Naperville Heritage Society – Naper Settlement South Entry Gate** \$39,260.00 in PY 2018 entitlement funds was used to upgrade the rear entry gate of the Naper Settlement Museum, improving handicapped accessibility for approximately 5,125 visitors with disabilities.
- **IDIS Activity #415, PY 2018 Serenity House – Naperville Women’s Recovery Home Rehabilitation**

\$32,440.00 in PY 2018 entitlement funds was spent to rehabilitate the kitchen of a transitional shelter housing nine women recovering from substance abuse.

- **IDIS Activity #416, PY 2018 Turning Pointe Autism Foundation – Bathroom/Kitchen Rehabilitation Project**

\$65,000.00 in PY 2018 entitlement funds was used to rehabilitate the kitchen and bathrooms of a model apartment used to provide educational programs for 21 adults with disabilities.

- **IDIS Activity #417, PY 2018 UCP Seguin – You Hold the Key Project**

\$24,697.00 in PY 2018 entitlement funds was used to upgrade the water service and install a sprinkler and fire detection system in a group home providing housing for four disabled adults.

- **IDIS Activity #418, PY 2018 City of Naperville – Grant Administration**

\$9,659.82 in PY 2018 entitlement funds was used to pay for a grant administration for the final quarter of the PY 2018 CDBG program.

- **IDIS Activity #419, PY 2018 DuPage PADS – Olympus Place Supportive Housing Program**

\$995.98 in PY 2018 entitlement funds was spent to complete a public service program providing social service support to 22 formerly chronically homeless people living in a supportive housing apartment complex.

- **IDIS Activity #420, PY 2018 City of Naperville – Housing Needs Analysis/Affordable Housing Plan**

A total of \$30,000.00, including \$23,083.00 in PY 2018 CDBG entitlement funds and \$6,917.00 in PY 2019 Program Income, was spent to engage a consultant to prepare a Housing Needs Analysis/Affordable Housing Plan for the City of Naperville.

- **IDIS Activity #421, PY 2018 City of Naperville – METRA/AMTRAK Station Accessibility Improvements, Phase 2**

\$53,185.46 in PY 2018 CDBG entitlement funds was used to replace the entry doors at the Naperville downtown METRA/AMTRAK station, improving accessibility for approximately 5,125 Naperville residents with disabilities.

On PY 2018 project, the Sidewalk Assistance Program, has not been completed. This project will be cancelled if no applications are received by October 1, 2020.

Source of CDBG Funds Expended in Program Year 2019: Therefore, the total amount of funds expended on CDBG projects in PY 2019 from all sources was \$634,779.66, broken down by funding source as follows:

PY 2016 Entitlement Funds	\$ 60,297.05
PY 2017 Entitlement Funds	\$136,828.43
PY 2018 Entitlement Funds	\$358,832.18
PY 2019 Program Income	\$ 6,917.00
PY 2019 Entitlement Funds	<u>\$ 71,905.00</u>
TOTAL FUNDS EXPENDED	\$634,779.66

ATTACHMENT 3:

**PR26 – CDBG Financial Summary Report for Program Year
2019**



Office of Community Planning and Development
 U.S. Department of Housing and Urban Development
 Integrated Disbursement and Information System
 PR26 - CDBG Financial Summary Report
 Program Year 2019
 NAPERVILLE , IL

DATE: 09-02-20
 TIME: 14:13
 PAGE: 1

PART I: SUMMARY OF CDBG RESOURCES

01 UNEXPENDED CDBG FUNDS AT END OF PREVIOUS PROGRAM YEAR	768,566.87
02 ENTITLEMENT GRANT	541,270.00
03 SURPLUS URBAN RENEWAL	0.00
04 SECTION 108 GUARANTEED LOAN FUNDS	0.00
05 CURRENT YEAR PROGRAM INCOME	6,917.00
05a CURRENT YEAR SECTION 108 PROGRAM INCOME (FOR SI TYPE)	0.00
06 FUNDS RETURNED TO THE LINE-OF-CREDIT	0.00
06a FUNDS RETURNED TO THE LOCAL CDBG ACCOUNT	0.00
07 ADJUSTMENT TO COMPUTE TOTAL AVAILABLE	128,065.00
08 TOTAL AVAILABLE (SUM, LINES 01-07)	1,444,818.87

PART II: SUMMARY OF CDBG EXPENDITURES

09 DISBURSEMENTS OTHER THAN SECTION 108 REPAYMENTS AND PLANNING/ADMINISTRATION	681,101.38
10 ADJUSTMENT TO COMPUTE TOTAL AMOUNT SUBJECT TO LOW/MOD BENEFIT	0.00
11 AMOUNT SUBJECT TO LOW/MOD BENEFIT (LINE 09 + LINE 10)	681,101.38
12 DISBURSED IN IDIS FOR PLANNING/ADMINISTRATION	81,743.25
13 DISBURSED IN IDIS FOR SECTION 108 REPAYMENTS	0.00
14 ADJUSTMENT TO COMPUTE TOTAL EXPENDITURES	0.00
15 TOTAL EXPENDITURES (SUM, LINES 11-14)	762,844.63
16 UNEXPENDED BALANCE (LINE 08 - LINE 15)	681,974.24

PART III: LOWMOD BENEFIT THIS REPORTING PERIOD

17 EXPENDED FOR LOW/MOD HOUSING IN SPECIAL AREAS	0.00
18 EXPENDED FOR LOW/MOD MULTI-UNIT HOUSING	65,275.00
19 DISBURSED FOR OTHER LOW/MOD ACTIVITIES	615,826.38
20 ADJUSTMENT TO COMPUTE TOTAL LOW/MOD CREDIT	0.00
21 TOTAL LOW/MOD CREDIT (SUM, LINES 17-20)	681,101.38
22 PERCENT LOW/MOD CREDIT (LINE 21/LINE 11)	100.00%

LOW/MOD BENEFIT FOR MULTI-YEAR CERTIFICATIONS

23 PROGRAM YEARS(PY) COVERED IN CERTIFICATION	PY: 2017 PY: 2018 PY: 2019
24 CUMULATIVE NET EXPENDITURES SUBJECT TO LOW/MOD BENEFIT CALCULATION	1,371,673.30
25 CUMULATIVE EXPENDITURES BENEFITING LOW/MOD PERSONS	1,371,083.30
26 PERCENT BENEFIT TO LOW/MOD PERSONS (LINE 25/LINE 24)	99.96%

PART IV: PUBLIC SERVICE (PS) CAP CALCULATIONS

27 DISBURSED IN IDIS FOR PUBLIC SERVICES	92,713.92
28 PS UNLIQUIDATED OBLIGATIONS AT END OF CURRENT PROGRAM YEAR	9,702.95
29 PS UNLIQUIDATED OBLIGATIONS AT END OF PREVIOUS PROGRAM YEAR	21,226.87
30 ADJUSTMENT TO COMPUTE TOTAL PS OBLIGATIONS	0.00
31 TOTAL PS OBLIGATIONS (LINE 27 + LINE 28 - LINE 29 + LINE 30)	81,190.00
32 ENTITLEMENT GRANT	541,270.00
33 PRIOR YEAR PROGRAM INCOME	0.00
34 ADJUSTMENT TO COMPUTE TOTAL SUBJECT TO PS CAP	0.00
35 TOTAL SUBJECT TO PS CAP (SUM, LINES 32-34)	541,270.00
36 PERCENT FUNDS OBLIGATED FOR PS ACTIVITIES (LINE 31/LINE 35)	15.00%

PART V: PLANNING AND ADMINISTRATION (PA) CAP

37 DISBURSED IN IDIS FOR PLANNING/ADMINISTRATION	81,743.25
38 PA UNLIQUIDATED OBLIGATIONS AT END OF CURRENT PROGRAM YEAR	13,916.57
39 PA UNLIQUIDATED OBLIGATIONS AT END OF PREVIOUS PROGRAM YEAR	9,659.82
40 ADJUSTMENT TO COMPUTE TOTAL PA OBLIGATIONS	0.00
41 TOTAL PA OBLIGATIONS (LINE 37 + LINE 38 - LINE 39 +LINE 40)	86,000.00
42 ENTITLEMENT GRANT	541,270.00
43 CURRENT YEAR PROGRAM INCOME	6,917.00
44 ADJUSTMENT TO COMPUTE TOTAL SUBJECT TO PA CAP	0.00
45 TOTAL SUBJECT TO PA CAP (SUM, LINES 42-44)	548,187.00
46 PERCENT FUNDS OBLIGATED FOR PA ACTIVITIES (LINE 41/LINE 45)	15.69%



Office of Community Planning and Development
 U.S. Department of Housing and Urban Development
 Integrated Disbursement and Information System
 PR26 - CDBG Financial Summary Report
 Program Year 2019
 NAPERVILLE, IL

DATE: 09-02-20
 TIME: 14:13
 PAGE: 2

LINE 17 DETAIL: ACTIVITIES TO CONSIDER IN DETERMINING THE AMOUNT TO ENTER ON LINE 17

Report returned no data.

LINE 18 DETAIL: ACTIVITIES TO CONSIDER IN DETERMINING THE AMOUNT TO ENTER ON LINE 18

Plan Year	IDIS Project	IDIS Activity	Activity Name	Matrix Code	National Objective	Drawn Amount
2018	2	408	ILLINOIS INDEPENDENT LIVING CENTER-Flooring Replacement	14B	LMH	\$65,275.00
				14B	Matrix Code	\$65,275.00
Total						\$65,275.00

LINE 19 DETAIL: ACTIVITIES INCLUDED IN THE COMPUTATION OF LINE 19

Plan Year	IDIS Project	IDIS Activity	Voucher Number	Activity Name	Matrix Code	National Objective	Drawn Amount
2018	3	409	6343162	LITTLE FRIENDS-CILA Rehabilitation	03B	LMC	\$25,005.00
2018	6	413	6345029	NAPERVILLE HERITAGE SOCIETY-Naper Settlement South Entry Gate	03B	LMC	\$39,260.00
2018	9	416	6340328	TURNING POINTE AUTISM FDN-Restroom/Kitchen Rehabilitation	03B	LMC	\$65,000.00
2018	10	417	6303326	UCP SEGUIN-You Hold the Key Project	03B	LMC	\$24,697.00
2019	10	432	6341021	RAY GRAHAM ASSOCIATION - Starling and Swift CILA Capital Improvements	03B	LMC	\$80,460.00
					03B	Matrix Code	\$234,422.00
2015	2	365	6339281	Bridge Communities_Transitional Housing Rehab	03C	LMC	\$128,065.00
2018	8	415	6343162	SERENITY HOUSE-Naperville Women's Recovery Home Rehabilitation	03C	LMC	\$32,440.00
					03C	Matrix Code	\$160,505.00
2017	4	394	6343162	CON-DPW - ADA Improvements Naperville Train Station	03L	LMC	\$60,000.00
					03L	Matrix Code	\$60,000.00
2017	13	402	6304058	Peoples Resource Center - HVAC System Replacement	03Z	LMC	\$15,000.00
2018	14	421	6365095	CON-Naperville METRA/AMTRAK Station Accessibility Improvements, Phase II	03Z	LMC	\$53,185.46
					03Z	Matrix Code	\$68,185.46
2018	12	419	6249888	DUPAGE PADS-Olympus Place Supportive Housing Program	05B	LMC	\$4,965.95
2018	12	419	6271177	DUPAGE PADS-Olympus Place Supportive Housing Program	05B	LMC	\$995.98
2019	4	427	6331531	DUPAGE PADS - Olympus Place Supportive Housing Program	05B	LMC	\$16,766.34
2019	4	427	6331533	DUPAGE PADS - Olympus Place Supportive Housing Program	05B	LMC	\$1,412.49
2019	4	427	6337049	DUPAGE PADS - Olympus Place Supportive Housing Program	05B	LMC	\$2,857.94
2019	4	427	6340456	DUPAGE PADS - Olympus Place Supportive Housing Program	05B	LMC	\$153.23
					05B	Matrix Code	\$27,151.93
2018	4	410	6255072	LOAVES & FISHES CARES PROGRAM-Emergency Financial Assistance	05Q	LMC	\$7,037.67
2018	4	410	6271177	LOAVES & FISHES CARES PROGRAM-Emergency Financial Assistance	05Q	LMC	\$8,227.27
2019	7	423	6305117	LOAVES & FISHES CARES PROGRAM - Emergency Financial Assistance	05Q	LMC	\$15,526.81
2019	7	423	6315477	LOAVES & FISHES CARES PROGRAM - Emergency Financial Assistance	05Q	LMC	\$7,110.60
2019	7	423	6331535	LOAVES & FISHES CARES PROGRAM - Emergency Financial Assistance	05Q	LMC	\$7,059.36
2019	7	423	6332429	LOAVES & FISHES CARES PROGRAM - Emergency Financial Assistance	05Q	LMC	\$8,010.24
2019	7	423	6341024	LOAVES & FISHES CARES PROGRAM - Emergency Financial Assistance	05Q	LMC	\$5,616.13



Office of Community Planning and Development
 U.S. Department of Housing and Urban Development
 Integrated Disbursement and Information System
 PR26 - CDBG Financial Summary Report
 Program Year 2019
 NAPERVILLE, IL

DATE: 09-02-20
 TIME: 14:13
 PAGE: 3

Plan Year	IDIS Project	IDIS Activity	Voucher Number	Activity Name	Matrix Code	National Objective	Drawn Amount
2019	7	423	6357692	LOAVES & FISHES CARES PROGRAM - Emergency Financial Assistance	05Q	LMC	\$6,973.91
					05Q	Matrix Code	\$65,561.99
Total							\$615,826.38

LINE 27 DETAIL: ACTIVITIES INCLUDED IN THE COMPUTATION OF LINE 27

Plan Year	IDIS Project	IDIS Activity	Voucher Number	Activity Name	Matrix Code	National Objective	Drawn Amount
2018	12	419	6249888	DUPAGE PADS-Olympus Place Supportive Housing Program	05B	LMC	\$4,965.95
2018	12	419	6271177	DUPAGE PADS-Olympus Place Supportive Housing Program	05B	LMC	\$995.98
2019	4	427	6331531	DUPAGE PADS - Olympus Place Supportive Housing Program	05B	LMC	\$16,766.34
2019	4	427	6331533	DUPAGE PADS - Olympus Place Supportive Housing Program	05B	LMC	\$1,412.49
2019	4	427	6337049	DUPAGE PADS - Olympus Place Supportive Housing Program	05B	LMC	\$2,857.94
2019	4	427	6340456	DUPAGE PADS - Olympus Place Supportive Housing Program	05B	LMC	\$153.23
					05B	Matrix Code	\$27,151.93
2018	4	410	6255072	LOAVES & FISHES CARES PROGRAM-Emergency Financial Assistance	05Q	LMC	\$7,037.67
2018	4	410	6271177	LOAVES & FISHES CARES PROGRAM-Emergency Financial Assistance	05Q	LMC	\$8,227.27
2019	7	423	6305117	LOAVES & FISHES CARES PROGRAM - Emergency Financial Assistance	05Q	LMC	\$15,526.81
2019	7	423	6315477	LOAVES & FISHES CARES PROGRAM - Emergency Financial Assistance	05Q	LMC	\$7,110.60
2019	7	423	6331535	LOAVES & FISHES CARES PROGRAM - Emergency Financial Assistance	05Q	LMC	\$7,059.36
2019	7	423	6332429	LOAVES & FISHES CARES PROGRAM - Emergency Financial Assistance	05Q	LMC	\$8,010.24
2019	7	423	6341024	LOAVES & FISHES CARES PROGRAM - Emergency Financial Assistance	05Q	LMC	\$5,616.13
2019	7	423	6357692	LOAVES & FISHES CARES PROGRAM - Emergency Financial Assistance	05Q	LMC	\$6,973.91
					05Q	Matrix Code	\$65,561.99
Total							\$92,713.92

LINE 37 DETAIL: ACTIVITIES INCLUDED IN THE COMPUTATION OF LINE 37

Plan Year	IDIS Project	IDIS Activity	Voucher Number	Activity Name	Matrix Code	National Objective	Drawn Amount
2018	13	420	6321161	CON-Housing Needs Analysis/Affordable Housing Plan	20		\$11,892.70
2018	13	420	6331525	CON-Housing Needs Analysis/Affordable Housing Plan	20		\$18,107.30
					20	Matrix Code	\$30,000.00
2018	11	418	6318639	CON-Grant Administration	21A		\$9,659.82
2019	12	434	6340390	CITY OF NAPERVILLE - Grant Administration	21A		\$29,011.75
2019	12	434	6343162	CITY OF NAPERVILLE - Grant Administration	21A		\$13,071.68
					21A	Matrix Code	\$51,743.25
Total							\$81,743.25

ATTACHMENT 4:
Citizen Participation

**PUBLIC HEARING AND PUBLIC COMMENT PERIOD NOTICE
CITY OF NAPERVILLE
COMMUNITY DEVELOPMENT BLOCK GRANT
2019 COMPREHENSIVE ANNUAL PERFORMANCE
EVALUATION REPORT**

PUBLIC NOTICE is hereby given to all persons interested that on September 15, 2020, the City Council of the City of Naperville will hold a public hearing to identify the general housing and community development needs of persons who may benefit from its Community Development Block Grant (CDBG). The public hearing is being held to review the HUD-required 2019 Comprehensive Annual Performance Evaluation Report (CAPER), which is a report for all CDBG funds expended from April 1, 2019 to March 31, 2020. The hearing will be held remotely via video conference during the regularly scheduled City Council meeting beginning at 7:00 PM, September 15, 2020. Instructions for participating in the public hearing remotely will be posted on the City's website at <https://naperville.legistar.com/Calendar.aspx> by 5:00 PM, September 9, 2020. Citizens are invited to address comments either to the CDBG Coordinator Ruth Broder at broderr@naperville.il.us or 630-305-5315 or by public comment at the September 15, 2020 public hearing. A copy of the 2019 CAPER will be made available on September 1, 2020 and the public comment period will be open from September 1, 2020 to September 15, 2020. Copies of the CAPER will be available at the Naperville Public Libraries and at the City's Clerk Office. Information will also be available at the City's website, <http://www.naperville.il.us/cdbg.aspx>.

Any individual with a disability requesting a reasonable accommodation to participate in a public meeting should contact the Communications Department at least 48 hours in advance of the scheduled meeting. The Communications Department can be reached in person at 400 S. Eagle Street, Naperville, IL., via telephone 630-420-6707 or 630-305-5205 (TDD) or via e-mail at info@naperville.il.us. Every effort will be made to allow for meeting participation. Any individual requesting an interpreter should contact Ruth Broder at broderr@naperville.il.us or 630-305-5315. Every effort will be made to allow for meeting participation.