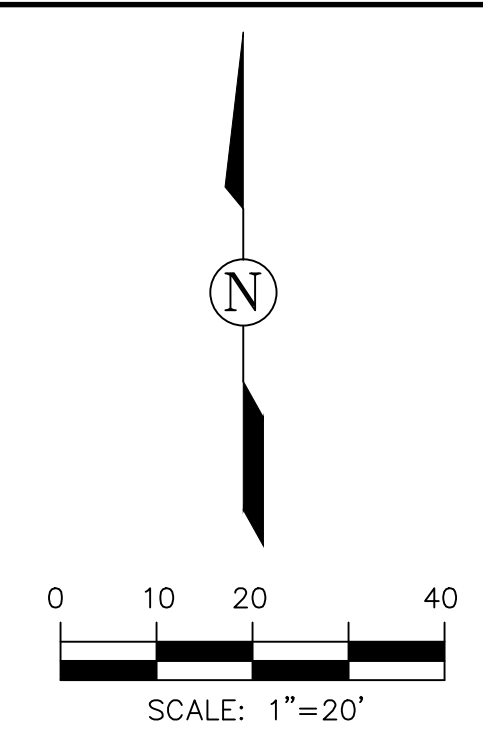
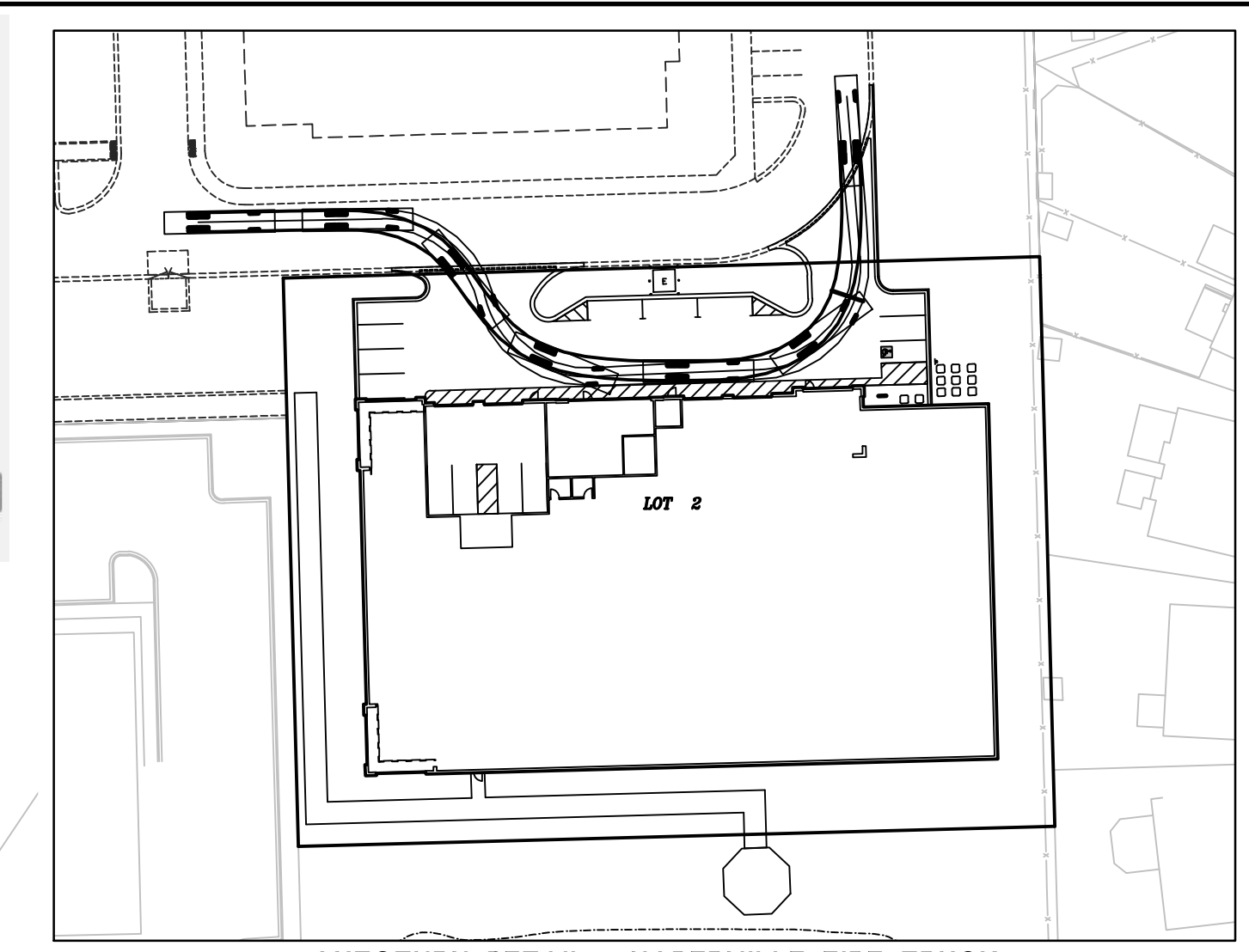
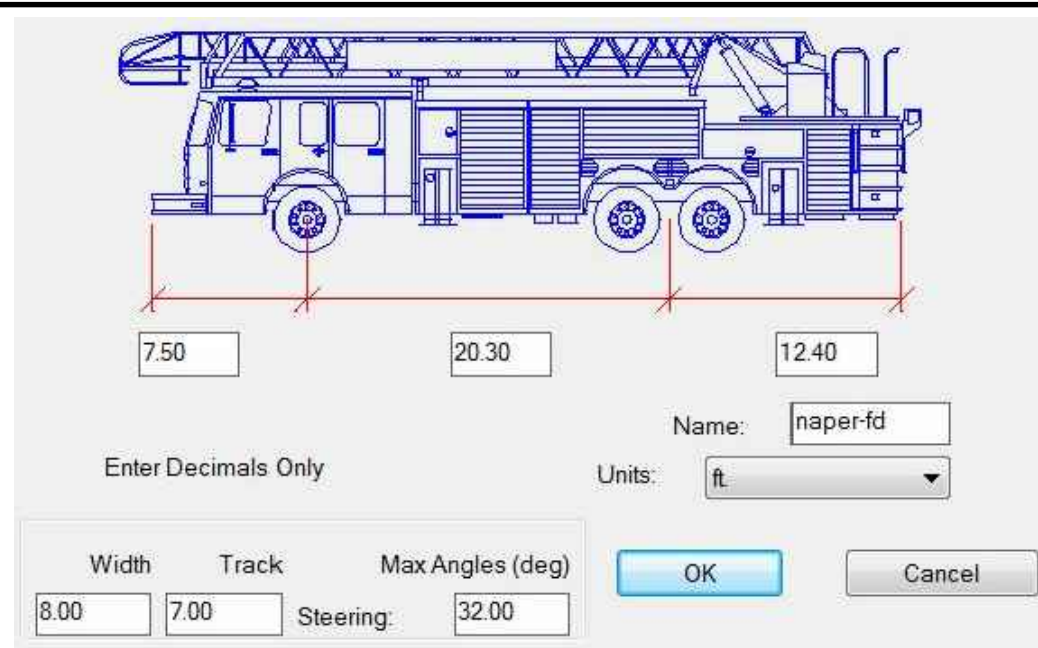
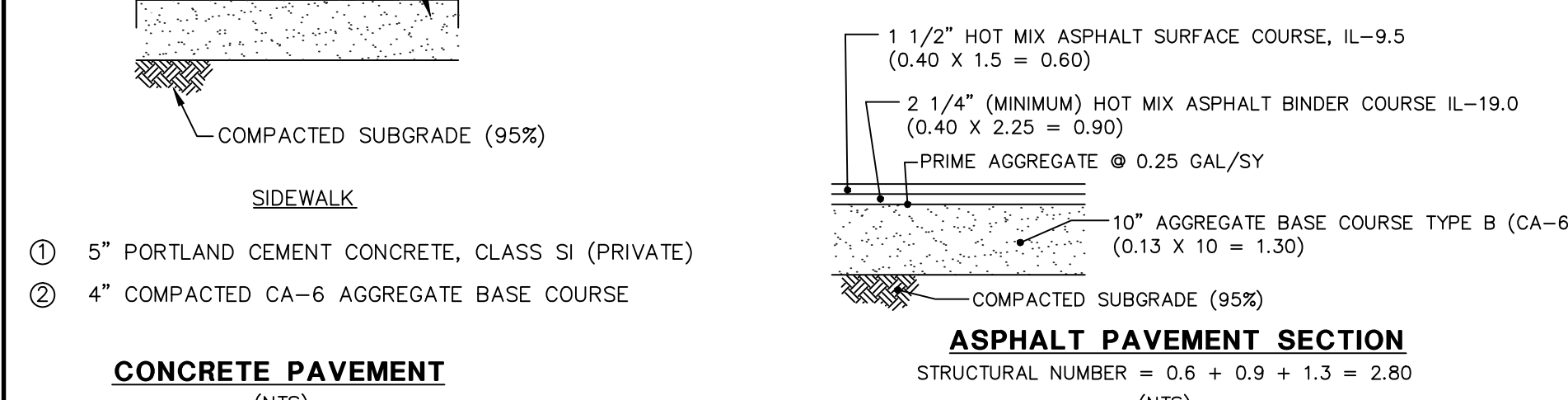


- NOTES:**
- B6.12 CONCRETE CURB AND GUTTER HAVE BEEN DIMENSIONED TO THE BACK OF CURB. A MINIMUM OF 4 INCHES OF AGGREGATE BASE SHALL BE PLACED BENEATH ALL CURB AND SHALL EXTEND 18 INCHES BEYOND BACK OF CURB.
  - VCH - VARIABLE CURB HEIGHT, SEE GRADING PLAN
    - \* - MILL EXISTING CURB
    - \*\* - REMOVE AND REPLACE EXISTING CURB AND GUTTER
  - FOR PROPOSED BUILDING DIMENSIONS, SEE ARCHITECTURAL PLANS.
  - UNLESS OTHERWISE NOTED, ALL PAVEMENT MARKINGS SHALL BE YELLOW PAINT, 4-INCHES WIDE.



**WAVE BIKE RACKS**

Upscale stylish look. Easy to secure your bike.

- 10-gauge galvanized steel or attractive powder coating.
- 2 3/8" diameter bar.
- Mounting hardware included.

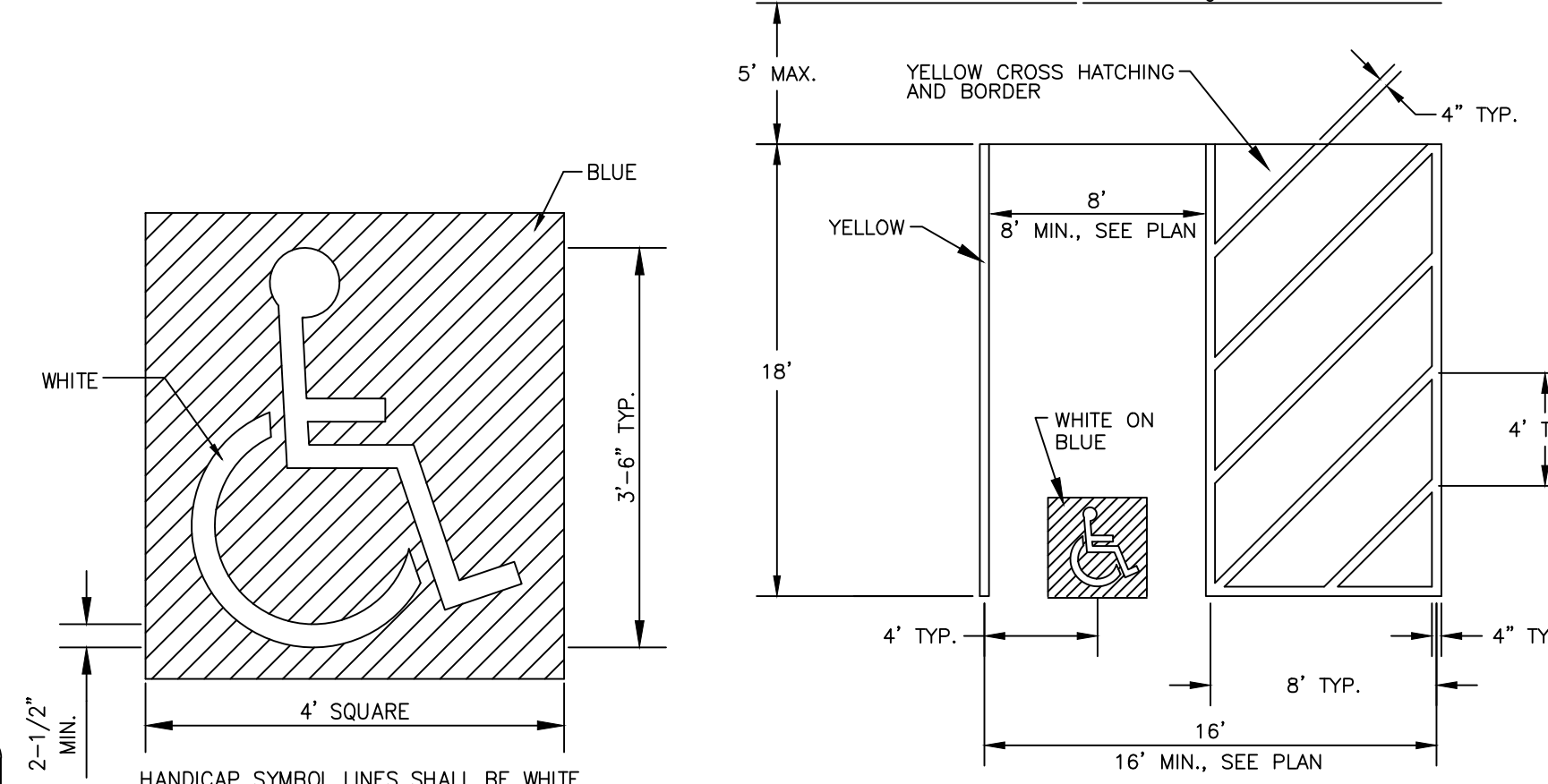
MODEL NO.	DESCRIPTION	SIZE L x W x H	BIKE CAP.	WT. (LBS.)	PRICE EACH	ADD TO CART
H-2892*	1-Loop	22 x 2 1/2 x 34"	3	27	\$190	Specify Color
H-2843	3-Loop	43 x 2 1/2 x 39"	5	56	360	Specify Color
H-2844	5-Loop	68 x 2 1/2 x 39"	7	80	450	Specify Color

\* Galvanized and Black only. \* SHIPS VIA MOTOR FREIGHT

MODEL NO.	DESCRIPTION	FITS	PRICE EACH	ADD TO CART
H-2845	Replacement Mounting Hardware	H-2892, H-2843 or H-2844	\$19	1 ADD

**SITE DATA**

LOT AREA	56,941 S.F. OR 1.307 AC.
BUILDING AREA:	
-LOADING AREA	1,720 S.F.
-1ST FLOOR	30,655 S.F. (WITH LOADING AREA)
-2ND FLOOR	30,713 S.F.
-3RD FLOOR	24,829 S.F.
-TOTAL	84,477 S.F. (WITHOUT LOADING AREA)
FLOOR AREA RATIO	84,477 S.F./56,941 S.F. = 1.48
PARKING:	10 SPACES EXTERNAL (INCLUDING 1 HANDCAP SPACE) 4 SPACES INTERNAL



**RESERVED PARKING**

R7-8  
12" X 18"

**\$250 FINE**

SIGN REQUIRING "\$250 FINE"  
ILLINOIS STANDARD  
R7-1101

**VAN ACCESSIBLE**

VAN ACCESSIBLE SIGN  
18" X 9"  
2" SERIES D LETTERS

- NOTES FOR HANDICAPPED PARKING SPACES:**
- EACH PARKING SPACE SHALL BE AT LEAST EIGHT FEET WIDE, WITH AN EIGHT FOOT WIDE ACCESS AISLE, FOR A TOTAL OF SIXTEEN FEET.
  - ADJACENT HANDICAPPED PARKING SHALL NOT SHARE A COMMON ACCESS AISLE.
  - SIGNS SHALL BE VERTICALLY MOUNTED ON A POST OR A WALL AT THE FRONT CENTER OF THE PARKING SPACE NO MORE THAN FIVE (5) FEET HORIZONTALLY FROM THE FRONT OF A PARKING SPACE AND SET A MINIMUM OF FOUR (4) FEET FROM THE FINISHED GRADE TO THE BOTTOM OF THE SIGN.
  - HANDICAPPED PARKING SIGNS SHALL ALSO EXHIBIT THE WORDS "\$250.00 FINE".
  - PARKING SPACES DESIGNED FOR PERSONS WITH DISABILITIES AND ACCESSIBLE PASSENGER LOADING ZONES THAT SERVE A PARTICULAR BUILDING, SHALL BE LOCATED ON THE SHORTEST POSSIBLE ACCESSIBLE ENTRANCE OF THE BUILDING.
  - IN SEPARATE PARKING STRUCTURES OR LOTS THAT DO NOT SERVE A PARTICULAR BUILDING, PARKING SPACES FOR PERSONS WITH DISABILITIES SHALL BE LOCATED ON THE SHORTEST POSSIBLE CIRCULATION ROUTE TO AN ACCESSIBLE PEDESTRIAN ENTRANCE OF THE PARKING FACILITY.

TOT. OFF STREET PRKG SPACES REQUIRED	# OF HANDICAP SPACES PER # OF OFF STREET PARKING	RECORD MIN.	# OF
1 TO 20	1		1
21 TO 50	2		2
51 TO 75	3		3
76 TO 100	4		4
101 TO 150	5		5
151 TO 200	6		6
201 TO 300	7		7
301 TO 400	8		8
401 TO 500	9		9
501 TO 1000	2% OF TOTAL NUMBER		
OVER 1000	20 PLUS 1 FOR EACH 100 OVER 1000		

**ROAKE AND ASSOCIATES, INC.**  
CONSULTING ENGINEERS • LAND SURVEYORS • PLANNERS  
1684 QUINCY AVENUE, SUITE 100A • NAPERVILLE, ILLINOIS 60640  
TEL (630) 366-3232 • FAX (630) 366-3287

PREPARED FOR:  
**THE BSC GROUP**  
600 W. VAN BUREN STREET, SUITE 204  
CHICAGO, ILLINOIS 60607  
TEL. (312) 207-8237  
FAX. (312) 277-6777

NO.		DATE		DESCRIPTION	
1	07/20/17	REV. PER CITY RVW DATED	6/30/17		
2	08/15/17	REV. PER CITY RVW DATED	08/08/17		

**LOT 2 - CANTORE PLACE LOT 1 RESUBDIVISION**

**DIMENSION PLAN**

DRN./CKD. BY: SRH/JGC FILE: 8411E FLD. BK./PG.: 259/47-52 SHEET NO. 4 OF 11  
SCALE: 1"=20' DATE: 05/24/17 JOB NO.: 841.001

G:\841001\8411E.dwg, DIM. 8/16/2017 10:29:06 AM, Iredb

© COPYRIGHT 2017 ROAKE AND ASSOCIATES, INC. ALL RIGHTS RESERVED